



US00D496696S1

(12) **United States Design Patent**
Weiser

(10) **Patent No.:** **US D496,696 S**
(45) **Date of Patent:** **** Sep. 28, 2004**

(54) **EAGLE WITH PROP TAIL**
(75) Inventor: **Margaret Weiser**, Tarzana, CA (US)
(73) Assignee: **Exhart Environmental Systems, Inc.**,
Chatsworth, CA (US)
(**) Term: **14 Years**
(21) Appl. No.: **29/187,808**
(22) Filed: **Aug. 8, 2003**
(51) **LOC (7) Cl.** **21-01**
(52) **U.S. Cl.** **D21/606; D11/162**
(58) **Field of Search** D11/149, 158,
D11/162; D21/458, 606-608; D22/125;
446/35, 97-98, 199, 218, 268, 369

4,031,656 A 6/1977 Kupperman et al. 46/53
D273,483 S * 4/1984 Santa-Eulalia et al. D11/162
4,863,413 A 9/1989 Schwarz 446/34
5,085,075 A 2/1992 Baker 73/188
D356,637 S * 3/1995 El-Assir D21/606
5,551,923 A 9/1996 Worzella 472/137
D384,598 S 10/1997 Park D11/162
D394,463 S 5/1998 Filho D21/93
D402,231 S 12/1998 Mumford D11/117
6,206,747 B1 3/2001 Skwarek 446/217
D463,511 S * 9/2002 Weiser et al. D21/606
D463,512 S * 9/2002 Weiser et al. D21/608
D465,249 S 11/2002 Weiser et al. D21/606
6,475,056 B1 11/2002 Christianson 446/201
D475,420 S * 6/2003 Weiser et al. D21/607

* cited by examiner

Primary Examiner—Sandra L. Morris
(74) *Attorney, Agent, or Firm*—Cislo & Thomas LLP

(56) **References Cited**
U.S. PATENT DOCUMENTS

278,461 A 5/1883 Screven
1,538,562 A 5/1925 Koshalko
D75,871 S 7/1928 Reek
D75,908 S 7/1928 Fridolph et al.
1,814,314 A 7/1931 Kane et al.
1,940,490 A 12/1933 Frazier
D142,968 S 11/1945 Royals
D148,263 S 12/1947 Wagner
2,729,022 A 1/1956 Polk
D185,075 S 5/1959 Erenhouse
D191,115 S * 8/1961 Okamoto D21/606
3,220,253 A 11/1965 Parker
3,290,817 A 12/1966 Kravath
D213,013 S 12/1968 Klingberg

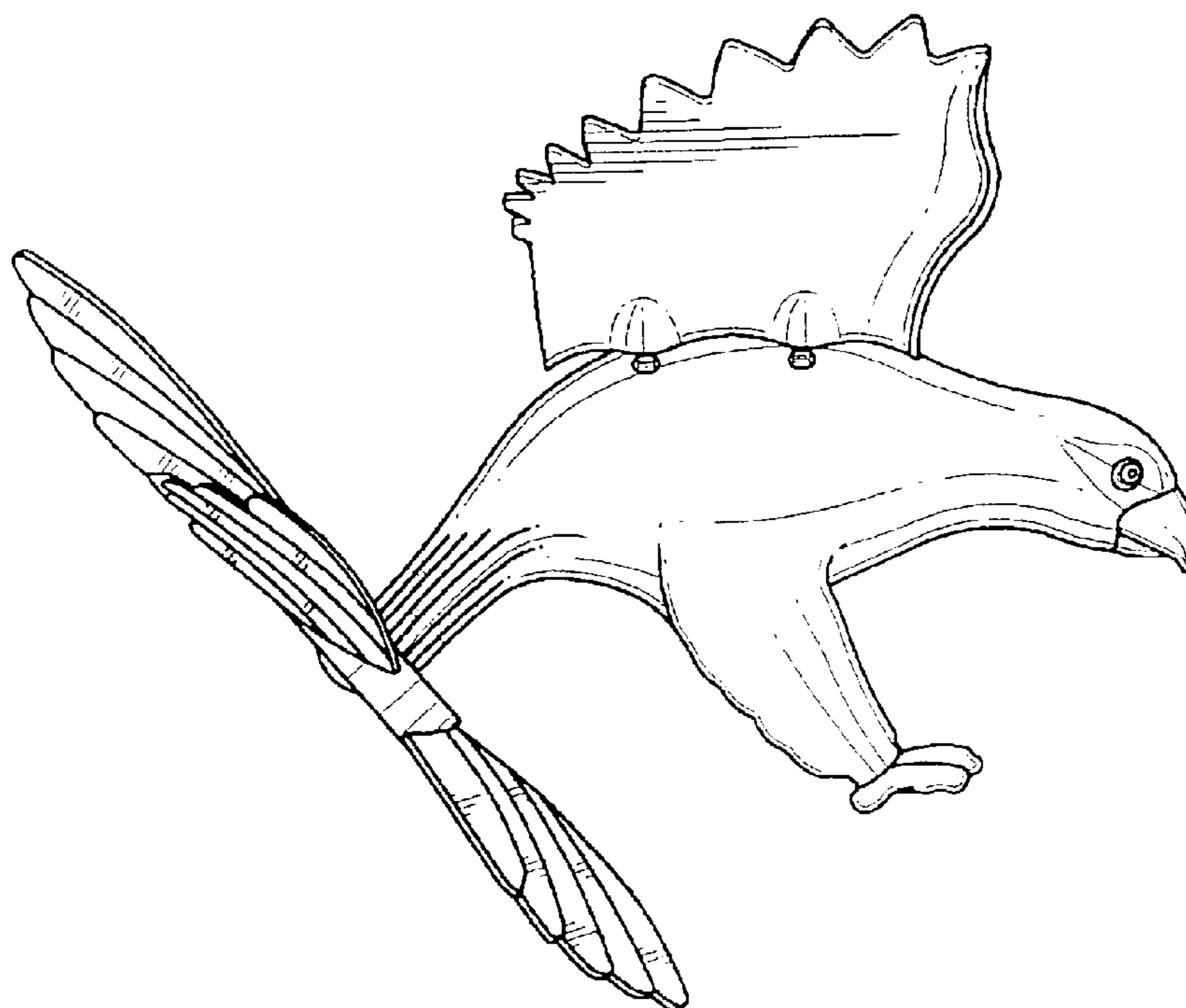
(57) **CLAIM**

The ornamental design for an eagle with prop tail, as shown and described herein.

DESCRIPTION

FIG. 1. Is a left side elevational view of my eagle with prop tail with the right side elevational view being a mirror image thereof;
FIG. 2. Is a top plan view thereof;
FIG. 3. Is a bottom plan view thereof;
FIG. 4. Is a front elevational view thereof; and,
FIG. 5. Is a rear elevational view thereof.

1 Claim, 3 Drawing Sheets



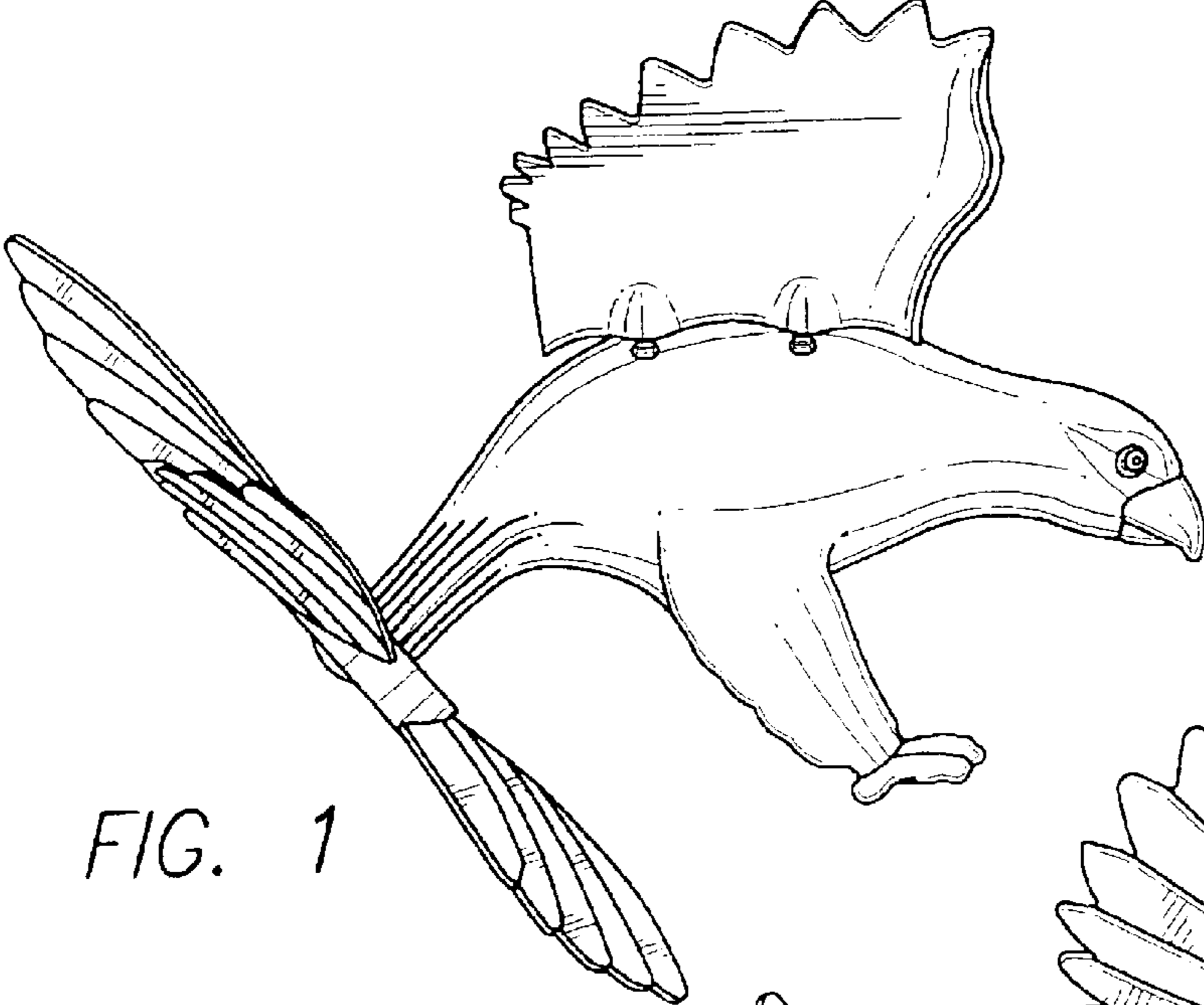


FIG. 1

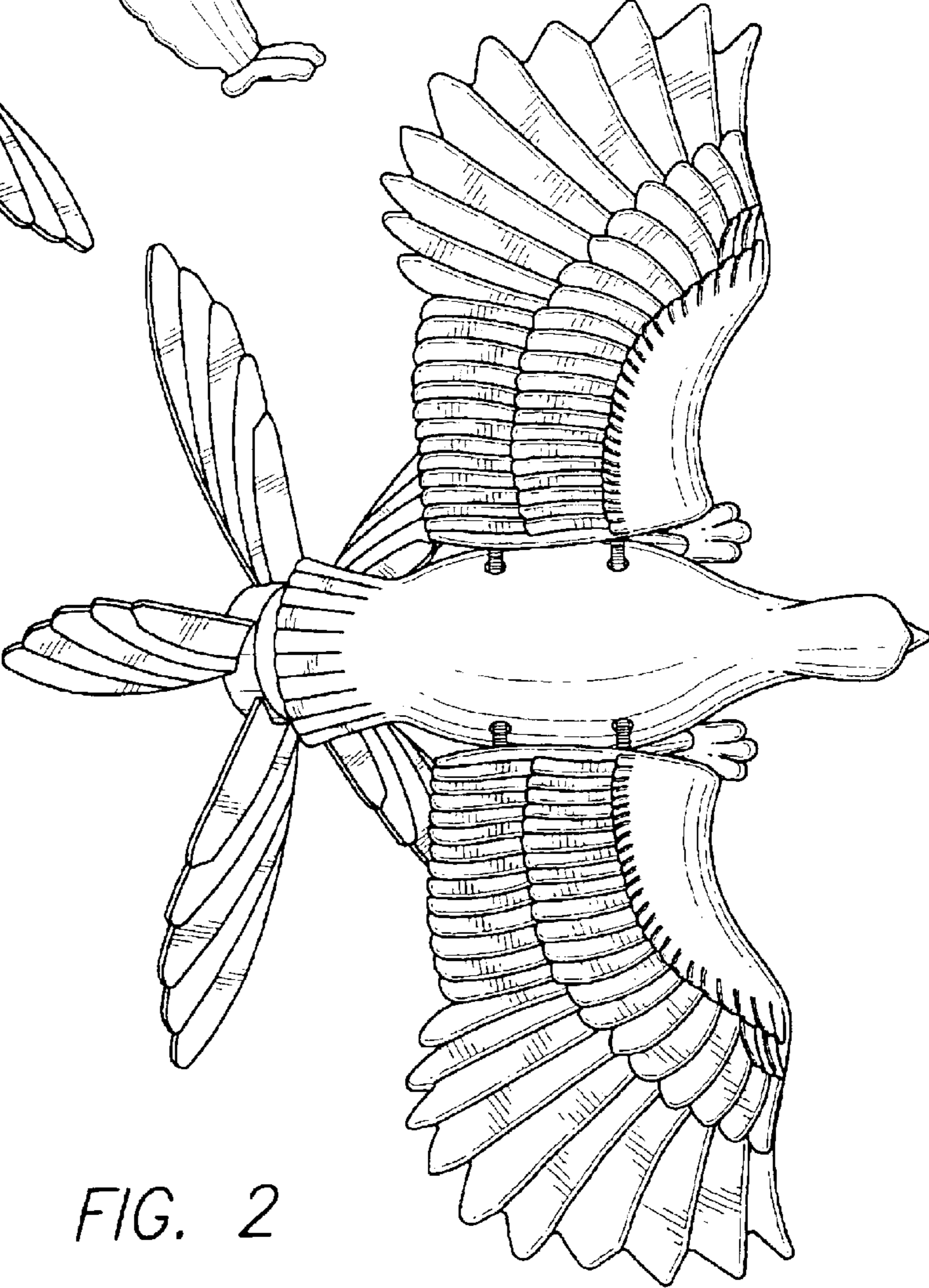


FIG. 2

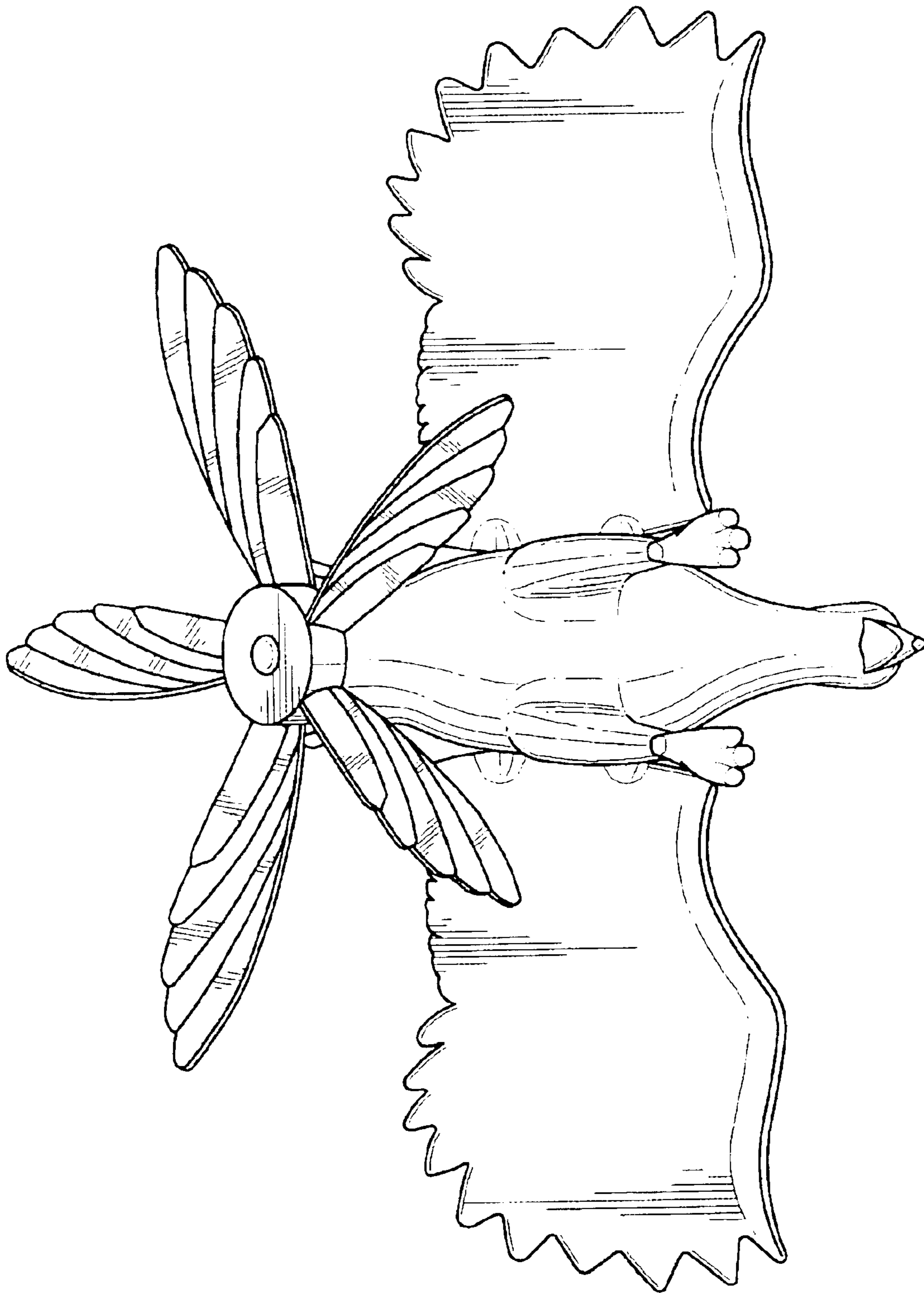


FIG. 3




FIG. 4

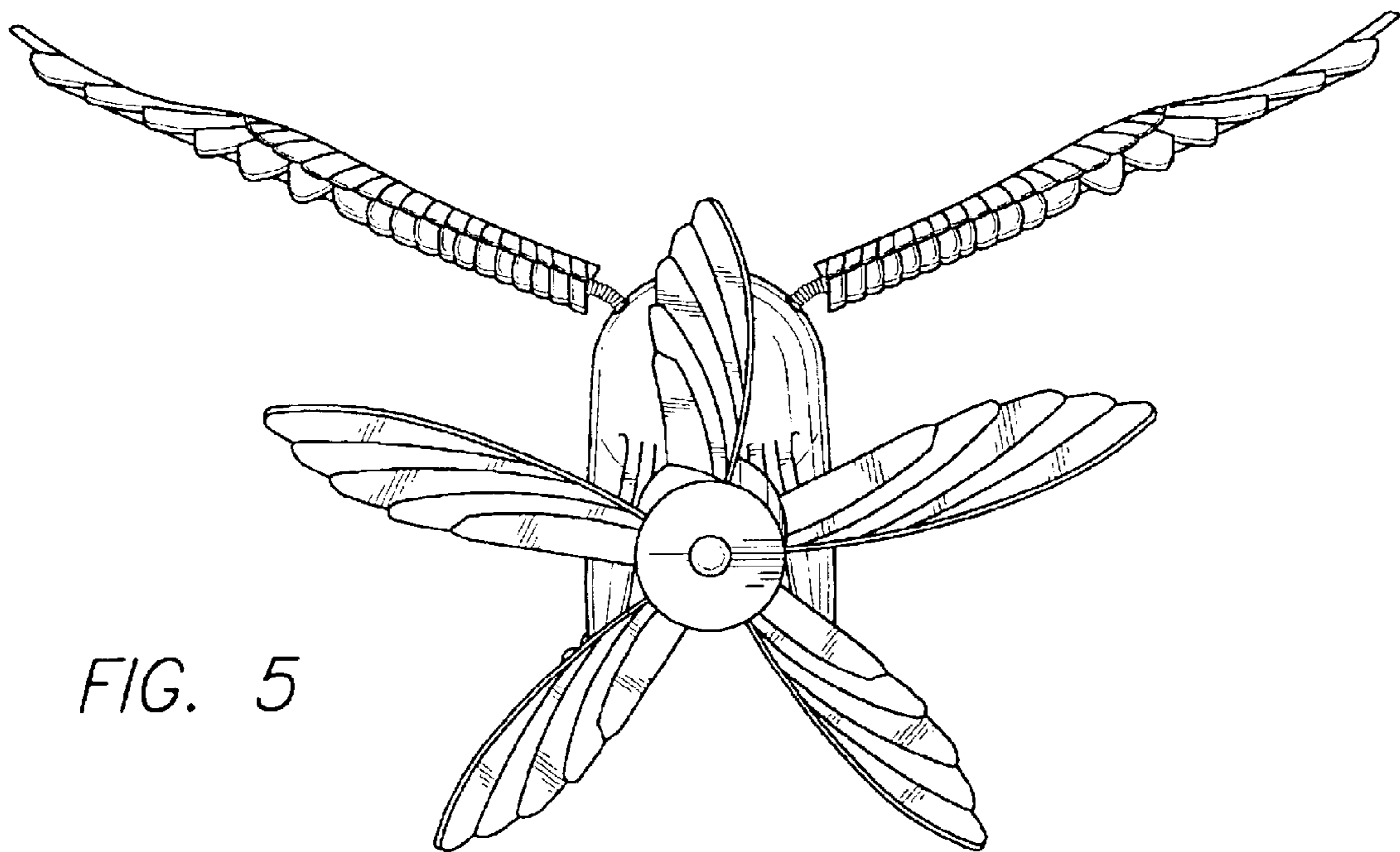


FIG. 5