



US00D496695S1

(12) **United States Design Patent**
Davis

(10) **Patent No.:** **US D496,695 S**
(45) **Date of Patent:** **** Sep. 28, 2004**

- (54) **FLYING TOY**
- (76) **Inventor:** **Steven Davis**, Suite 701-3 Wing On Plaza, 62 Mody Road, TST East (HK)
- (**) **Term:** **14 Years**
- (21) **Appl. No.:** **29/177,740**
- (22) **Filed:** **Mar. 14, 2003**
- (51) **LOC (7) Cl.** **21-01**
- (52) **U.S. Cl.** **D21/444; D21/441**
- (58) **Field of Search** **D21/436-455, D21/458-464; 446/34-68; 473/569-571, 588-590**

4,065,873 A	1/1978	Jones
D253,525 S	11/1979	Wilson
4,249,334 A	2/1981	Goldfarb et al.
D261,538 S	10/1981	Sides
4,313,512 A	2/1982	Jutras
5,071,383 A	12/1991	Knoshita
5,362,065 A	11/1994	Su
5,634,839 A	6/1997	Dixon
5,672,086 A	9/1997	Dixon
6,450,446 B1	9/2002	Holdben
6,550,715 B1	4/2003	Reynolds et al.
6,616,094 B2	9/2003	Illingworth
2001/0024923 A1	9/2001	Streit
2002/0104921 A1	8/2002	Louvel
2002/0142699 A1	10/2002	Davis
2003/0111575 A1	6/2003	Rehkemper et al.

* cited by examiner

Primary Examiner—Stella Reid
Assistant Examiner—C. Tuttle

(56) **References Cited**

U.S. PATENT DOCUMENTS

32,272 A *	5/1861	Benton	446/42
693,328 A	2/1902	Morgan	
1,260,957 A *	3/1918	Benjamin	446/41
1,907,815 A *	5/1933	Hough	446/41
2,051,151 A *	8/1936	Northrop	446/40
D172,112 S	5/1954	Shoemaker	
2,949,693 A	8/1960	McRoskey	
D193,245 S *	7/1962	Knox, Jr.	D21/444
3,104,853 A	9/1963	Klein	
D209,763 S	1/1968	Mueller	
D210,791 S	4/1968	Tally et al.	
D211,104 S	5/1968	Steadman	
D213,708 S	4/1969	Blumenthal	
D214,577 S *	7/1969	Mueller	D21/444
3,570,467 A *	3/1971	Belokin, Jr.	124/26
D221,453 S *	8/1971	Swanberg	D21/444
3,935,663 A *	2/1976	Leibowitz	446/48

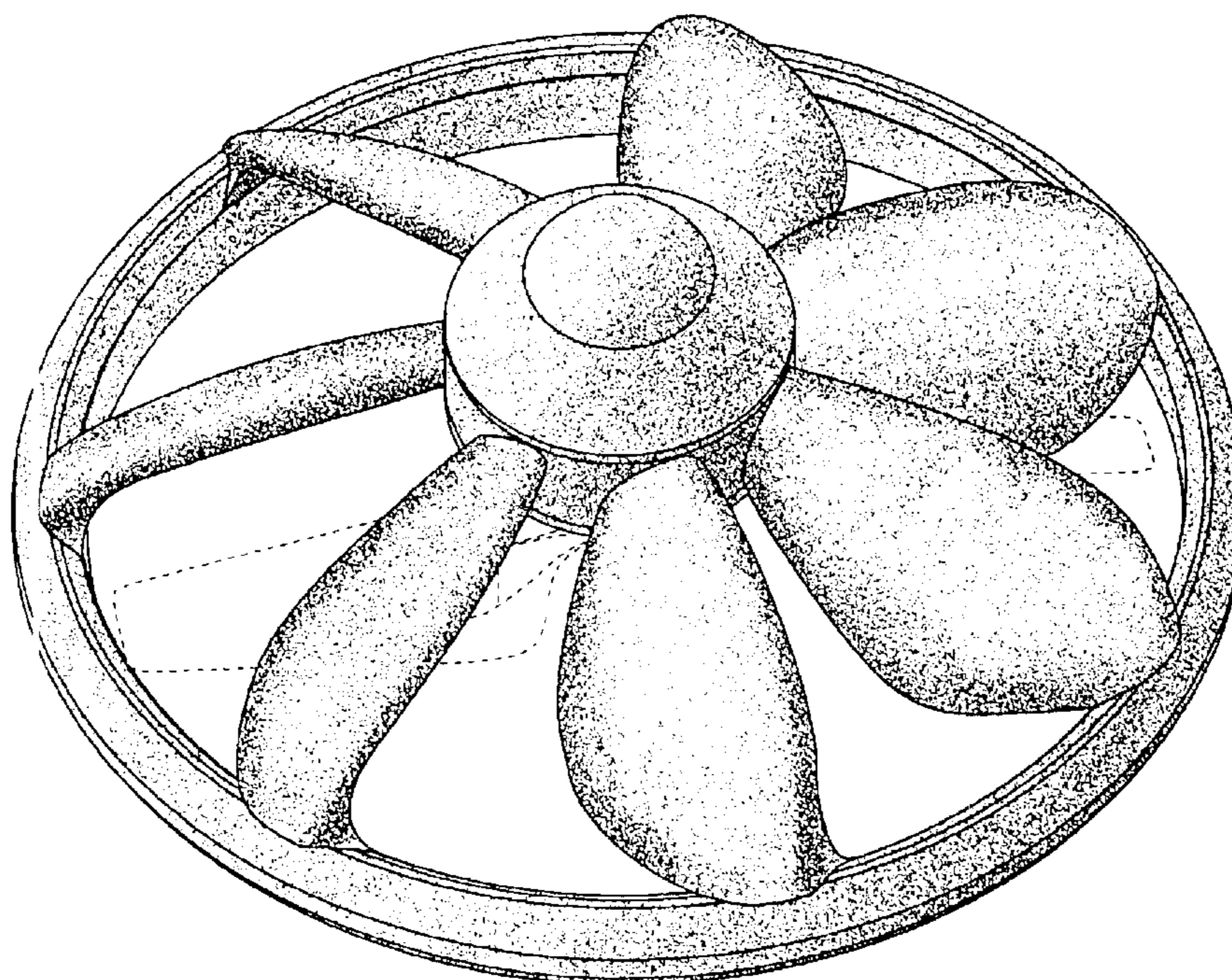
(57) **CLAIM**

The ornamental design for a flying toy, as shown and described.

DESCRIPTION

FIG. 1 is a perspective view of the flying toy showing the new design;
FIG. 2 is a top plan view of the flying toy shown in FIG. 1;
FIG. 3 is a bottom plan view of the flying toy shown in FIG. 1; and,
FIG. 4 is a side view of the flying toy shown in FIG. 1.
The portions shown in broken lines are for illustrative purposes only; and form no part of the claimed design.

1 Claim, 4 Drawing Sheets



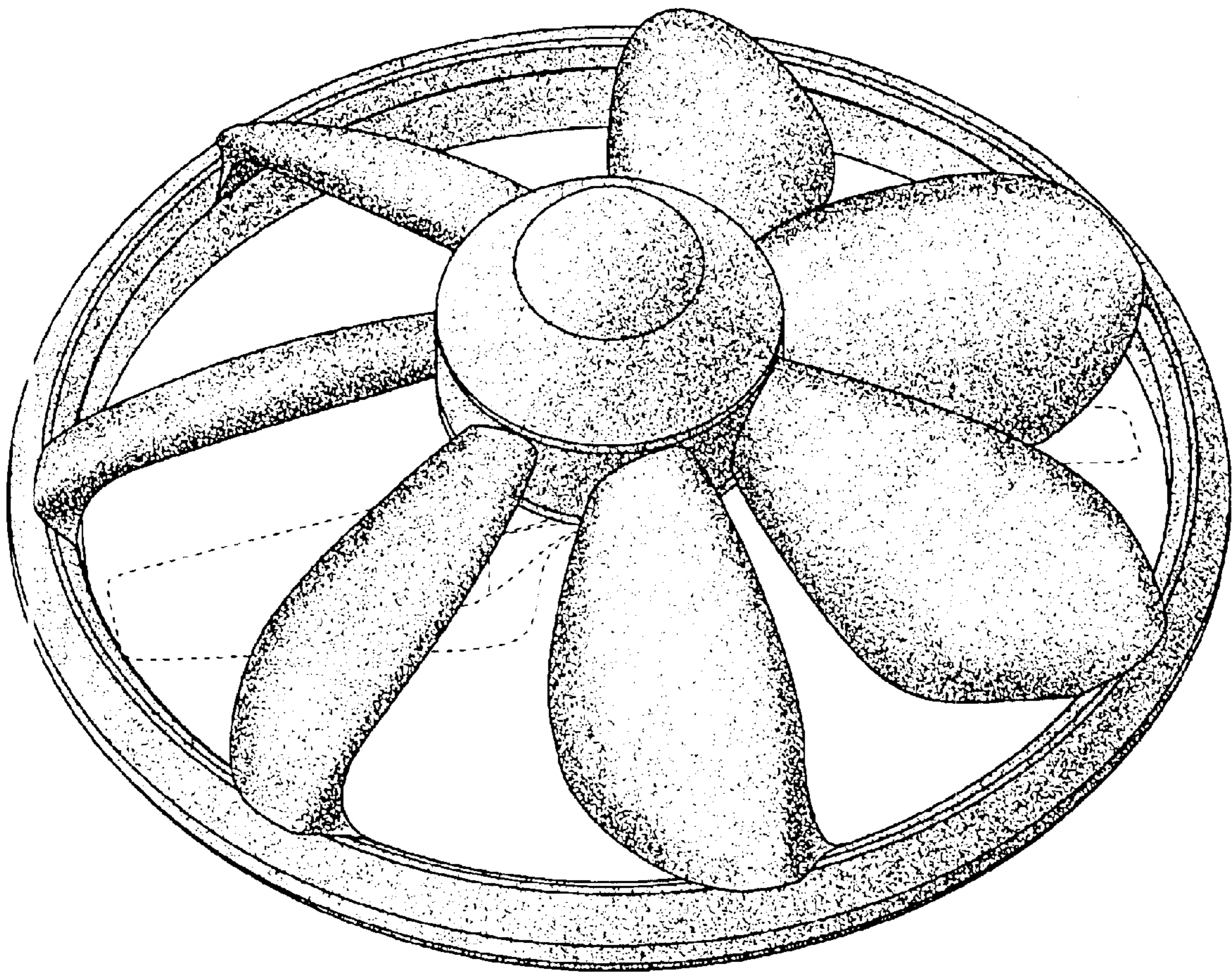


FIG. 1




FIG. 2




FIG. 3

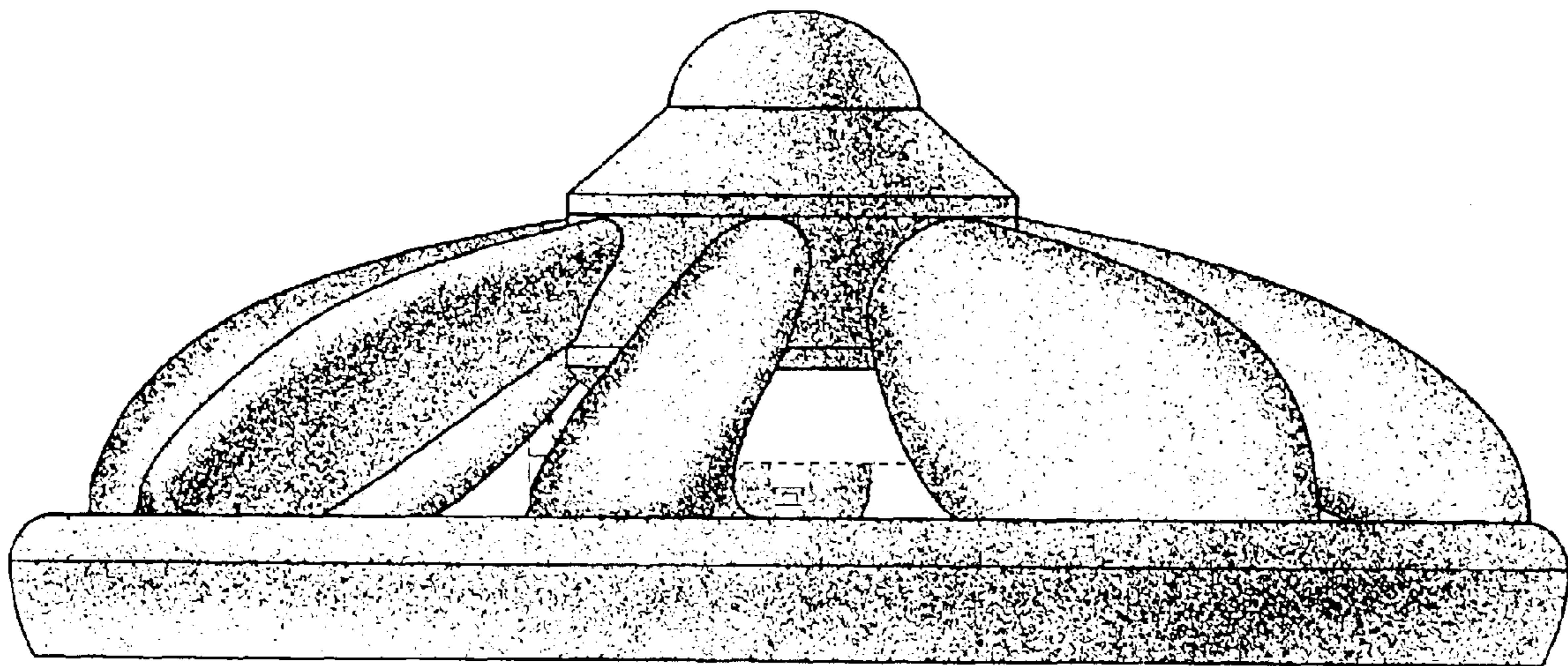


FIG. 4