

US00D496688S1

(12) **United States Design Patent**
Nishida

(10) **Patent No.:** **US D496,688 S**

(45) **Date of Patent:** **** Sep. 28, 2004**

(54) **PEN**

(75) **Inventor:** **Tsuyoshi Nishida, Tokyo (JP)**

(73) **Assignee:** **Mitsubishi Pencil Co., Ltd., Tokyo (JP)**

(**) **Term:** **14 Years**

(21) **Appl. No.:** **29/200,125**

(22) **Filed:** **Feb. 25, 2004**

(30) **Foreign Application Priority Data**

Aug. 26, 2003 (CN) 03340440.2

(51) **LOC (7) Cl.** **19-06**

(52) **U.S. Cl.** **D19/51; D19/55; D19/56**

(58) **Field of Search** D9/35, 36, 41-51,
D9/53-58, 81-85; 401/6, 7, 88, 99, 18-21,
100-102, 103-106, 107-110, 111-117,
209; 24/10 R, 11 R, 11 PP

(56) **References Cited**

U.S. PATENT DOCUMENTS

- D363,084 S * 10/1995 Hollington D19/51
- D433,704 S * 11/2000 Kouda D19/49
- D441,018 S * 4/2001 Droege D19/51
- D456,448 S * 4/2002 Chiu D19/54

- D460,112 S * 7/2002 Keda D19/51
- D463,821 S * 10/2002 Nishida D19/47
- D465,238 S * 11/2002 Qiu D19/50
- D472,928 S * 4/2003 Ikeda D19/51
- D476,364 S * 6/2003 Bain D19/51

* cited by examiner

Primary Examiner—Martie K. Holtje

(74) *Attorney, Agent, or Firm*—Foley & Lardner LLP

(57) **CLAIM**

The ornamental design for a pen, as shown and described.

DESCRIPTION

FIG. 1 is a perspective view of a pen;
 FIG. 2 is another perspective view thereof with the writing tip shown extended;
 FIG. 3 is a front view thereof;
 FIG. 4 is a right side view thereof, a left side view being a mirror image of the right side view;
 FIG. 5 is a rear elevational view thereof;
 FIG. 6 is a top plan view thereof;
 FIG. 7 is a bottom plan view thereof; and,
 FIG. 8 is a sectional view thereof, taken along line 8—8 of FIG. 3 with an outline of a refill and other inside parts.
 The broken lines are for illustrative purposes only and form no part of the claimed design.

1 Claim, 2 Drawing Sheets

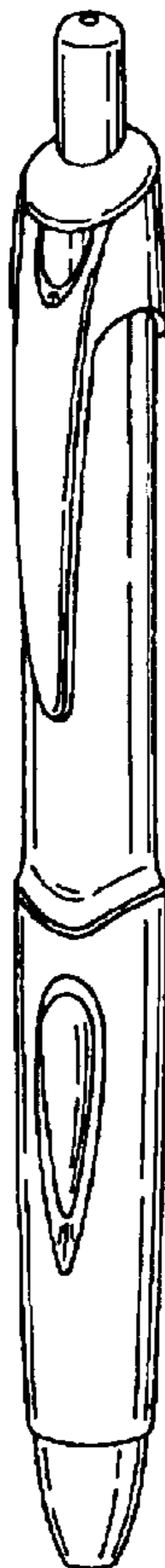


Fig.1




Fig.2

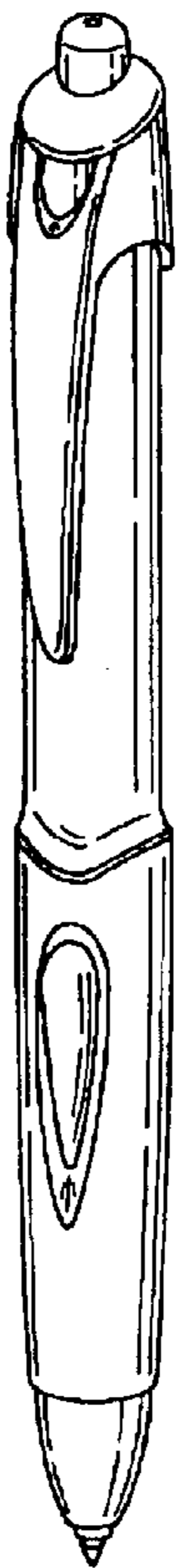


Fig.3

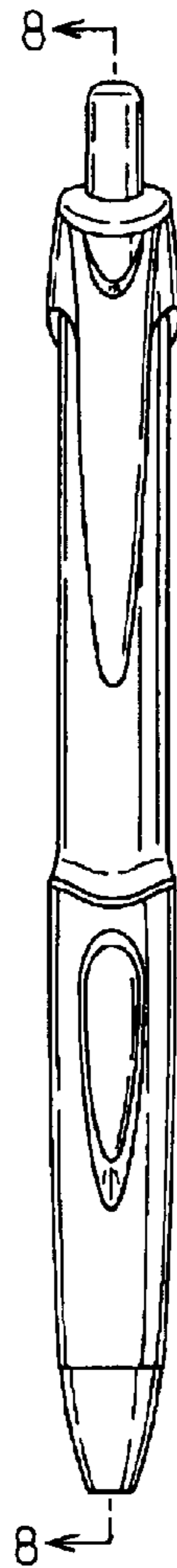


Fig.4

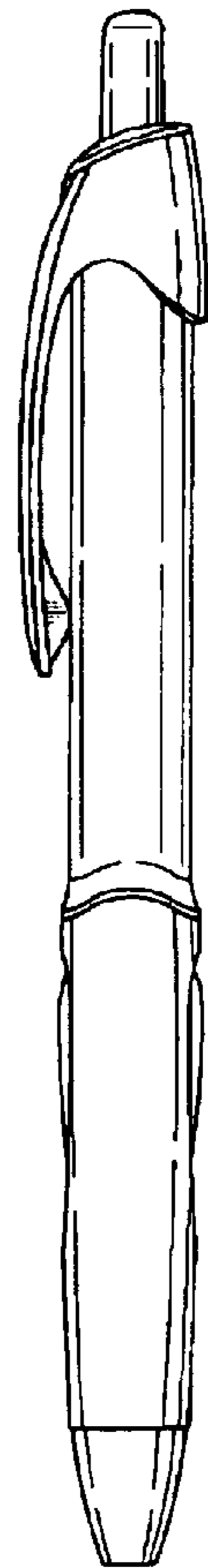


Fig.5

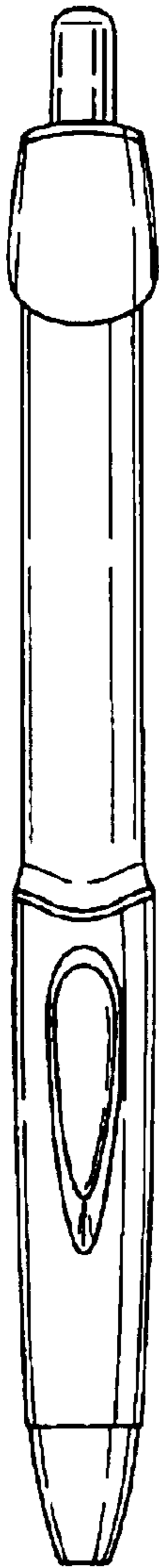


Fig.6



Fig.8

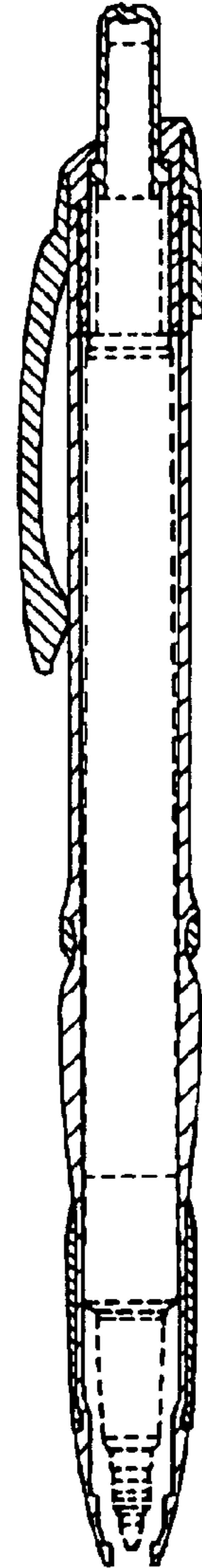


Fig.7

