

US00D496664S1

(12) **United States Design Patent** (10) **Patent No.:** **US D496,664 S**
Jones et al. (45) **Date of Patent:** **** Sep. 28, 2004**

(54) **KEYBOARD**

(75) Inventors: **Gregory G. Jones**, Seattle, WA (US);
Allen M. Han, Kirkland, WA (US)

(73) Assignee: **Microsoft Corporation**, Redmond, WA (US)

(**) Term: **14 Years**

(21) Appl. No.: **29/188,283**

(22) Filed: **Aug. 18, 2003**

(51) **LOC (7) Cl.** **14-02**

(52) **U.S. Cl.** **D14/396**

(58) **Field of Search** D14/391-394,
D14/396-398; D18/1, 2, 7; 178/17 A, 17 C;
200/5 A, 5 R, 6 A, 6 R; 235/145 A, 145 R;
341/22, 23; 345/160, 167, 168; 361/680-686;
400/486, 488, 489, 492

(56) **References Cited**

U.S. PATENT DOCUMENTS

D313,402 S	*	1/1991	Esslinger	D14/396
5,717,430 A	*	2/1998	Copland et al.	345/168
5,793,359 A	*	8/1998	Ushikubo	345/169
D410,234 S		5/1999	Kelley et al.		
D426,834 S		6/2000	Der		
D437,597 S		2/2001	Kaneko et al.		

D439,903 S		4/2001	Kaneko et al.		
D458,258 S		6/2002	Hayes et al.		
D467,589 S	*	12/2002	Jones et al.	D14/455
D474,470 S	*	5/2003	Wu et al.	D14/396

OTHER PUBLICATIONS

Logitech Product Overview, Work, Play, 2 pages, Summer 2003.

* cited by examiner

Primary Examiner—Freda S. Nunn

(74) *Attorney, Agent, or Firm*—Banner & Witcoff, Ltd.

(57) **CLAIM**

The ornamental design for a keyboard, as shown and described.

DESCRIPTION

FIG. 1 is a perspective view of a keyboard showing our new design;

FIG. 2 is a top view thereof;

FIG. 3 is a front view thereof;

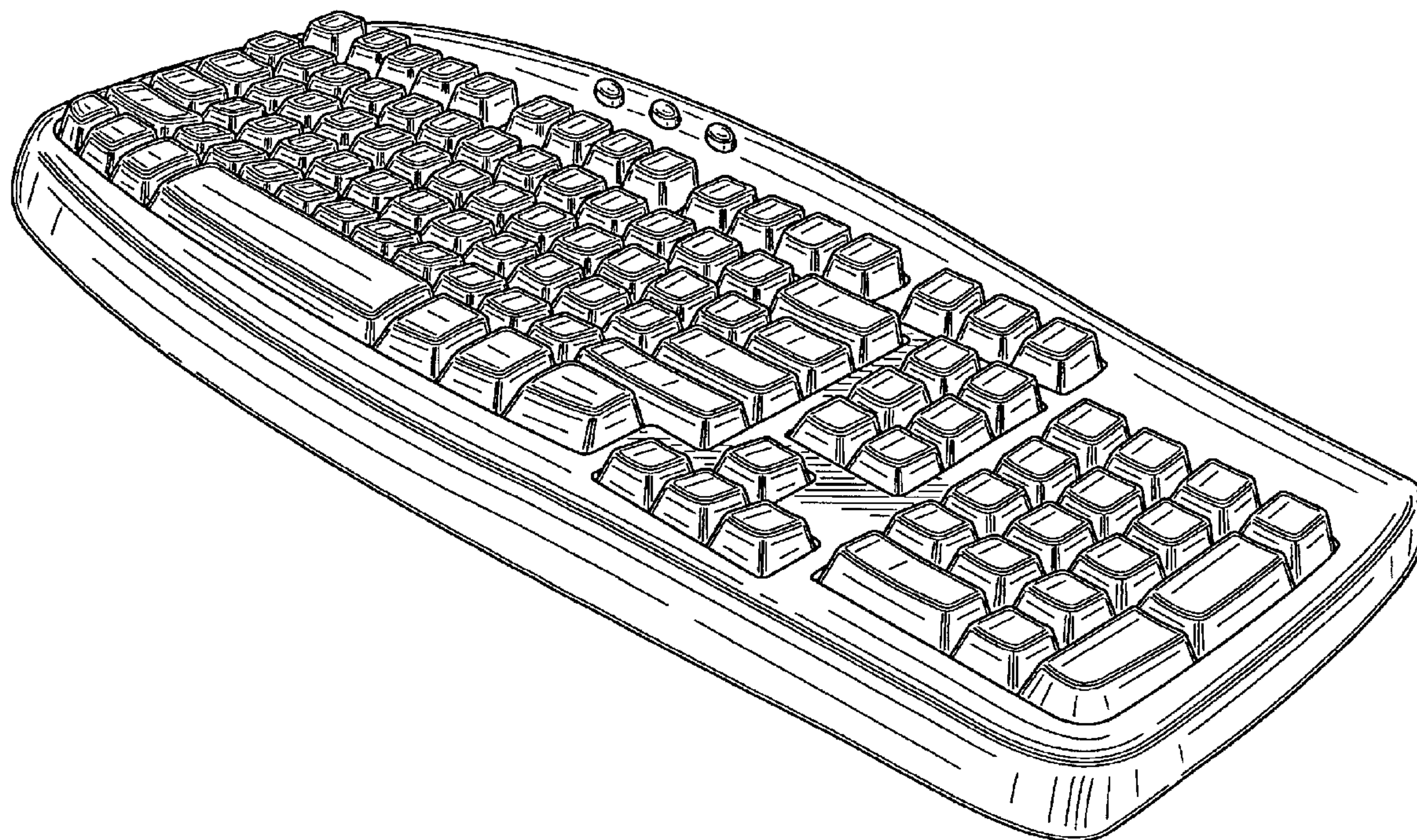
FIG. 4 is a rear view thereof;

FIG. 5 is a right side view thereof; and,

FIG. 6 is a left side view thereof.

The unshown bottom of the keyboard forms no part of the claimed design.

1 Claim, 4 Drawing Sheets



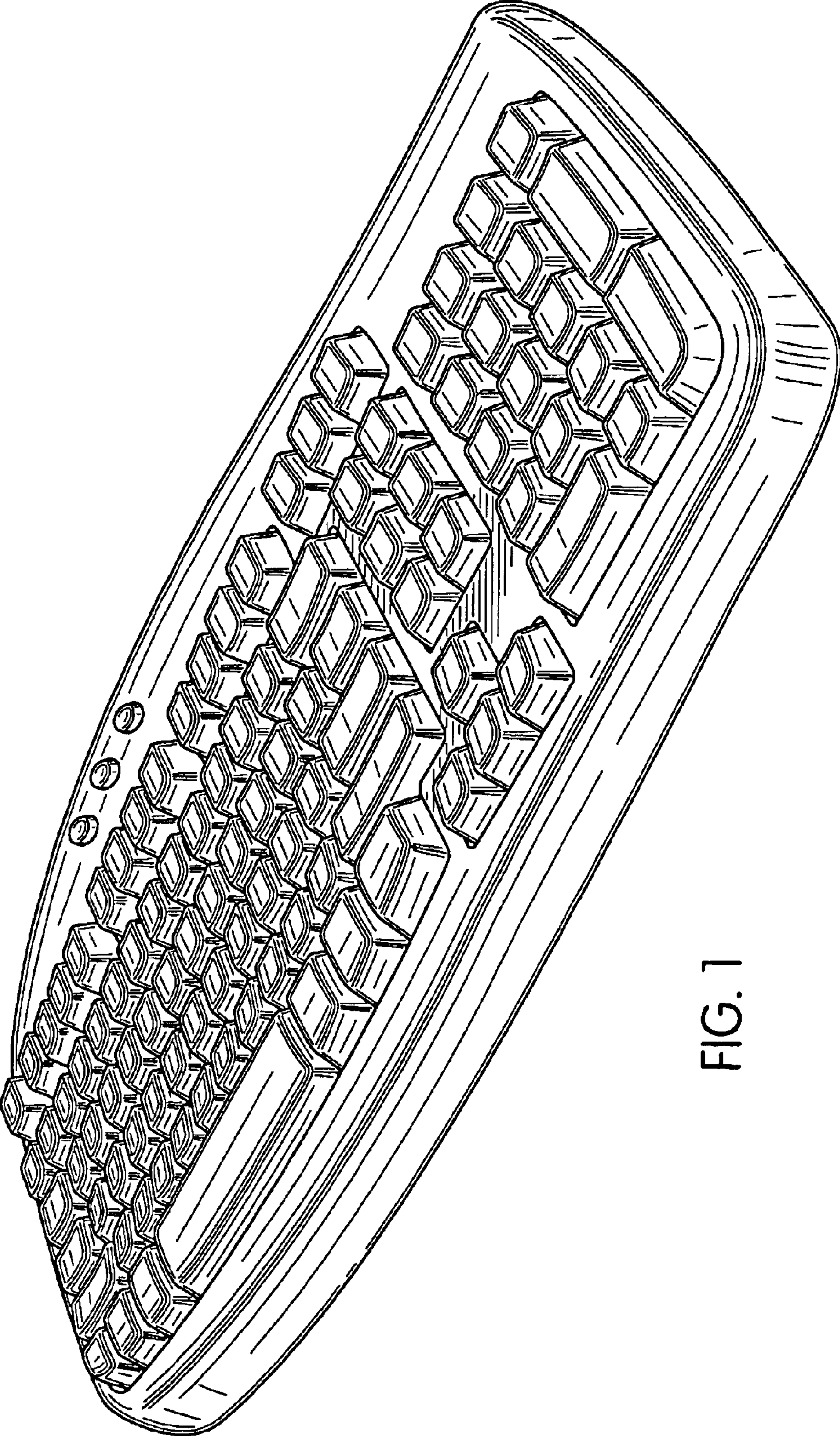


FIG. 1

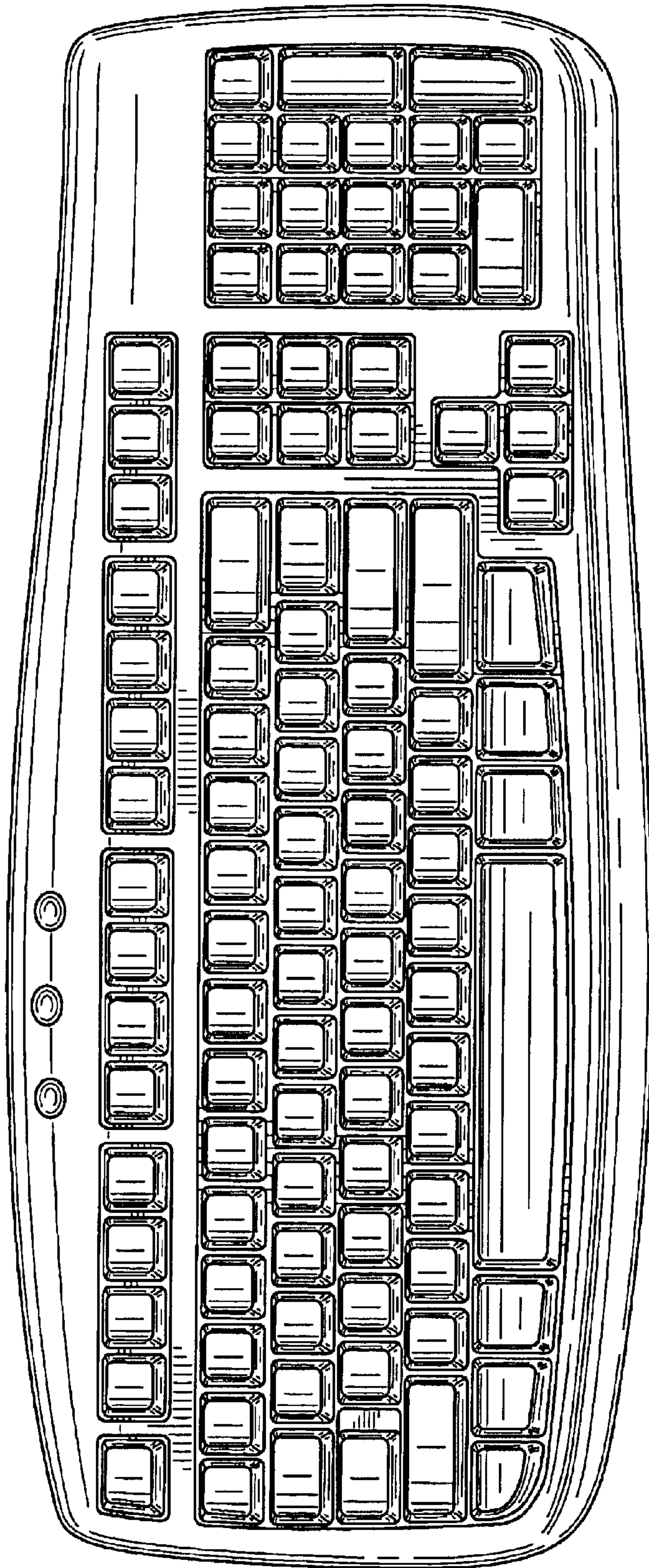


FIG. 2




FIG. 3

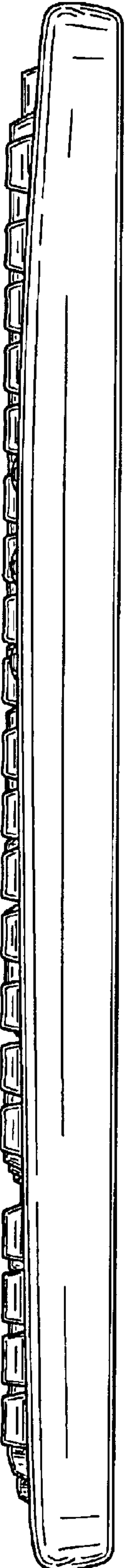


FIG. 4




FIG. 5




FIG. 6