

US00D496643S1

(12) **United States Design Patent**
Yoo et al.

(10) **Patent No.:** **US D496,643 S**
(45) **Date of Patent:** **** Sep. 28, 2004**

(54) **MOBILE PHONE**

(75) Inventors: **Young Hoon Yoo, Seoul (KR); Ju Young Hong, Seoul (KR)**

(73) Assignee: **LG Electronics Inc., Seoul (KR)**

(**) Term: **14 Years**

(21) Appl. No.: **29/196,715**

(22) Filed: **Jan. 2, 2004**

(30) **Foreign Application Priority Data**

Jul. 4, 2003 (KR) 30-2003-0018963

(51) **LOC (7) Cl.** **14-03**

(52) **U.S. Cl.** **D14/138**

(58) **Field of Search** D14/137, 138,
D14/218, 147-148, 247-248, 144, 341-347;
379/433.01-433.13, 419, 434, 428.01-428.04,
420.01-420.04, 440; 455/550.1-90.3; D21/517;
D13/168; D18/2, 7; 345/168, 169

(56) **References Cited**

U.S. PATENT DOCUMENTS

5,027,394	A	*	6/1991	Ono et al.	379/434
5,436,954	A	*	7/1995	Nishiyama et al.	455/566
D438,184	S	*	2/2001	Suzuki et al.	D14/138
D450,046	S	*	11/2001	Chun	D14/138
6,344,977	B1	*	2/2002	Takagi	361/814
6,396,924	B1	*	5/2002	Suso et al.	379/433.13
D476,303	S	*	6/2003	Lee et al.	D14/138
D484,862	S	*	1/2004	Yang	D14/138
D486,132	S	*	2/2004	Jang	D14/138

D486,461	S	*	2/2004	Seo et al.	D14/138
D486,462	S	*	2/2004	Lim	D14/138
D487,443	S	*	3/2004	Yoon	D14/138
D487,444	S	*	3/2004	Yoon	D14/138
D488,454	S	*	4/2004	Lee	D14/138
2001/0011029	A1	*	8/2001	Iwabuchi et al.	455/566
2002/0187818	A1	*	12/2002	Kang	455/575
2003/0078077	A1	*	4/2003	Kokubo	455/566
2003/0092401	A1	*	5/2003	Ikeuchi	455/90
2003/0109232	A1	*	6/2003	Park et al.	455/90
2003/0144036	A1	*	7/2003	Ito	455/566
2003/0153283	A1	*	8/2003	Kuwazoe	455/90
2004/0023684	A1	*	2/2004	Sato et al.	455/550.1

* cited by examiner

Primary Examiner—Jeffrey Asch

(74) *Attorney, Agent, or Firm*—Birch, Stewart, Kolasch & Birch, LLP

(57) **CLAIM**

The ornamental design for mobile phone, as shown and described.

DESCRIPTION

FIG. 1 is a perspective view of the mobile phone;
FIG. 2 is a front view thereof;
FIG. 3 is a rear view thereof;
FIG. 4 is a left side view thereof;
FIG. 5 is a right side view thereof;
FIG. 6 is a top plan view thereof;
FIG. 7 is a bottom plan view thereof; and,
FIG. 8 is a rear perspective view thereof.

1 Claim, 5 Drawing Sheets

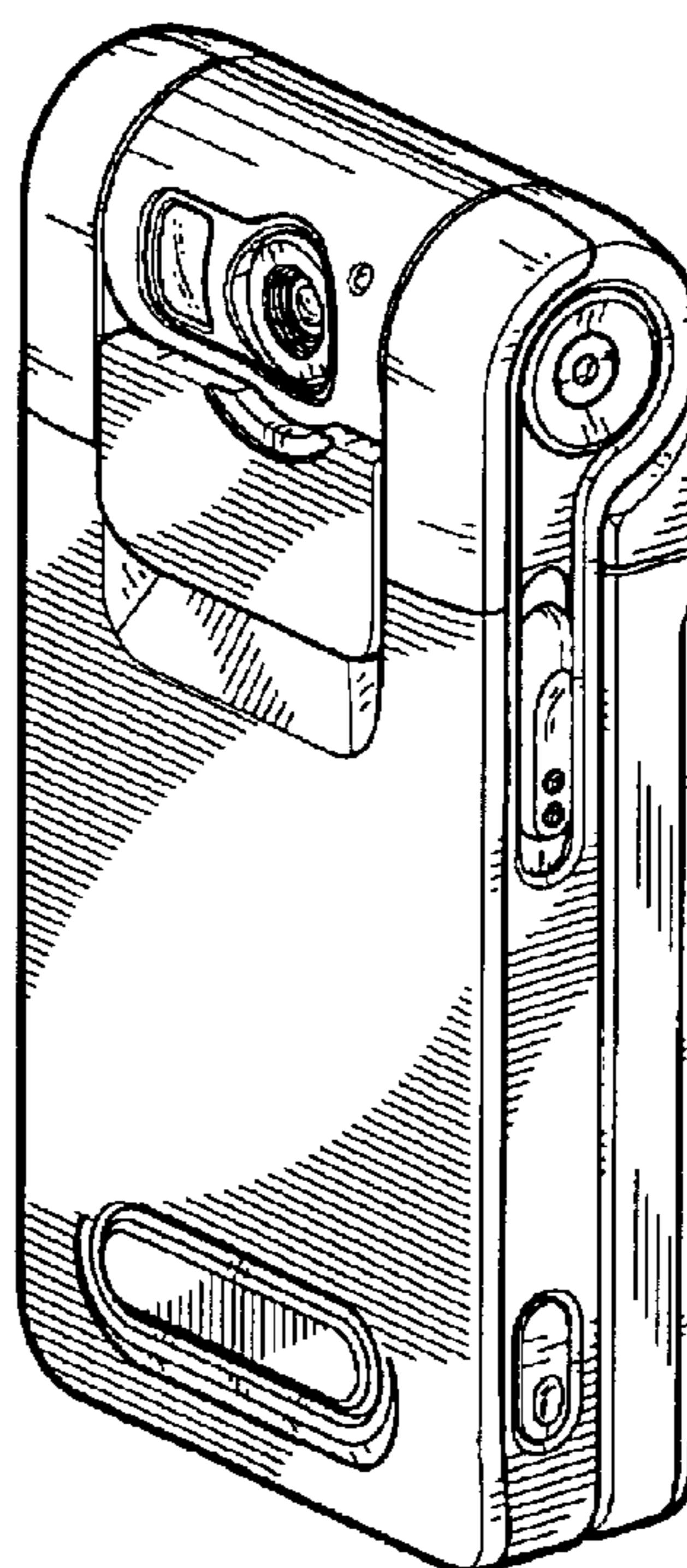



FIG. 1




FIG. 2

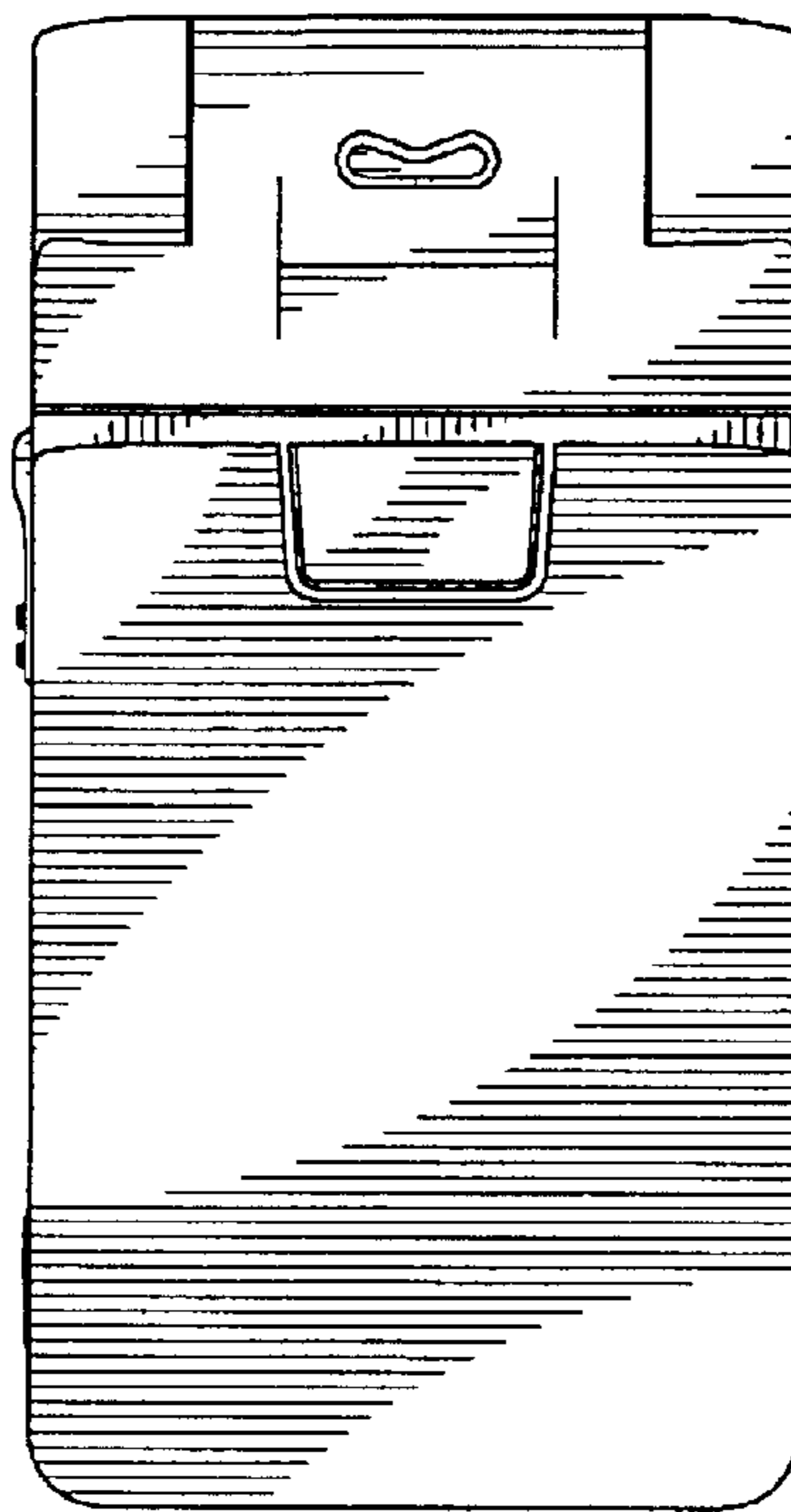


FIG. 3

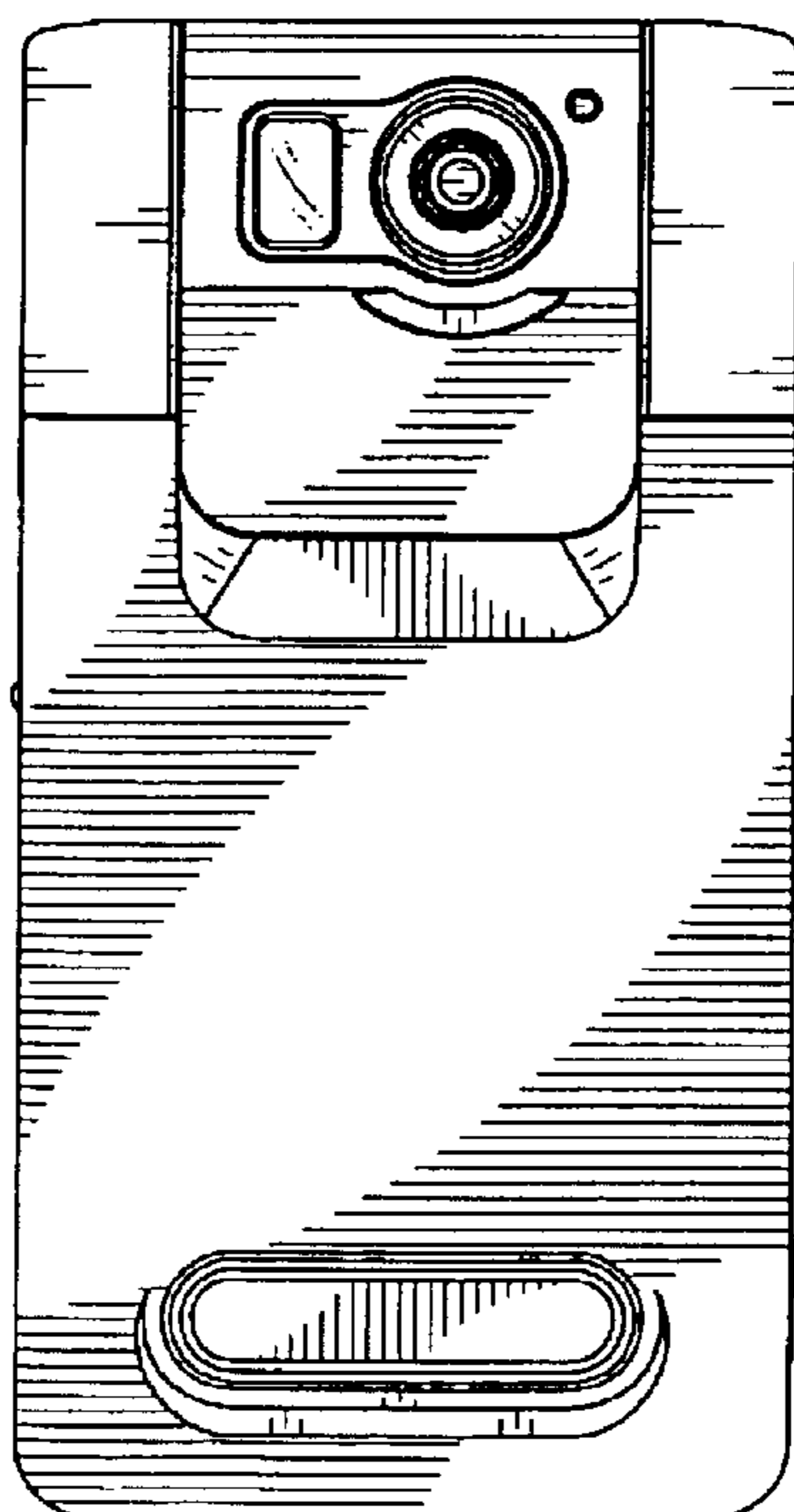


FIG. 4

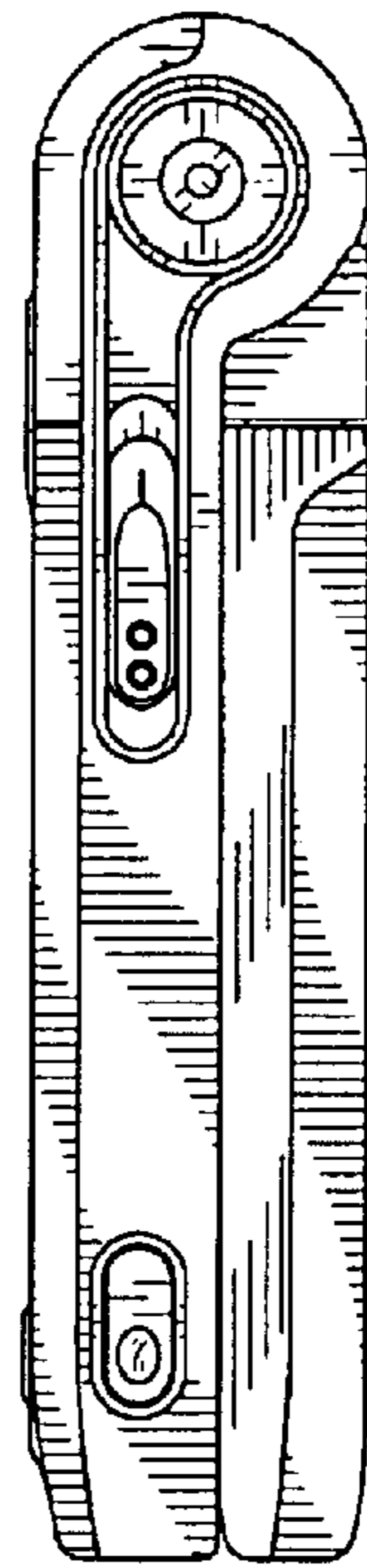


FIG. 5

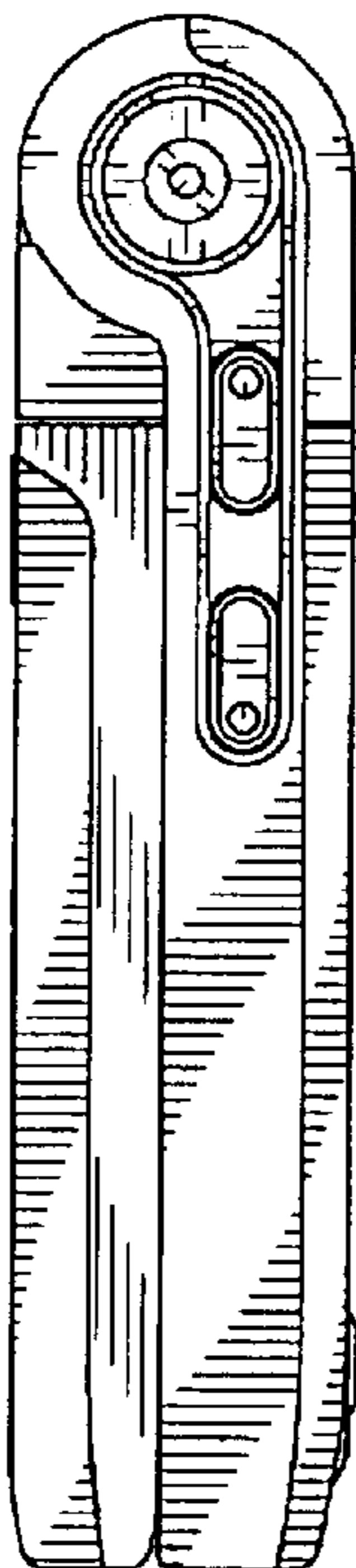


FIG. 6




FIG. 7




FIG. 8

