



US00D496640S1

(12) **United States Design Patent** (10) **Patent No.:** **US D496,640 S**
Seo (45) **Date of Patent:** **** Sep. 28, 2004**

(54) **MOBILE PHONE**

(75) **Inventor:** **Hyun Seung Seo, Seoul (KR)**

(73) **Assignee:** **LG Electronics Inc., Seoul (KR)**

(**) **Term:** **14 Years**

(21) **Appl. No.:** **29/196,384**

(22) **Filed:** **Dec. 30, 2003**

(30) **Foreign Application Priority Data**

Jul. 1, 2003 (KR) 30-2003-0018578

(51) **LOC (7) Cl.** **14-03**

(52) **U.S. Cl.** **D14/138**

(58) **Field of Search** D14/137, 138,
D14/218, 147-148, 247-248, 144, 341-347;
379/433.01-433.13, 419, 434, 428.01-428.04,
420.01-420.04, 440; 455/550.1-90.3; D21/517;
D13/168; D18/2, 7; 345/168, 169

(56) **References Cited**

U.S. PATENT DOCUMENTS

D455,134 S	*	4/2002	Kolinen	D14/138
D455,412 S	*	4/2002	Vuolteenaho et al.	D14/138
D455,413 S	*	4/2002	Lee	D14/138
D459,327 S	*	6/2002	Ali	D14/138
D469,069 S	*	1/2003	Ng et al.	D14/138
D474,166 S	*	5/2003	Burns et al.	D14/138
D479,216 S	*	9/2003	Ho-Cheun et al.	D14/138
D479,514 S	*	9/2003	Chan	D14/138
D479,711 S	*	9/2003	Chen et al.	D14/138

D480,057 S	*	9/2003	Ho-Cheun et al.	D14/138
D484,861 S	*	1/2004	Lee et al.	D14/138
D484,865 S	*	1/2004	Arbisi	D14/138
D485,246 S	*	1/2004	Johansson et al.	D14/138
D487,438 S	*	3/2004	Sheu	D14/138
D487,735 S	*	3/2004	Wu et al.	D14/138
D487,886 S	*	3/2004	Ho-Cheun et al.	D14/138
D488,143 S	*	4/2004	Ting et al.	D14/138
D488,790 S	*	4/2004	Peng et al.	D14/138

FOREIGN PATENT DOCUMENTS

WO	DM/059367	*	3/2002	14/3
WO	DM/060792	*	6/2002	14/3

* cited by examiner

Primary Examiner—Jeffrey Asch

(74) *Attorney, Agent, or Firm*—Birch, Stewart, Kolasch & Birch, LLP

(57) **CLAIM**

I claim the ornamental design for mobile phone, as shown and described.

DESCRIPTION

FIG. 1 is a perspective view of mobile phone showing the new design;

FIG. 2 is a front view thereof;

FIG. 3 is a rear view thereof;

FIG. 4 is a left-side view thereof;

FIG. 5 is a right-side view thereof;

FIG. 6 is a top plan view thereof; and,

FIG. 7 is a bottom plan view thereof.

1 Claim, 4 Drawing Sheets

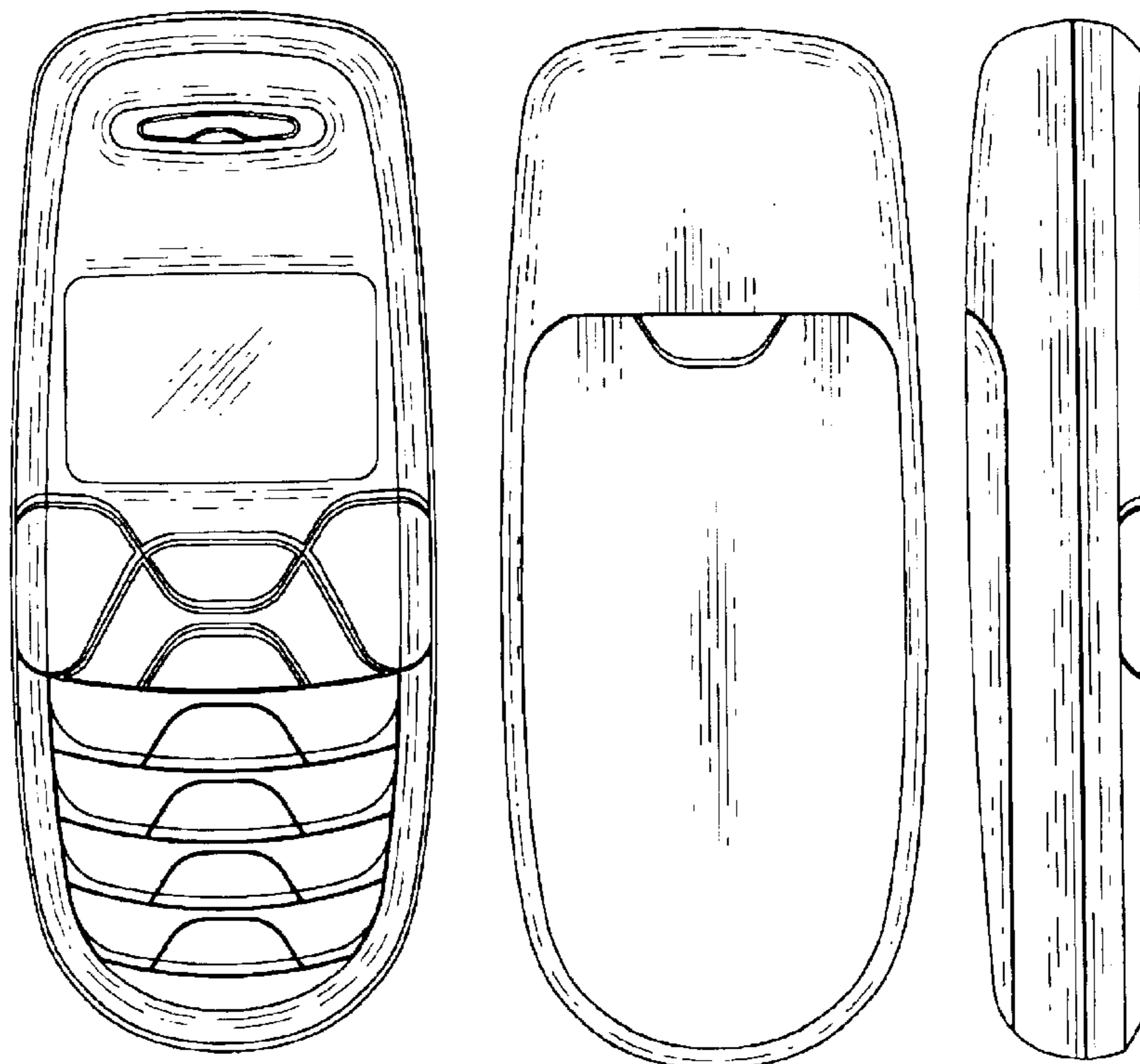


FIG. 1

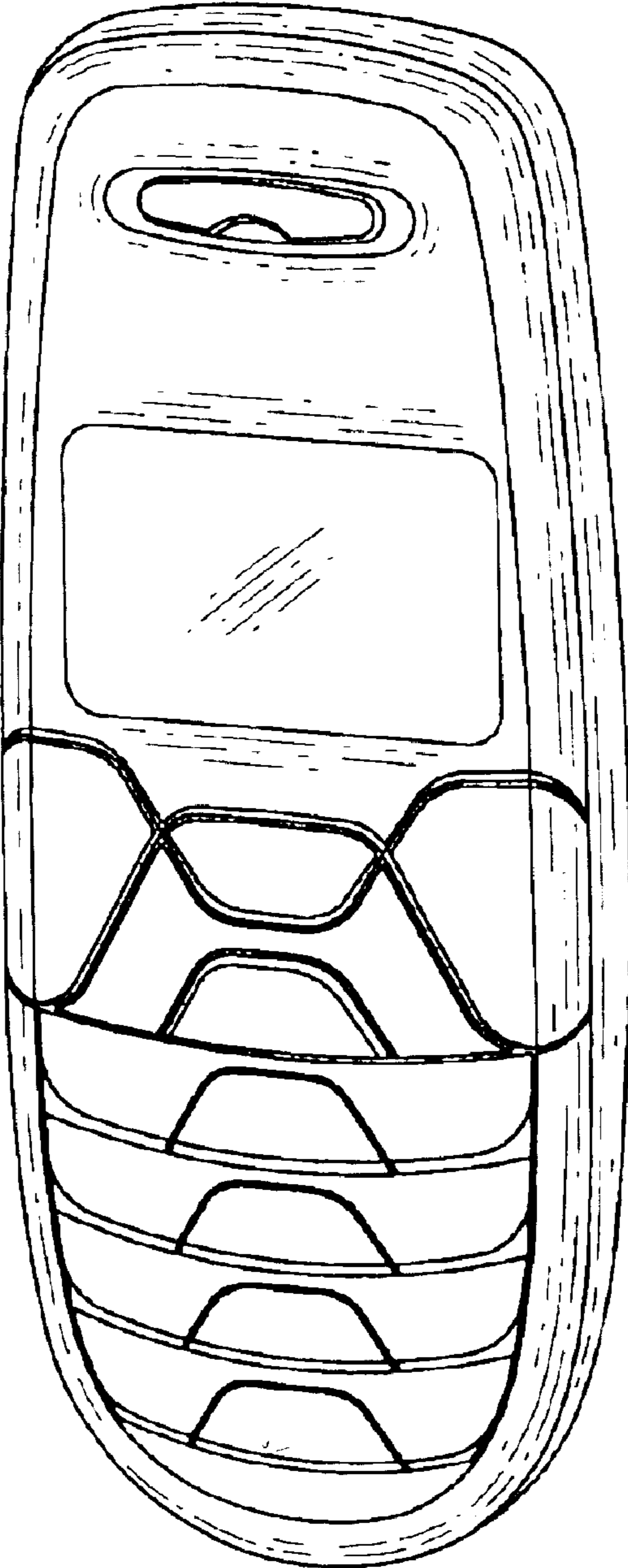


FIG. 2

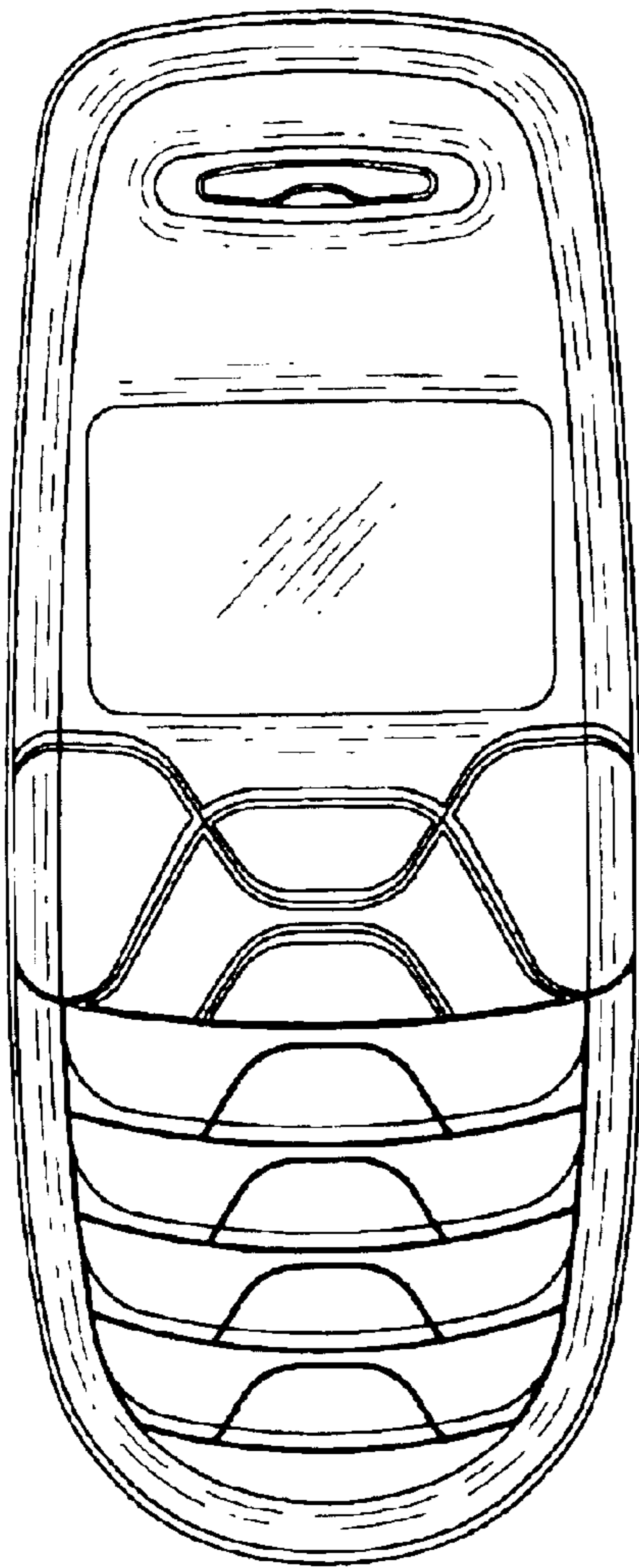


FIG. 3

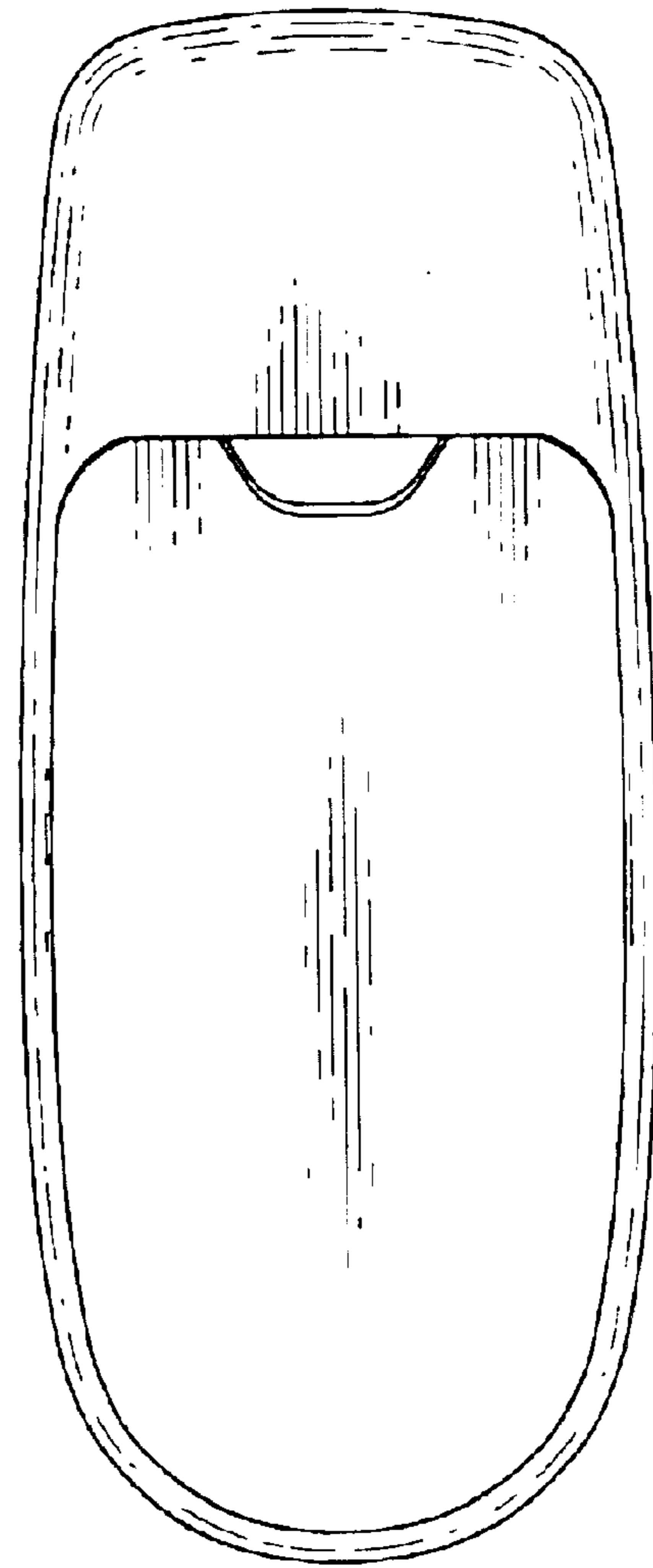


FIG. 4



FIG. 5



FIG. 6



FIG. 7

