



US00D496639S1

(12) **United States Design Patent** (10) **Patent No.:** **US D496,639 S**
Deubler, Jr. (45) **Date of Patent:** **** Sep. 28, 2004**

(54) **CELLULAR TELEPHONE**
(75) **Inventor:** **Donald L. Deubler, Jr.,** Lake Forest, IL (US)
(73) **Assignee:** **Firefly Mobile, Inc.,** Lincolnshire, IL (US)
(**) **Term:** **14 Years**

6,044,257 A 3/2000 Boling et al. 455/404
6,115,597 A * 9/2000 Kroll et al. 455/404.1
D431,486 S * 10/2000 Iseli et al. D10/106
D440,954 S * 4/2001 Boling et al. D14/138
D441,185 S * 5/2001 Shimizu et al. D3/207
D441,524 S * 5/2001 Shimizu et al. D3/207
D441,745 S * 5/2001 Yabusaki D14/247
6,226,510 B1 5/2001 Boling et al. 455/404

(List continued on next page.)

(21) **Appl. No.:** **29/193,767**
(22) **Filed:** **Nov. 12, 2003**

Primary Examiner—Jeffrey Asch
(74) *Attorney, Agent, or Firm*—Morgan & Finnegan LLP;
Mark J. Abate, Esq.

(51) **LOC (7) Cl.** **14-03**
(52) **U.S. Cl.** **D14/138; D10/104; D13/168;**
D14/218
(58) **Field of Search** D14/137, 138,
D14/218, 147-148, 247-249, 401, 144,
455, 456, 341-347, 338-340, 399, 426,
387, 429, 453; 379/433.01-433.13, 434,
419, 420.01-420.04, 428.01-428.02, 440,
368-370; 455/550.1-90.3; D10/104, 106;
D13/168; D18/2, 7; 345/168, 169; D21/329,
331, 517

(57) **CLAIM**

I claim the ornamental design for a cellular telephone, as shown and described.

DESCRIPTION

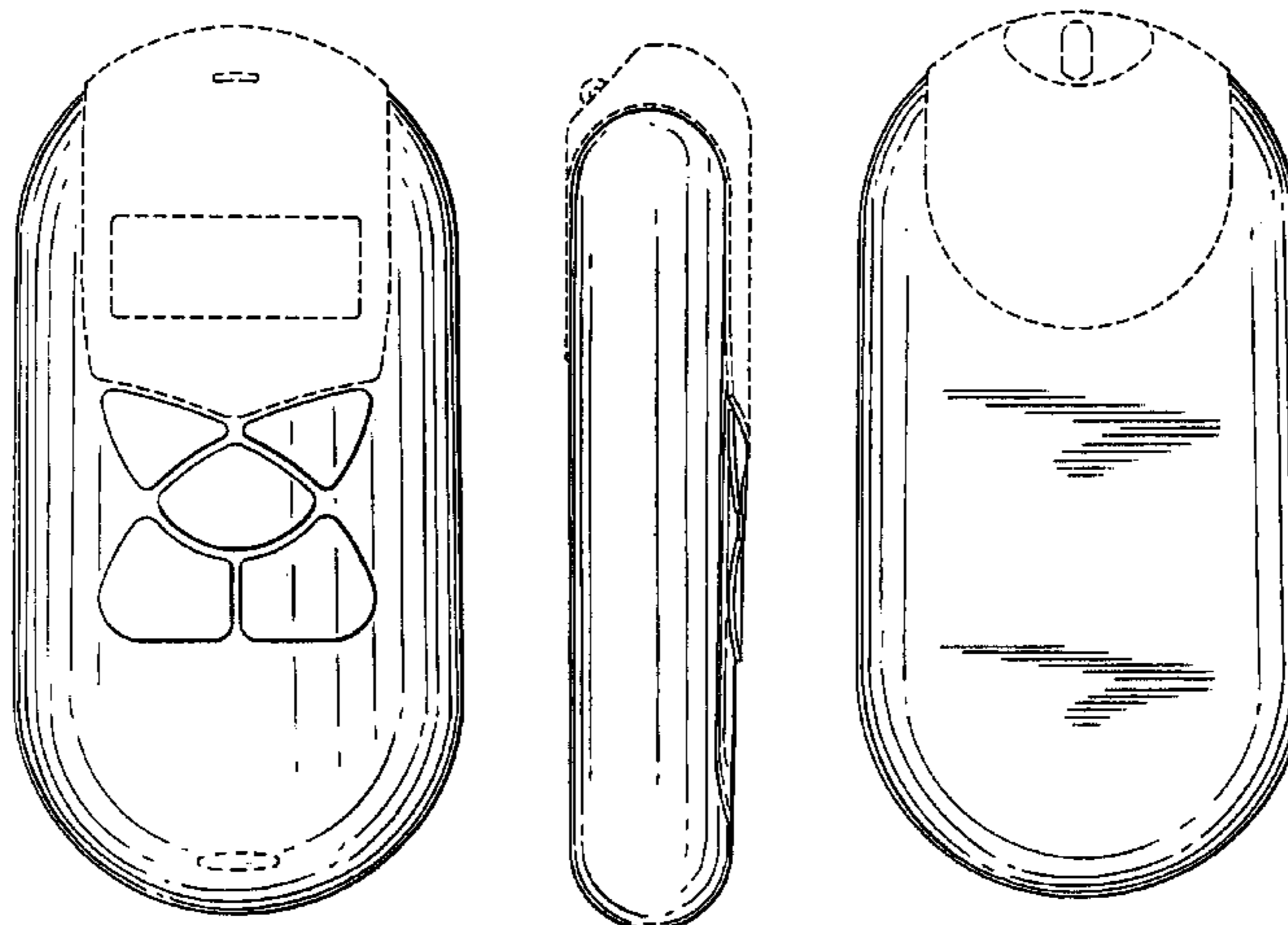
FIG. 1 is a front view of a cellular telephone embodying the claimed design, wherein the broken-line disclosure illustrates a representative intended environment of the embodiment for illustrative purposes only and forms no part of the claimed design;
FIG. 2 is a top view thereof, wherein the broken-line disclosure illustrates a representative intended environment of the embodiment for illustrative purposes only and forms no part of the claimed design;
FIG. 3 is a side view thereof, with the opposite side being a mirror image, wherein the broken-line disclosure illustrates a representative intended environment of the embodiment for illustrative purposes only and forms no part of the claimed design;
FIG. 4 is a back view thereof, wherein the broken-line disclosure illustrates a representative intended environment of the embodiment for illustrative purposes only and forms no part of the claimed design; and,
FIG. 5 is a bottom view thereof, wherein the broken-line disclosure illustrates a representative intended environment of the embodiment for illustrative purposes only and forms no part of the claimed design.

(56) **References Cited**

U.S. PATENT DOCUMENTS

D197,466 S * 2/1964 Fitzgerald D14/225
D219,028 S * 10/1970 Miller D14/218
5,351,051 A * 9/1994 Yano et al. 341/176
D351,173 S * 10/1994 Yeh D14/218
D351,828 S * 10/1994 Pucci et al. D13/168
5,365,570 A * 11/1994 Boubelik 455/565
D357,201 S * 4/1995 Novack D10/104
D358,153 S * 5/1995 Jackson D14/245
D375,696 S * 11/1996 Seki et al. D10/104
D377,458 S * 1/1997 Tsui D10/104
D379,009 S * 4/1997 Osiecki D14/167
D379,456 S * 5/1997 Osiecki D14/167
D380,694 S * 7/1997 Seki et al. D10/104
D391,878 S * 3/1998 Alleyne D10/104
D406,779 S * 3/1999 Pinardi et al. D10/104
5,894,591 A * 4/1999 Tamayo 340/7.5
D412,455 S * 8/1999 Greene D10/104

1 Claim, 3 Drawing Sheets



US D496,639 S

Page 2

U.S. PATENT DOCUMENTS

6,236,358 B1	5/2001	Durst et al.	342/357.09	D478,052 S *	8/2003	Thomas, Jr.	D13/168
6,243,039 B1	6/2001	Elliot	342/457	D478,892 S *	8/2003	Corander	D14/218
D446,780 S *	8/2001	Sedan et al.	D14/137	D479,211 S *	9/2003	Siddoway et al.	D14/137
D452,684 S *	1/2002	Sedan et al.	D14/137	D480,056 S *	9/2003	Arcieri	D13/168
D453,332 S *	2/2002	Herath	D14/341	D481,321 S *	10/2003	Knieriem et al.	D10/57
D459,314 S *	6/2002	Flick	D13/168	D483,281 S *	12/2003	Cobigo	D10/104
D460,953 S *	7/2002	Argle et al.	D14/138	D487,065 S *	2/2004	Murray	D13/168
6,421,001 B1	7/2002	Durst et al.	342/357.07	2003/0081767 A1 *	5/2003	Montague	379/433.07
D469,708 S *	2/2003	To et al.	D10/104	2003/0122784 A1 *	7/2003	Shkolnikov	345/169

* cited by examiner

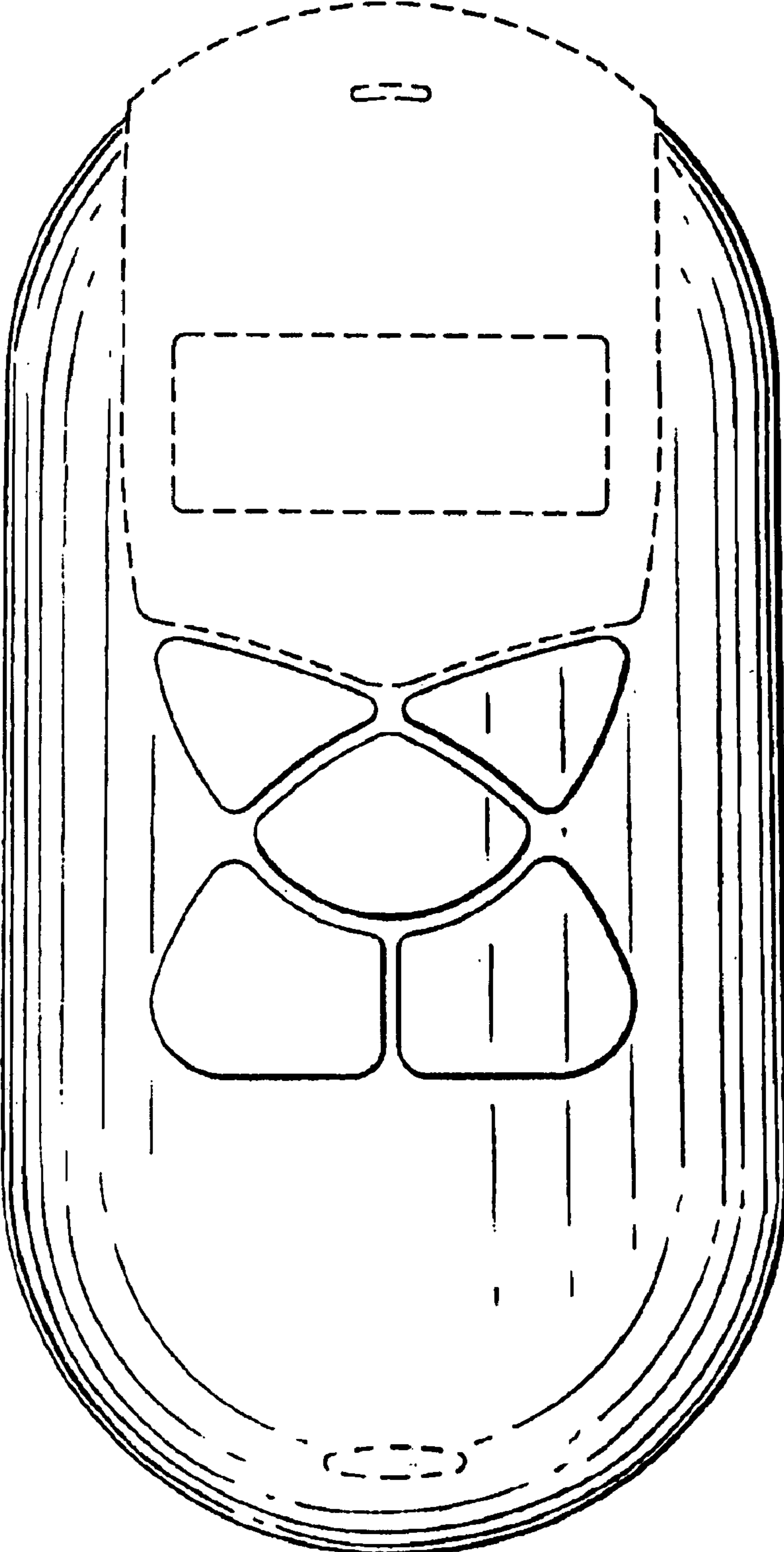


FIG. 1




FIG 3

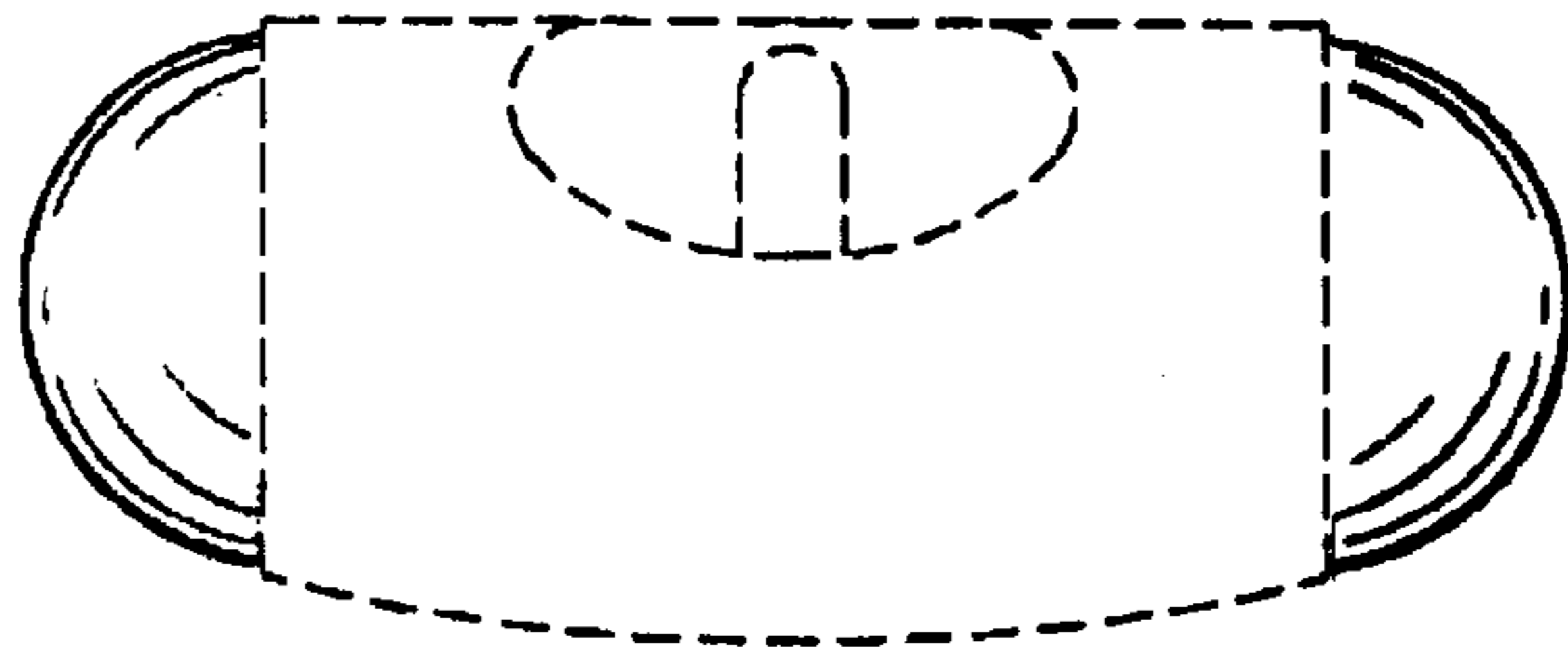


FIG.2




FIG.5

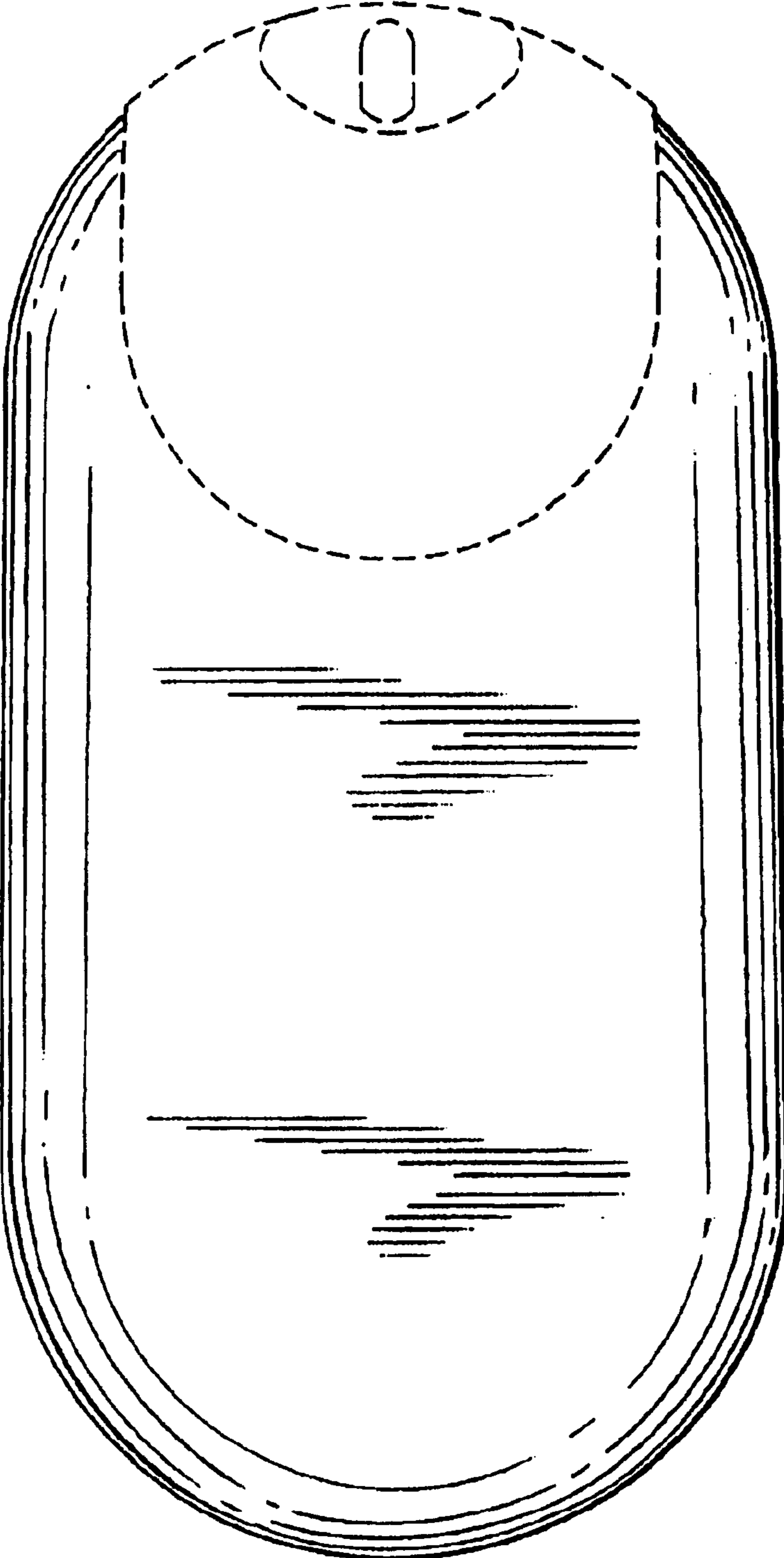


FIG. 4