



US00D496637S1

(12) **United States Design Patent** (10) **Patent No.:** **US D496,637 S**
Miyazawa et al. (45) **Date of Patent:** **** Sep. 28, 2004**

(54) **MOBILE PHONE**

FOREIGN PATENT DOCUMENTS

(75) Inventors: **Takayuki Miyazawa**, Kanagawa (JP);
Mihoko Hotta, Kanagawa (JP)

(73) Assignee: **Matsushita Electric Industrial Co., Ltd.**, Osaka (JP)

(**) Term: **14 Years**

CN	D-ZL02328458.7	2/2003
JP	D1075913	6/2000
JP	D1076727	6/2000
JP	D1120261	9/2001
JP	D1155155	10/2002
WO	DM/061216	10/2001

(21) Appl. No.: **29/188,239**
(22) Filed: **Aug. 14, 2003**

OTHER PUBLICATIONS

Mobile Phone G60. Press release [online]. Panasonic, Mar. 10, 2003 [retrieved Jan. 14, 2004]. Retrieved from the internet: http://www.panasonic-europe.com/news/frame_press_detail.asp?i=81&PressID=100&srch=&view=&PressDate=20030310.

(51) **LOC (7) Cl.** **14-03**
(52) **U.S. Cl.** **D14/138**
(58) **Field of Search** D14/137, 138,
D14/218, 147-148, 247-248, 144, 341-347;
379/433.01-433.13, 419, 434, 428.01-428.04,
420.01-420.04, 440; 455/550.1-90.3; D21/517;
D13/168; D18/2, 7; 345/168, 169

Mobile Phone G50. Press release [online]. Panasonic, Mar. 11, 2003 [retrieved Jan. 14, 2004]. Retrieved from the internet: http://www.panasonic-europe.com/news/frame_press_detail.asp?i=03&PressID=65&srch=G50&view=live&PressDate=20030311.

Japanese advertisement showing Toshiba cdmaOne C301T, dated Dec. 1999.

(56) **References Cited**

U.S. PATENT DOCUMENTS

D321,184 S	10/1991	Colida	
D321,347 S	11/1991	Colida	
D321,349 S	11/1991	Colida	
D391,253 S	2/1998	Meyer	
D392,635 S	3/1998	Chikuma	
D398,305 S	* 9/1998	Kasbekar et al.	D14/138
D406,835 S	3/1999	Yamasaki	
D407,399 S	* 3/1999	Frye et al.	D14/138
D407,719 S	4/1999	Nagano et al.	
D407,722 S	4/1999	Nagano et al.	
6,006,074 A	12/1999	De Larminat et al.	
6,014,552 A	* 1/2000	Aiken et al.	455/575.1
D421,435 S	3/2000	Haase et al.	
D422,585 S	4/2000	Ng et al.	
D424,556 S	5/2000	Meyer	
D425,057 S	* 5/2000	Finkbeiner	D14/138
D427,171 S	* 6/2000	Frye et al.	D14/138
6,084,962 A	7/2000	Plenge	
D430,858 S	9/2000	Nakahara et al.	
D434,016 S	11/2000	Hunt	

Primary Examiner—Jeffrey Asch

(74) *Attorney, Agent, or Firm*—Brinks Hofer Gilson & Lione

(57) **CLAIM**

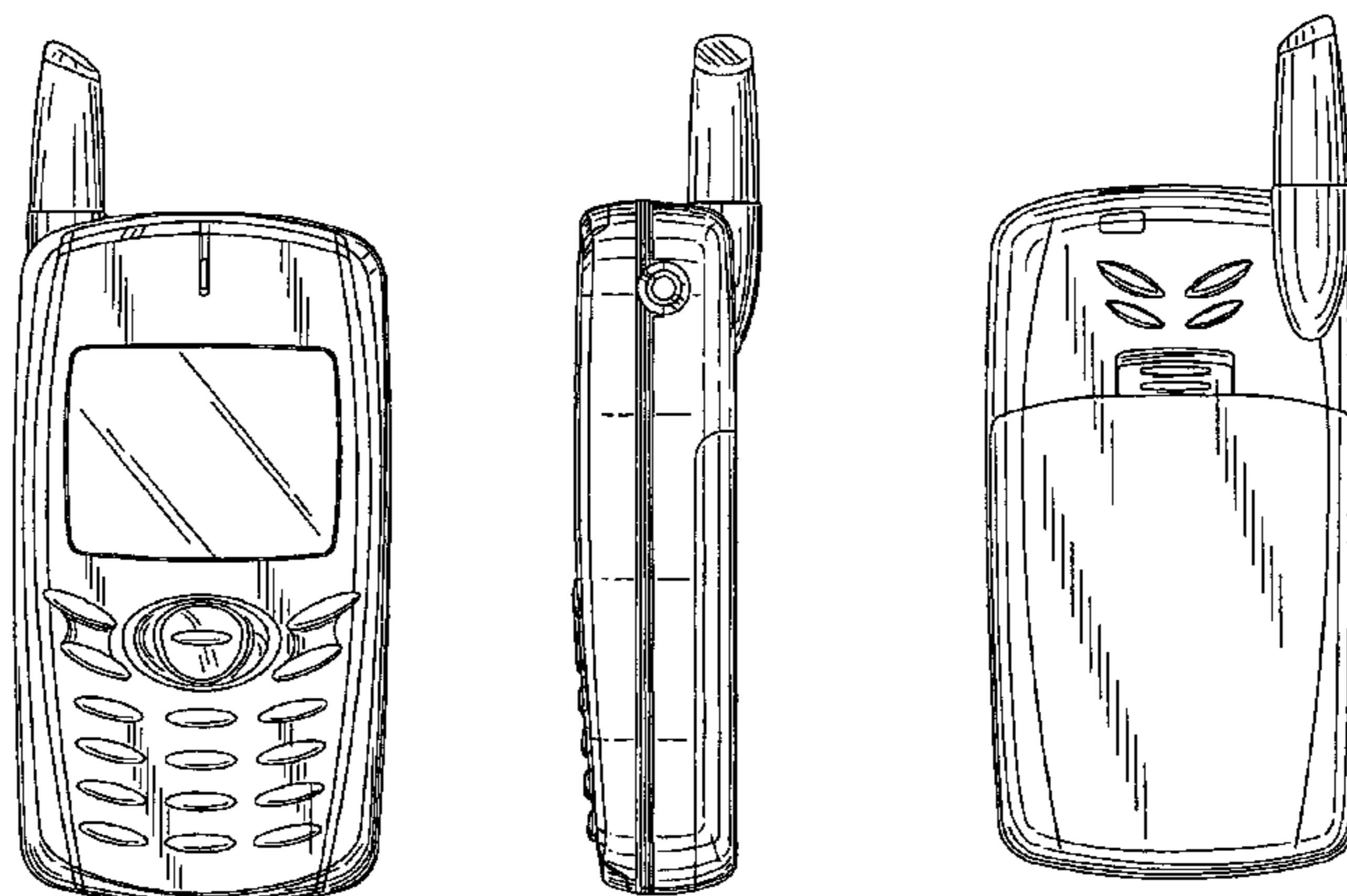
The ornamental design for a mobile phone, as shown and described.

DESCRIPTION

FIG. 1 is a top perspective view of a mobile phone of the present invention;
FIG. 2 is a front view thereof;
FIG. 3 is a top view thereof;
FIG. 4 is a bottom view thereof;
FIG. 5 is a first side view thereof;
FIG. 6 is a second side view thereof; and,
FIG. 7 is a rear view thereof.

(List continued on next page.)

1 Claim, 3 Drawing Sheets



US D496,637 S

Page 2

U.S. PATENT DOCUMENTS

D436,583 S	*	1/2001	Newby et al.	D14/138	D464,940 S		10/2002	Jung	
D439,230 S		3/2001	Braxton et al.		6,480,726 B1		11/2002	Sato et al.	
D439,572 S	*	3/2001	Kang	D14/138	D468,281 S		1/2003	Taniguchi et al.	
D439,887 S	*	4/2001	Hughes et al.	D14/138	D470,467 S	*	2/2003	Maruska et al.	D14/138
D446,197 S		8/2001	Lee		D476,300 S	*	6/2003	Pottie et al.	D14/138
D446,509 S		8/2001	Chiu		D479,216 S	*	9/2003	Ho-Cheun et al.	D14/138
D447,127 S		8/2001	Lee		D479,515 S		9/2003	Seo	
D448,355 S	*	9/2001	Higashi et al.	D14/138	D480,057 S	*	9/2003	Ho-Cheun et al.	D14/138
D451,079 S		11/2001	Ali		D480,374 S		10/2003	Toor et al.	
D451,897 S		12/2001	Hiroko		D481,691 S	*	11/2003	Vuolteenaho	D14/138
D454,849 S		3/2002	Eckholm		D485,815 S	*	1/2004	Edoff	D14/138
D454,852 S		3/2002	Yokoyama		D487,734 S	*	3/2004	Peng et al.	D14/138
D455,134 S		4/2002	Kolinen		D488,789 S	*	4/2004	Lee	D14/138
D456,377 S		4/2002	Miyazawa et al.		D488,790 S	*	4/2004	Peng et al.	D14/138
D458,595 S		6/2002	Yin et al.		2002/0123368 A1		9/2002	Yamadera et al.	
D459,324 S	*	6/2002	Ahlgren	D14/138	2003/0064757 A1		4/2003	Yamadera et al.	
D459,325 S		6/2002	Nakahara		2003/0176205 A1		9/2003	Oota et al.	
D459,327 S	*	6/2002	Ali	D14/138	2004/0087346 A1	*	5/2004	Johannsen et al.	455/566
D459,710 S	*	7/2002	Jeong	D14/138					

* cited by examiner

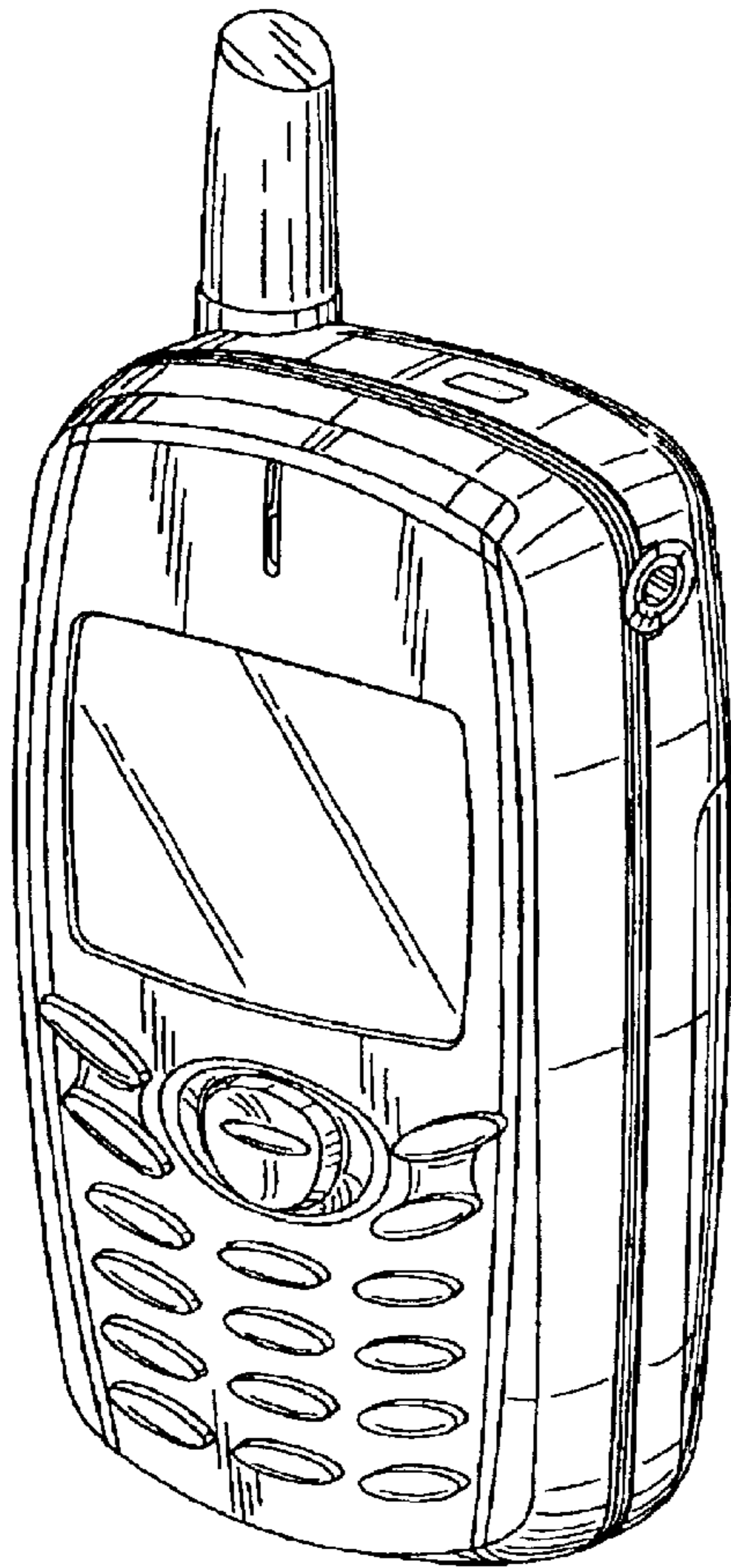


FIG. 1

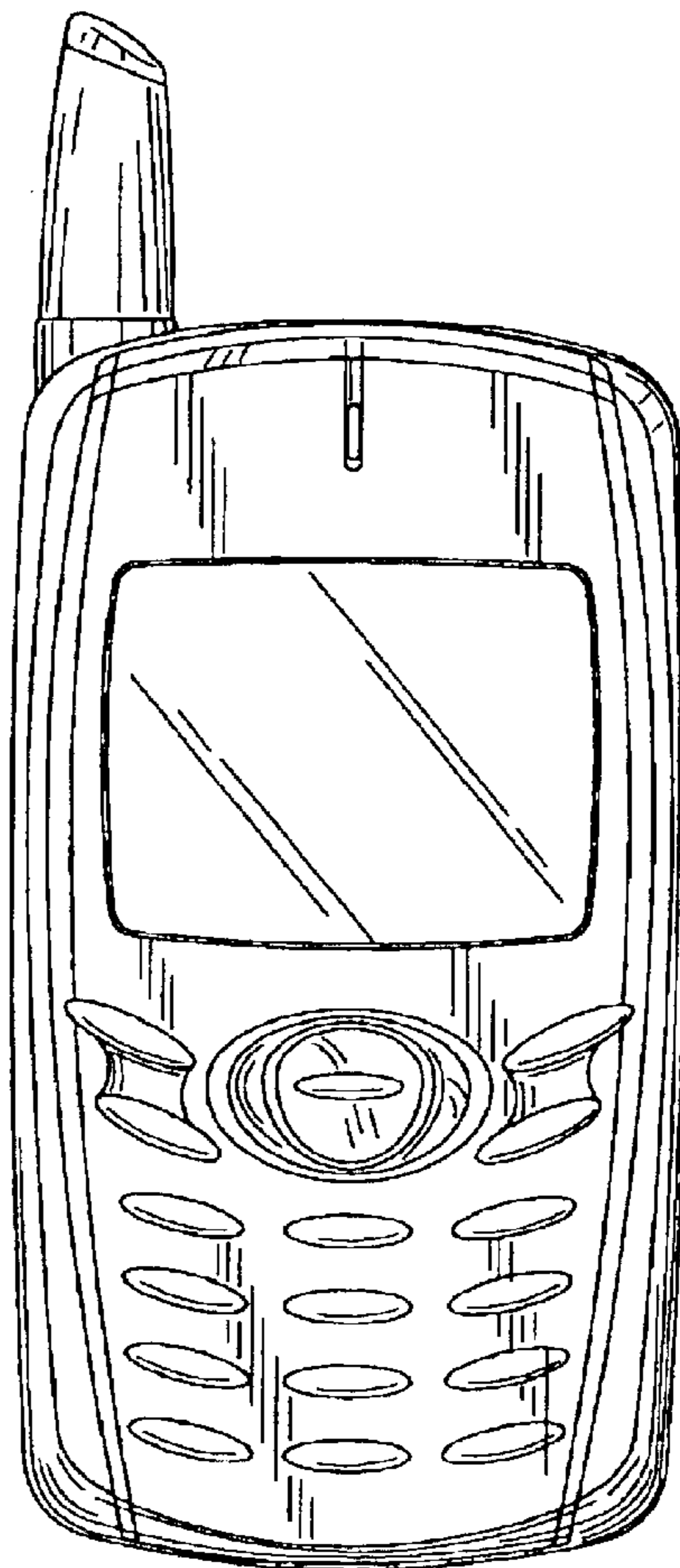


FIG. 2

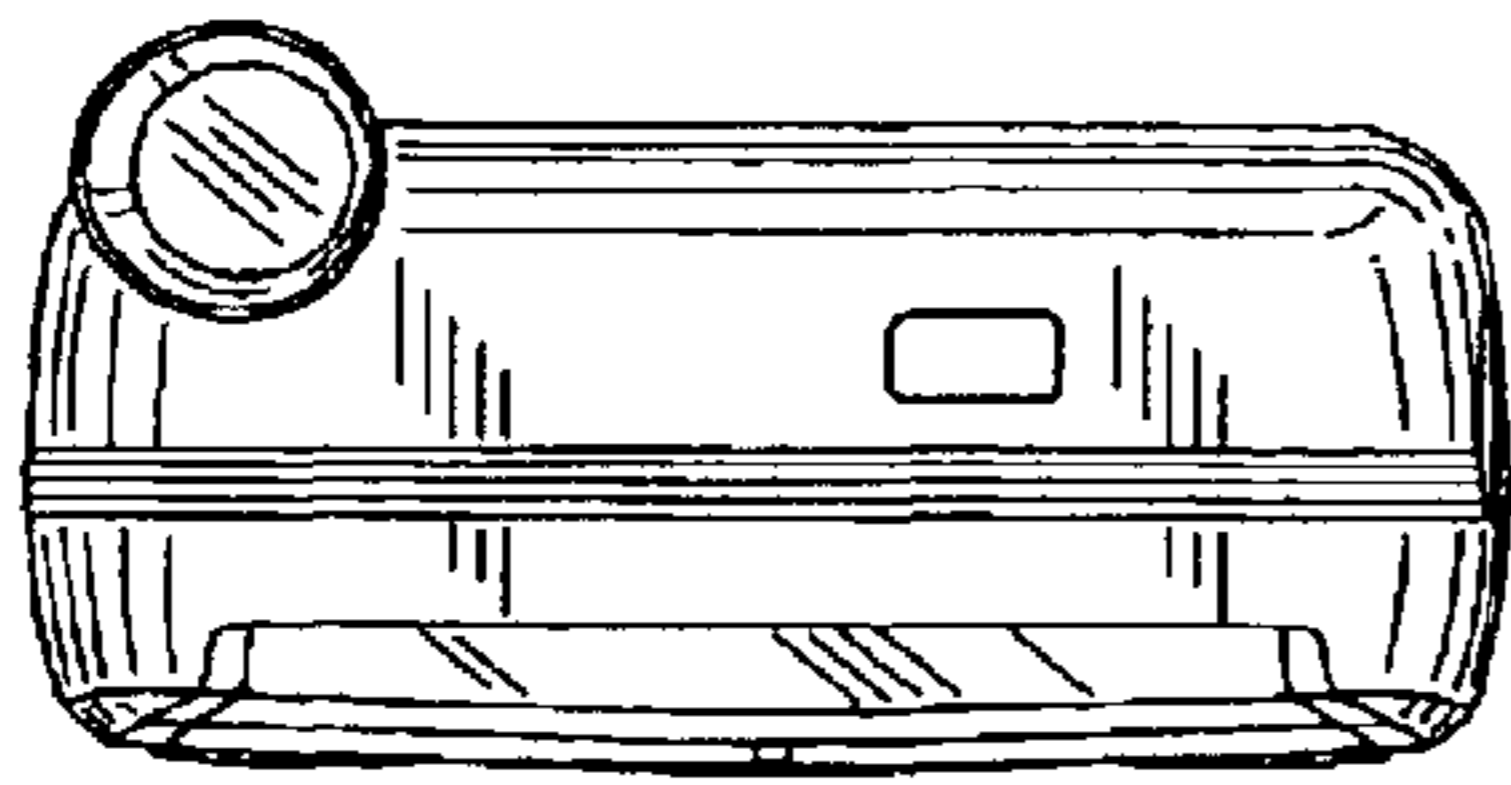


FIG. 3

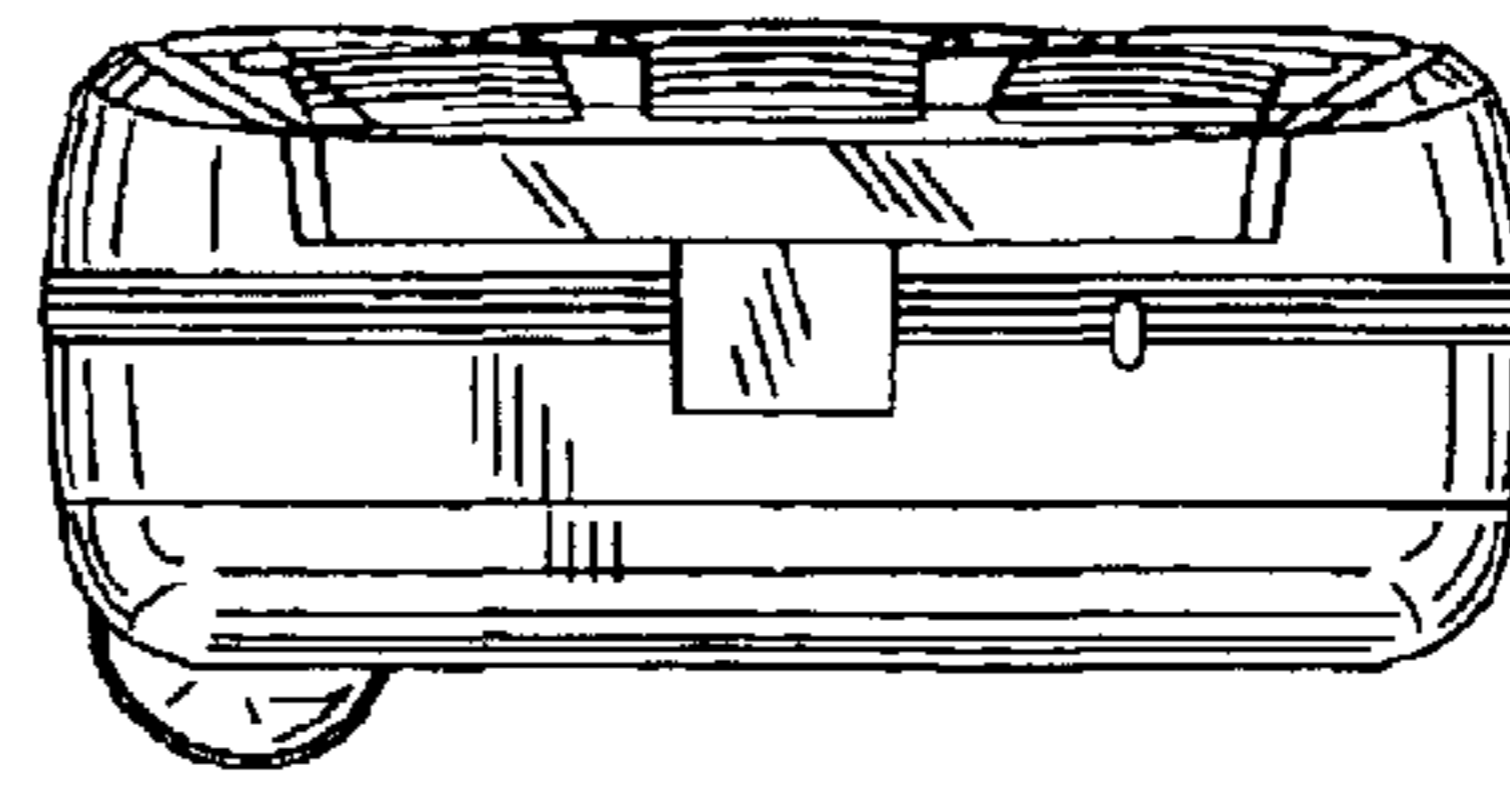


FIG. 4

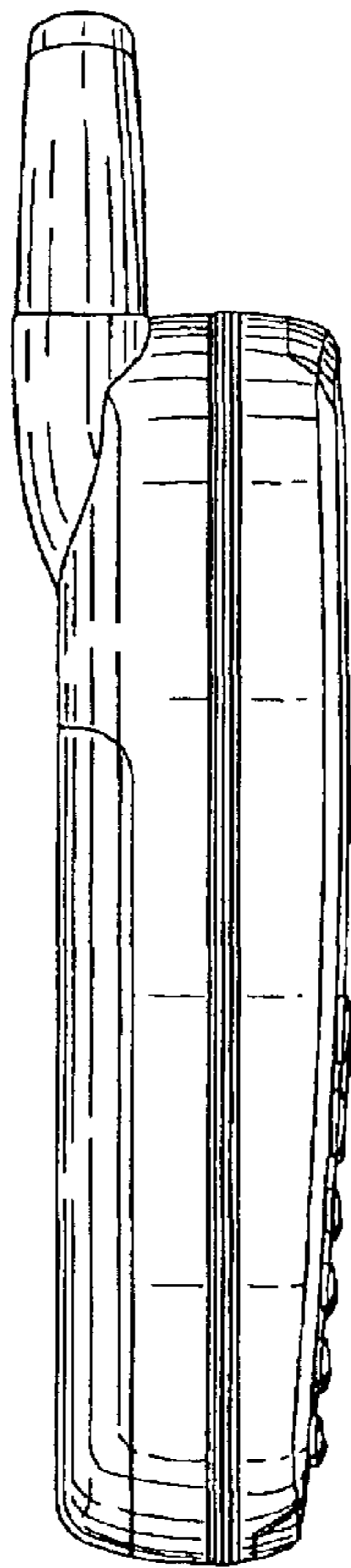


FIG. 5

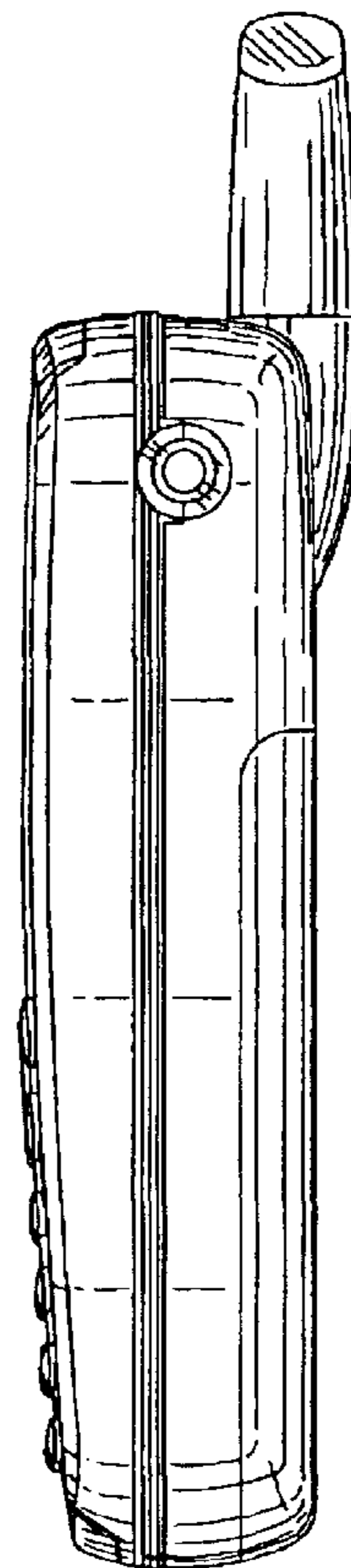


FIG. 6




FIG. 7