

US00D496619S1

(12) **United States Design Patent** (10) **Patent No.:** **US D496,619 S**
Boe (45) **Date of Patent:** **** Sep. 28, 2004**

(54) **INTEGRAL STAKE RACK**

(75) Inventor: **Lowell S. Boe**, Rugby, ND (US)

(73) Assignee: **Rugby Manufacturing Company**,
Rugby, ND (US)

(**) Term: **14 Years**

(21) Appl. No.: **29/180,330**

(22) Filed: **Apr. 23, 2003**

(51) **LOC (7) Cl.** **12-16**

(52) **U.S. Cl.** **D12/196**

(58) **Field of Search** D12/196, 93, 98,
D12/15, 101; 298/23 M, 29, 23 MD, 23 C,
31; 296/180-184, 189, 26, 100.13, 37.6,
61, 26.08-26.11; 280/63, 656, 47.26; 292/210-212;
414/537, 800

(56) **References Cited**

U.S. PATENT DOCUMENTS

4,826,237	A	5/1989	Socha	296/184
6,053,545	A	4/2000	Asmundson et al.	292/210
D442,519	S	* 5/2001	Sacco et al.	D12/93
6,412,877	B1	* 7/2002	Faison	298/23 M
D469,388	S	* 1/2003	Mighell	D12/101
6,554,342	B1	* 4/2003	Burnett	296/37.6

OTHER PUBLICATIONS

brochure entitled "City Stake Bodies", OBECO Products, Cherokee, IA, undated.
brochure entitled "Reading Steel Stake Bodies", Reading Eqpt. & Dist. Inc., Bowmansville, PA., undated.

brochure entitled "City Stake Racks", Parkhurst Mfg. Company, Inc., Sedalia, MO, undated.

brochure entitled "Rugby Series 2000", Rugby Mfg. Company, Inc., Rugby, ND., copyright 1992.

* cited by examiner

Primary Examiner—Melody N. Brown

(74) *Attorney, Agent, or Firm*—John W. Bunch

(57) **CLAIM**

The ornamental design for an integral stake rack, as shown and described.

DESCRIPTION

FIG. 1 is a front perspective view of an integral stake rack of my new design, shown with a latch and handles in phantom lines for illustrative purposes and forming no part of the claimed invention;

FIG. 2 is a top plan view thereof;

FIG. 3 is a left side elevational view thereof;

FIG. 4 is a front elevational view thereof;

FIG. 5 is a right side elevational view thereof;

FIG. 6 is a bottom plan view thereof; and,

FIG. 7 is a rear elevational view thereof.

1 Claim, 3 Drawing Sheets

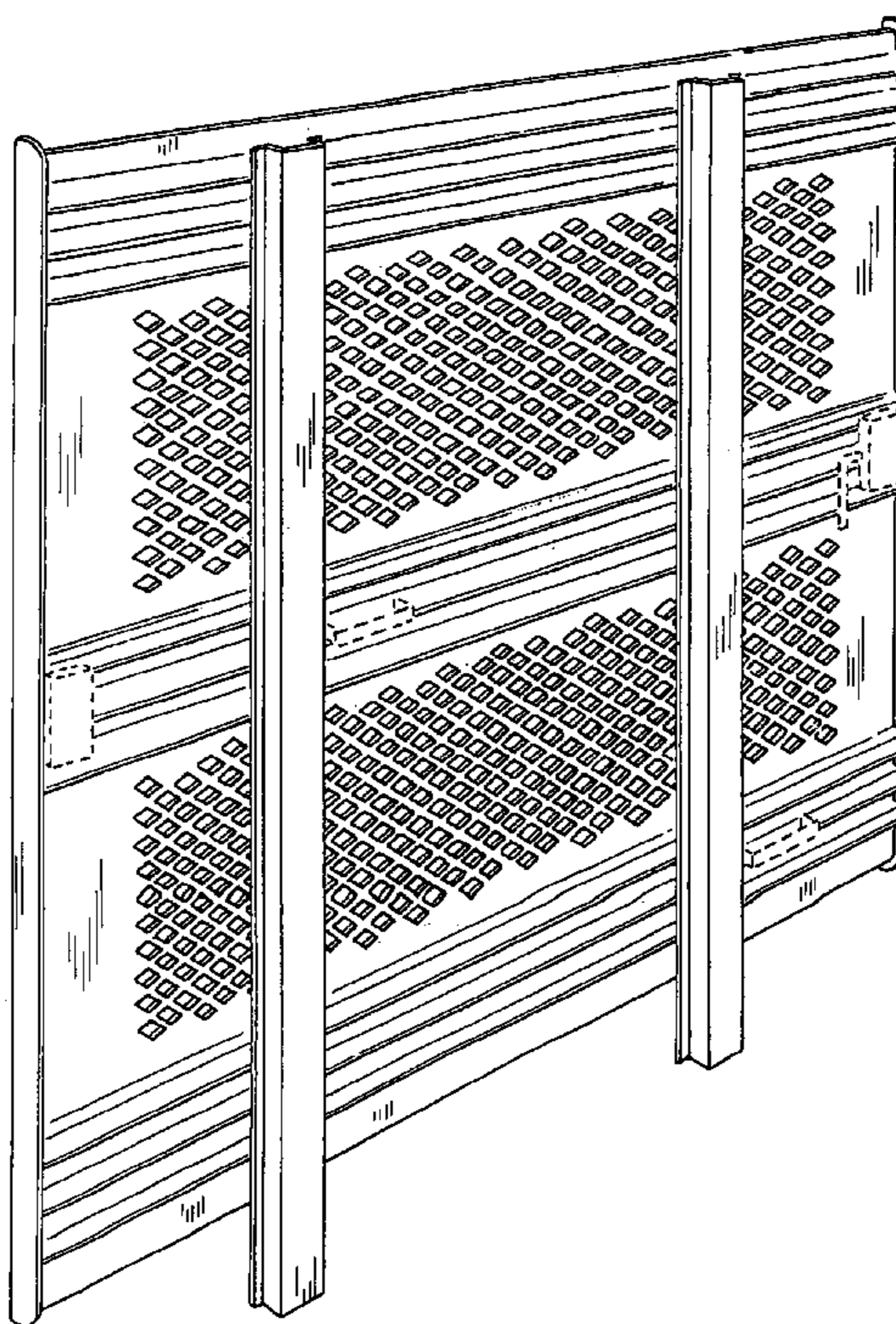


FIG. 1

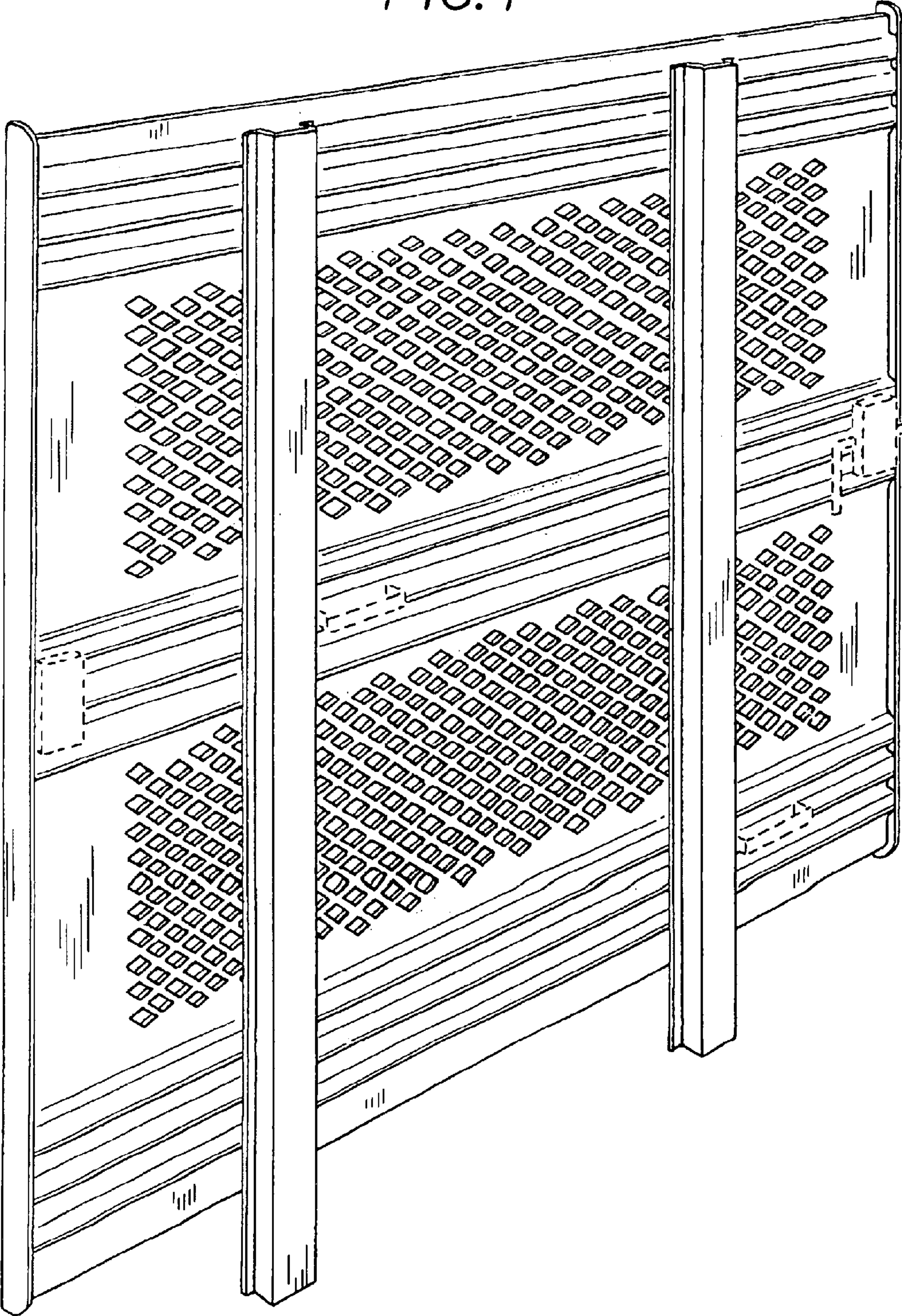


FIG. 2

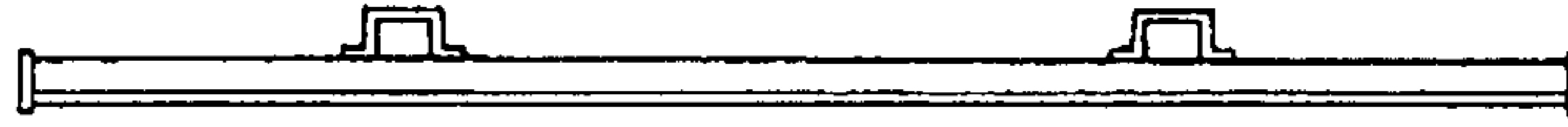


FIG. 3



FIG. 4

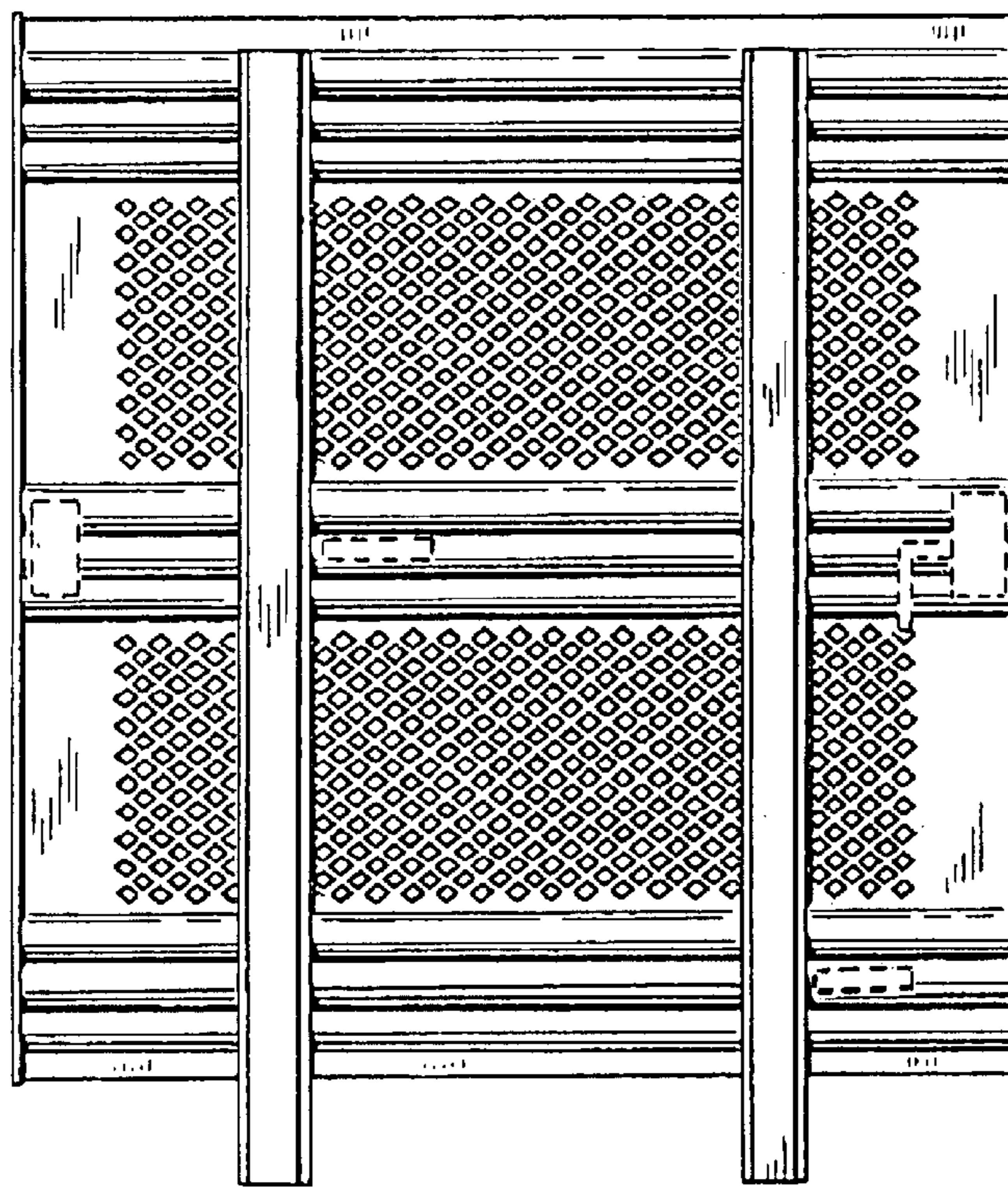


FIG. 5

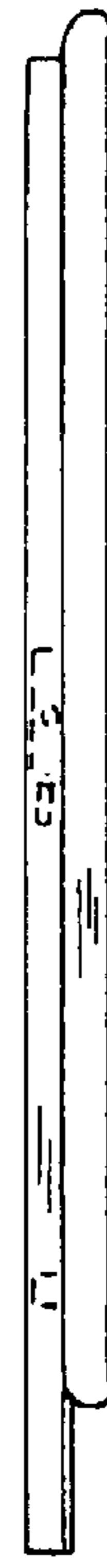


FIG. 6

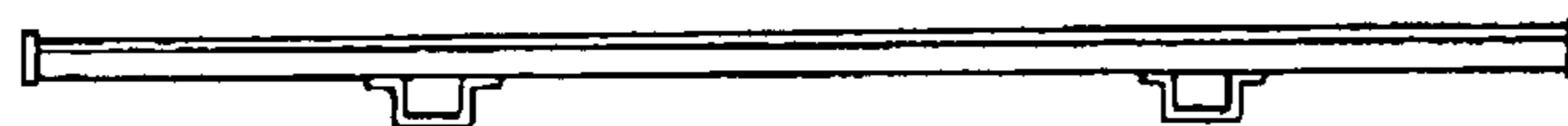


FIG. 7

