

US00D496612S1

(12) **United States Design Patent**
Sieghart

(10) **Patent No.:** **US D496,612 S**
(45) **Date of Patent:** **** Sep. 28, 2004**

(54) **FRONTAL CONFIGURATION OF A STEERING WHEEL**

D464,595 S * 10/2002 Zorkendorfer et al. D12/176
D476,607 S * 7/2003 Stern et al. D12/176
D476,930 S * 7/2003 Sieghart D12/176
D480,668 S * 10/2003 Ohm et al. D12/176

(75) Inventor: **Oliver Sieghart**, Diessen am Ammersee (DE)

* cited by examiner

(73) Assignee: **Bayerische Motoren Werke Aktiengesellschaft**, Munich (DE)

Primary Examiner—Melody N. Brown
(74) *Attorney, Agent, or Firm*—Crowell & Moring LLP

(**) Term: **14 Years**

(57) **CLAIM**

(21) Appl. No.: **29/194,029**

The ornamental design for a frontal configuration of a steering wheel, as shown and described.

(22) Filed: **Nov. 19, 2003**

DESCRIPTION

(51) **LOC (7) Cl.** **12-16**

(52) **U.S. Cl.** **D12/176**

(58) **Field of Search** D12/175-177;
74/552, 558, 558.5

FIG. 1 is a front view of a frontal configuration of a steering wheel according to my novel design; and, FIG. 2 is a perspective view of the frontal configuration of a steering wheel according to my novel design.

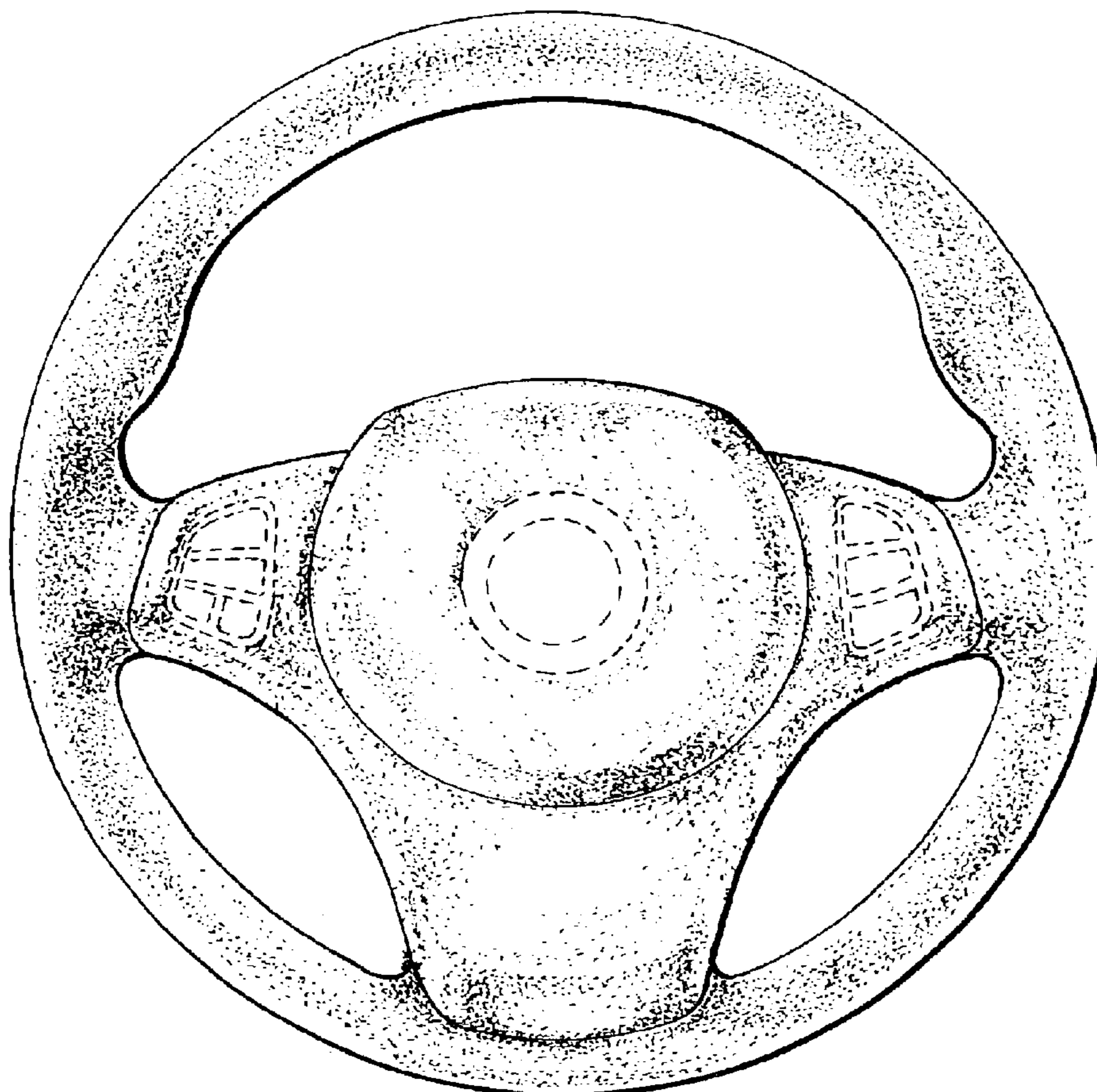
The broken lines are for illustrative purposes only and form no part of the claimed design.

(56) **References Cited**

U.S. PATENT DOCUMENTS

D440,915 S * 4/2001 Kagawa et al. D12/176

1 Claim, 1 Drawing Sheet



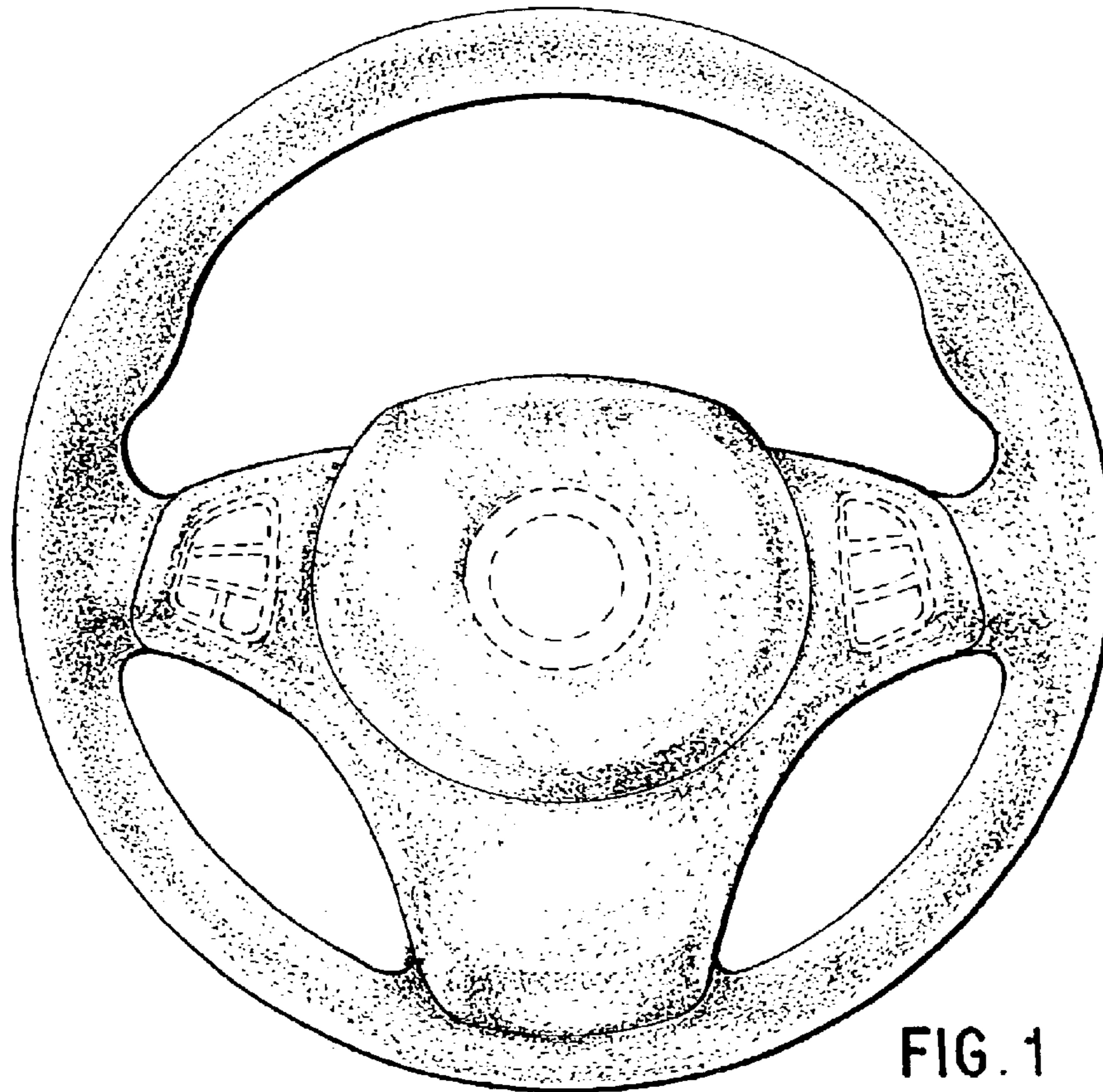


FIG. 1

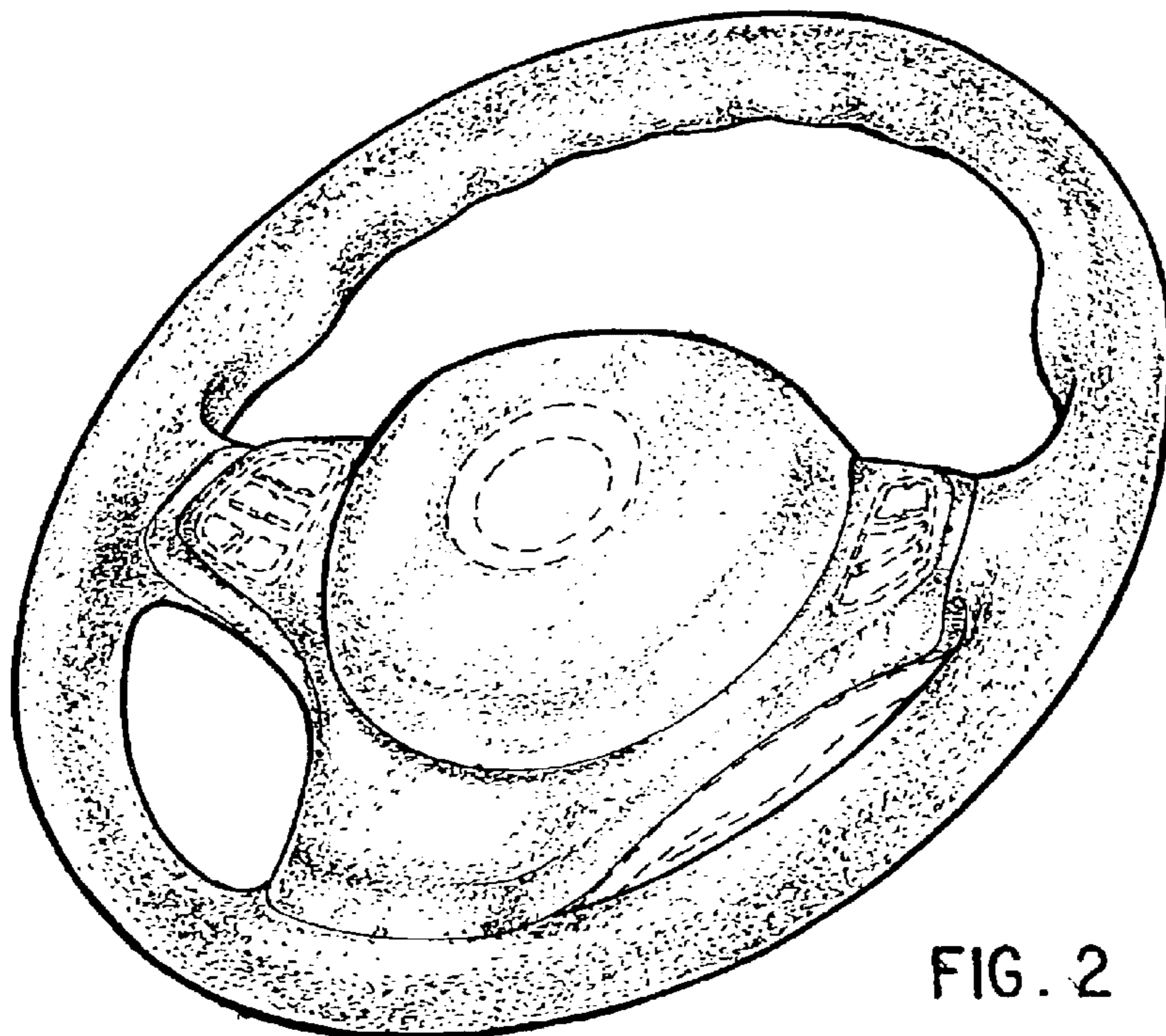


FIG. 2