

US00D496605S1

(12) **United States Design Patent**  
**Anscher et al.**

(10) **Patent No.:** **US D496,605 S**

(45) **Date of Patent:** **\*\* Sep. 28, 2004**

(54) **BUCKLE**

(75) **Inventors:** **Joseph Anscher**, Muttontown, NY  
(US); **Paul Matwey**, Mt. Sinai, NY  
(US)

(73) **Assignee:** **National Molding Corp.**, Farmingdale,  
NY (US)

(\*\*) **Term:** **14 Years**

(21) **Appl. No.:** **29/197,820**

(22) **Filed:** **Jan. 21, 2004**

(51) **LOC (7) Cl.** ..... **02-07**

(52) **U.S. Cl.** ..... **D11/218**

(58) **Field of Search** ..... D11/200, 201,  
D11/208-210, 212-218, 220, 231-234,  
237, 86-87, 94; 63/15.2, 15; 24/307, 625,  
616, 200, 196, 171, 169, 112

(56) **References Cited**

**U.S. PATENT DOCUMENTS**

D340,008 S \* 10/1993 Anscher ..... D11/218

D352,254 S \* 11/1994 Prosser ..... D11/218  
D421,578 S \* 3/2000 Anscher ..... D11/218  
D446,473 S \* 8/2001 Chung ..... D11/218  
D458,870 S \* 6/2002 Anscher ..... D11/218  
D467,838 S \* 12/2002 Yoshiguchi ..... D11/218

\* cited by examiner

*Primary Examiner*—Ralf Seifert

(74) *Attorney, Agent, or Firm*—Collard & Roe, P.C.

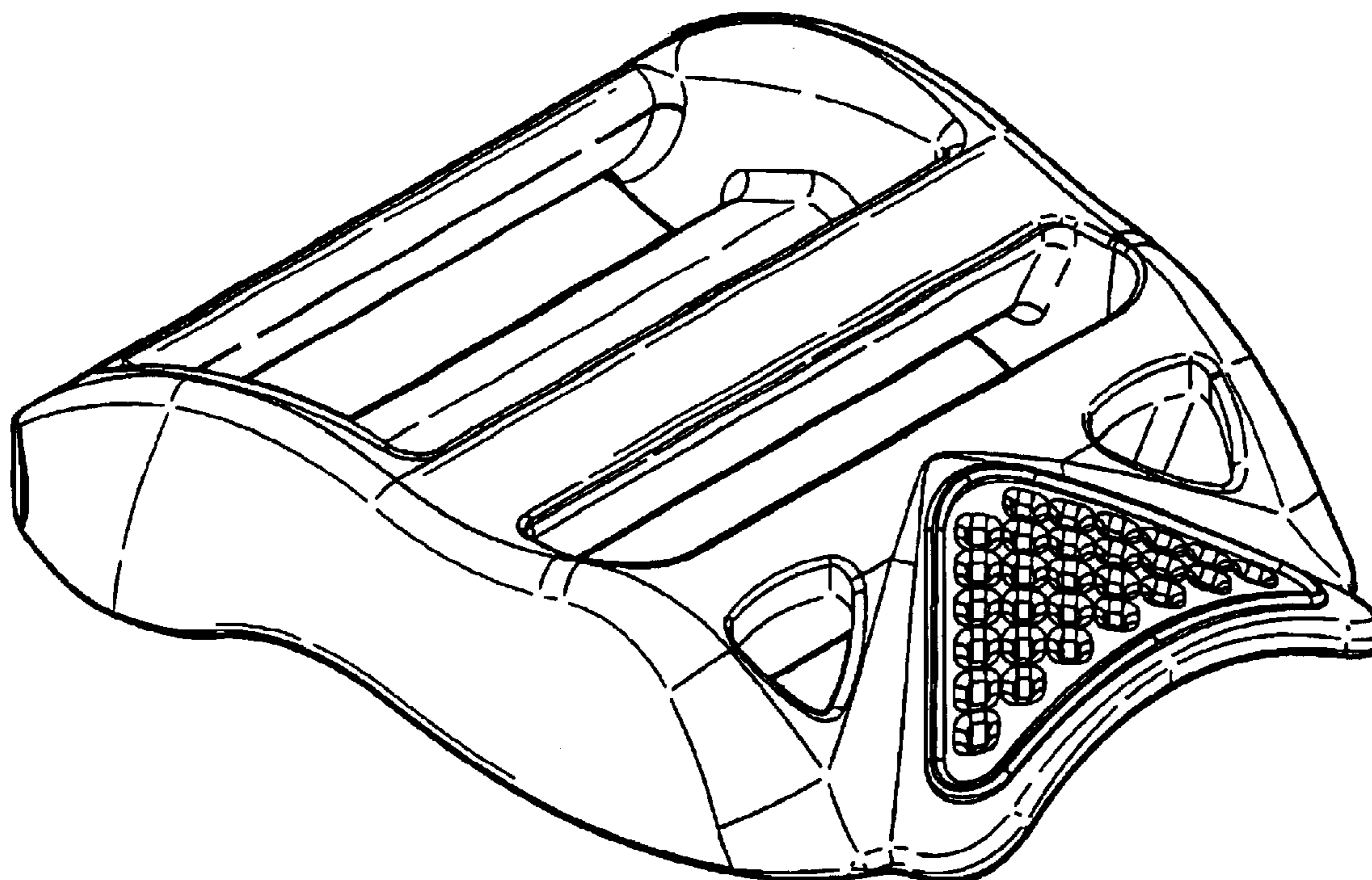
(57) **CLAIM**

The ornamental design for a buckle, as shown and described.

**DESCRIPTION**

FIG. 1 shows a perspective view of my design for a buckle;  
FIG. 2 shows a top view thereof;  
FIG. 3 shows a front view thereof;  
FIG. 4 shows a bottom view thereof;  
FIG. 5 shows a rear view thereof; and,  
FIG. 6 shows a side view thereof, with the opposite side  
view being a mirror image thereof.

**1 Claim, 3 Drawing Sheets**



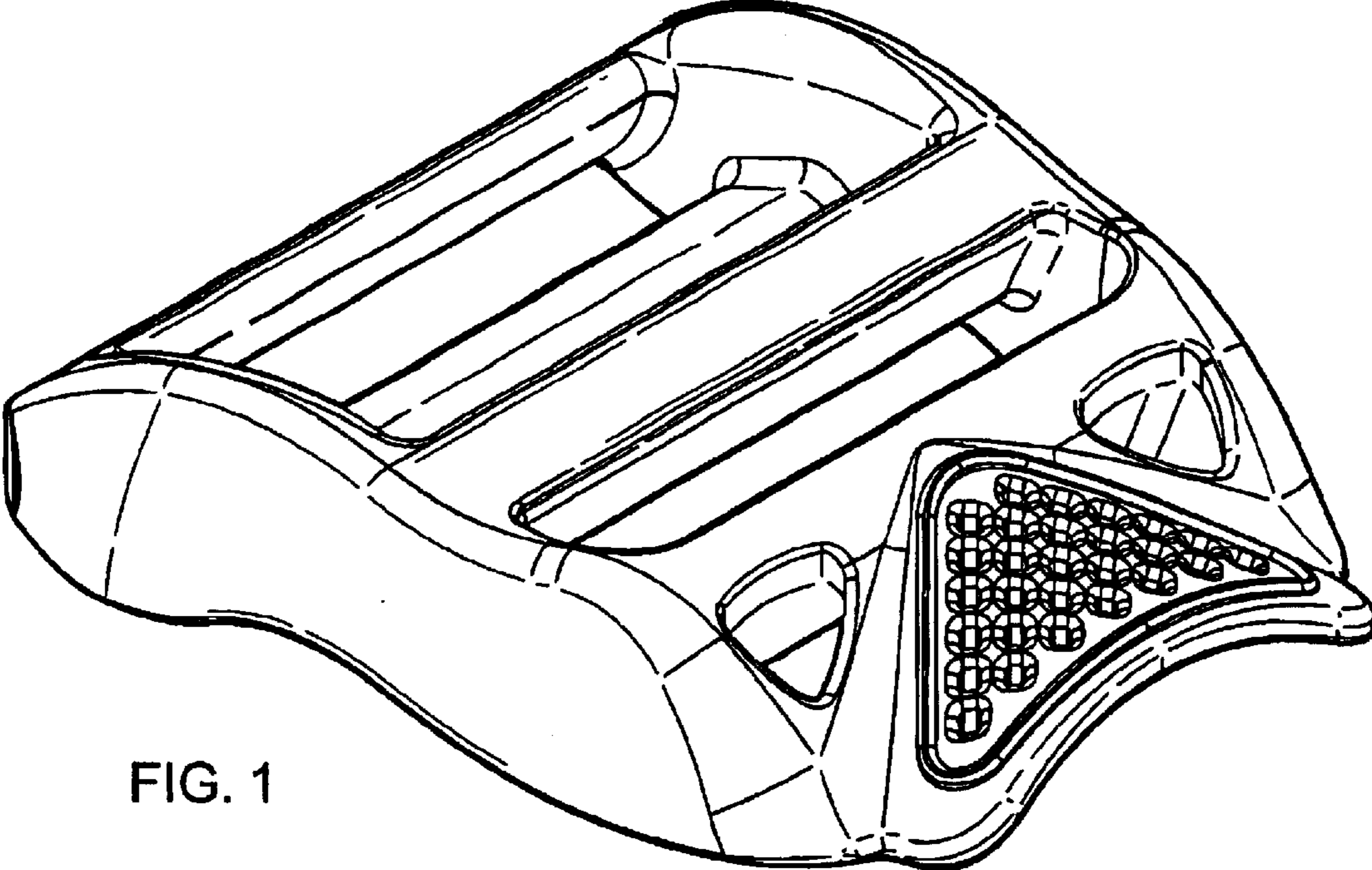


FIG. 1

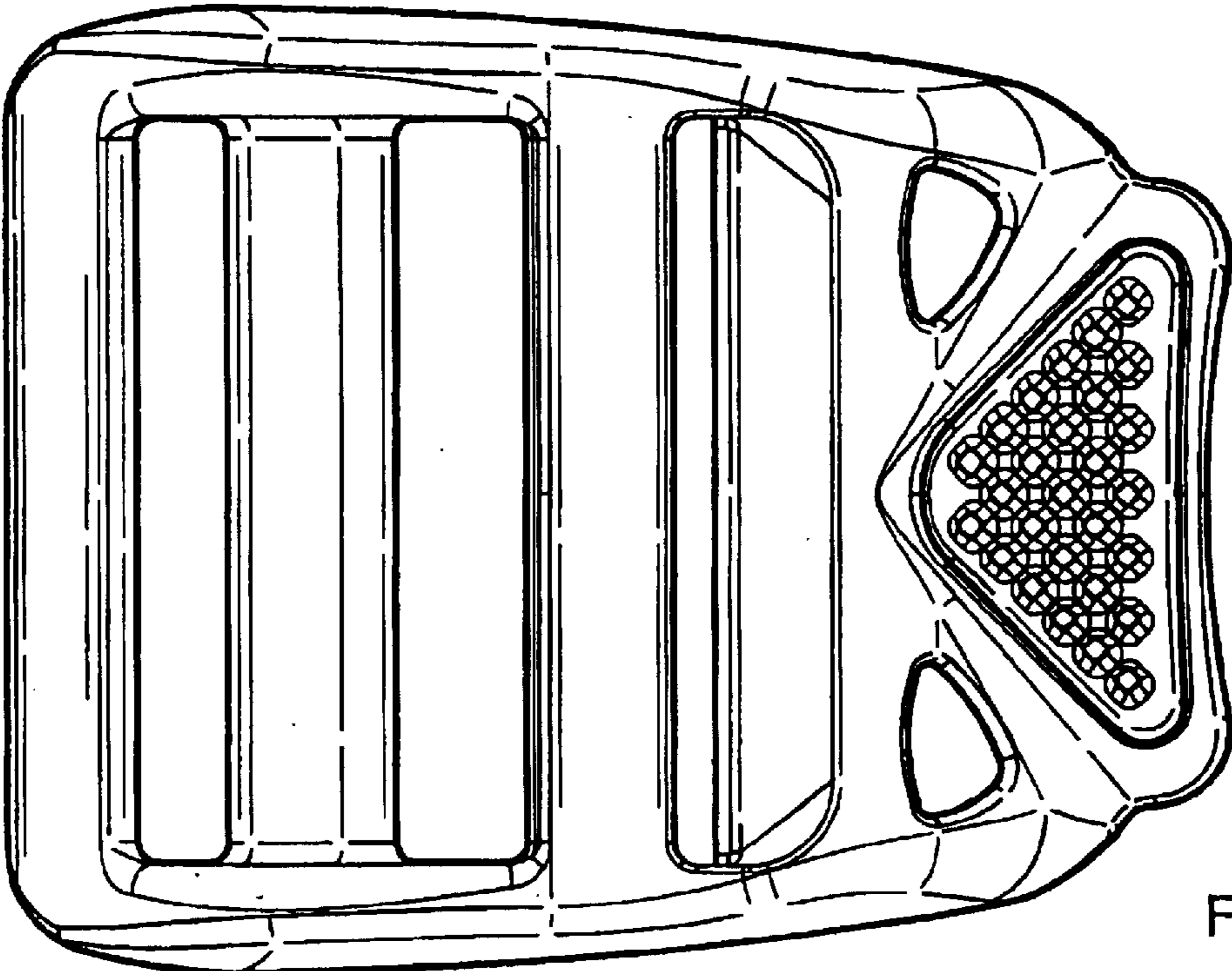


FIG. 2




FIG. 3

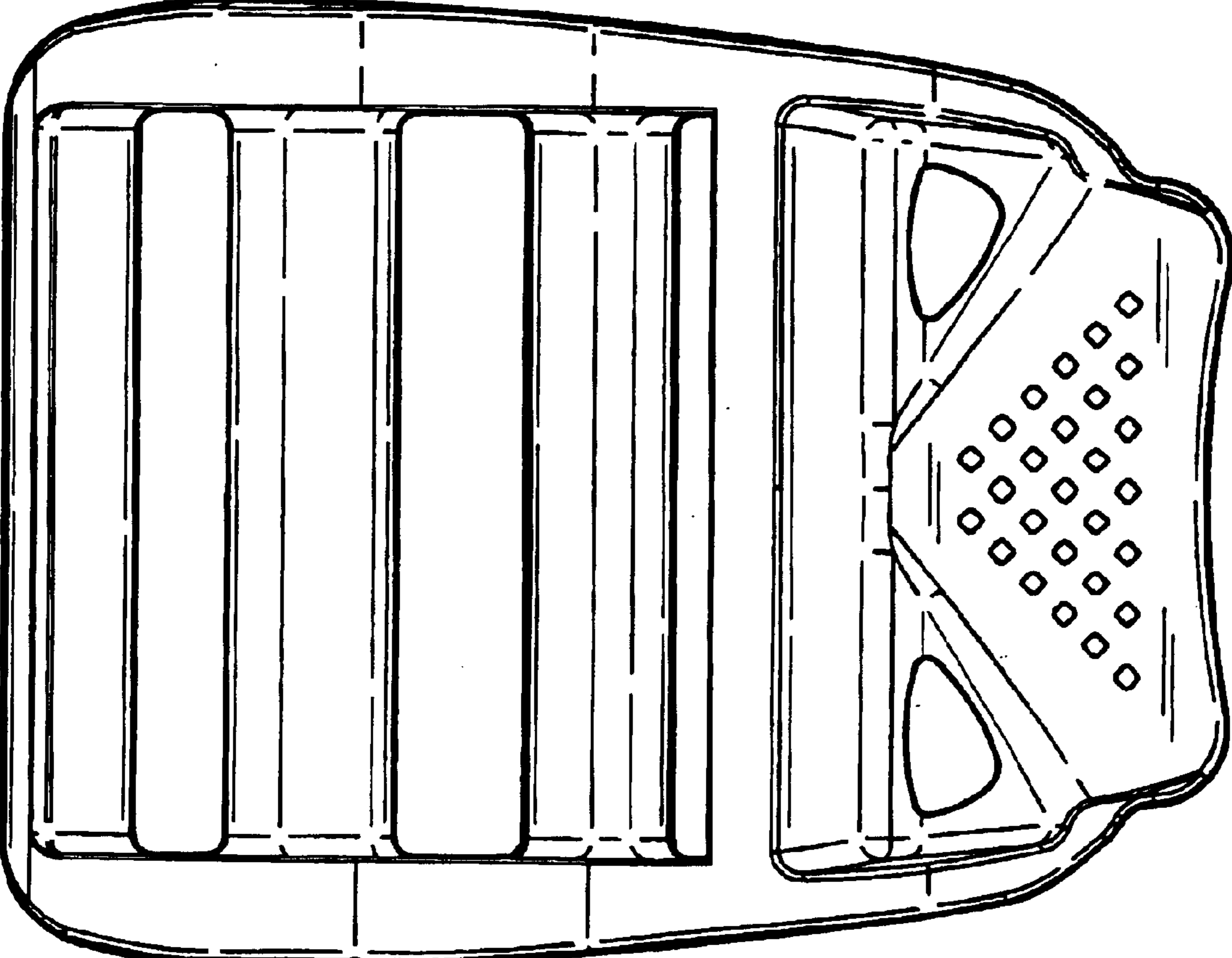


FIG. 4




FIG. 5

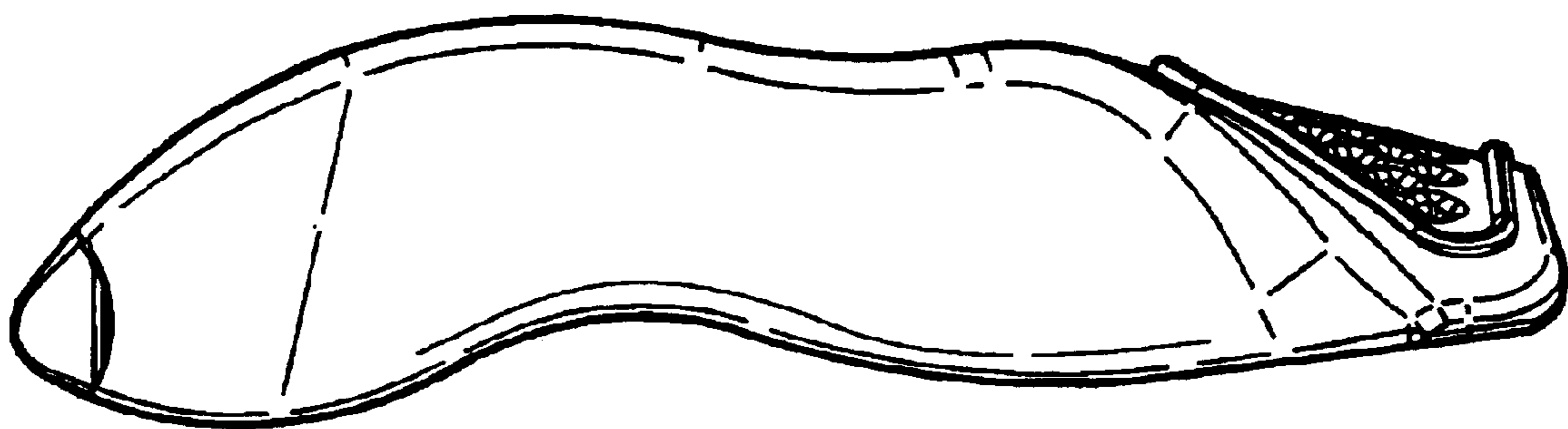


FIG. 6