

US00D496596S1

(12) **United States Design Patent**
Dalrymple

(10) **Patent No.:** **US D496,596 S**

(45) **Date of Patent:** **** Sep. 28, 2004**

(54) **IMAGE FRENCH MEASURING ADJUNCT**

5,970,119 A 10/1999 Hofmann
6,061,920 A 5/2000 McMorrow
6,097,978 A 8/2000 Demarais et al.

(76) **Inventor:** **Robert Dalrymple**, 6 Thomas Point
Ct., Baltimore, MD (US) 21234-1352

* cited by examiner

(**) **Term:** **14 Years**

Primary Examiner—Antoine D. Davis
(74) *Attorney, Agent, or Firm*—Cahn & Samuels, LLP

(21) **Appl. No.:** **29/180,690**

(22) **Filed:** **Apr. 30, 2003**

(57) **CLAIM**

(51) **LOC (7) Cl.** **10-04**

The ornamental design for an image french measuring adjunct, as shown and described.

(52) **U.S. Cl.** **D10/64**

(58) **Field of Search** D10/64; 33/562-566

DESCRIPTION

(56) **References Cited**

FIG. 1 is a top photographic view of an image french measuring adjunct in accordance with the invention.
FIG. 2 is a bottom photographic view of the image french measuring adjunct according to FIG. 1.
FIG. 3 is a perspective side photographic view of the image french measuring adjunct according to FIG. 1; and,
FIG. 4 is a perspective edge photographic view of the image french measuring adjunct according to FIG. 1.

U.S. PATENT DOCUMENTS

3,812,842 A	5/1974	Rogriguez	
3,858,325 A	* 1/1975	Goerler	33/199 R
4,630,375 A	12/1986	Spolyar	
4,860,331 A	8/1989	Williams et al.	
5,216,700 A	6/1993	Cherian	
5,400,513 A	3/1995	Duffield	
5,822,875 A	10/1998	Feldner	

1 Claim, 1 Drawing Sheet

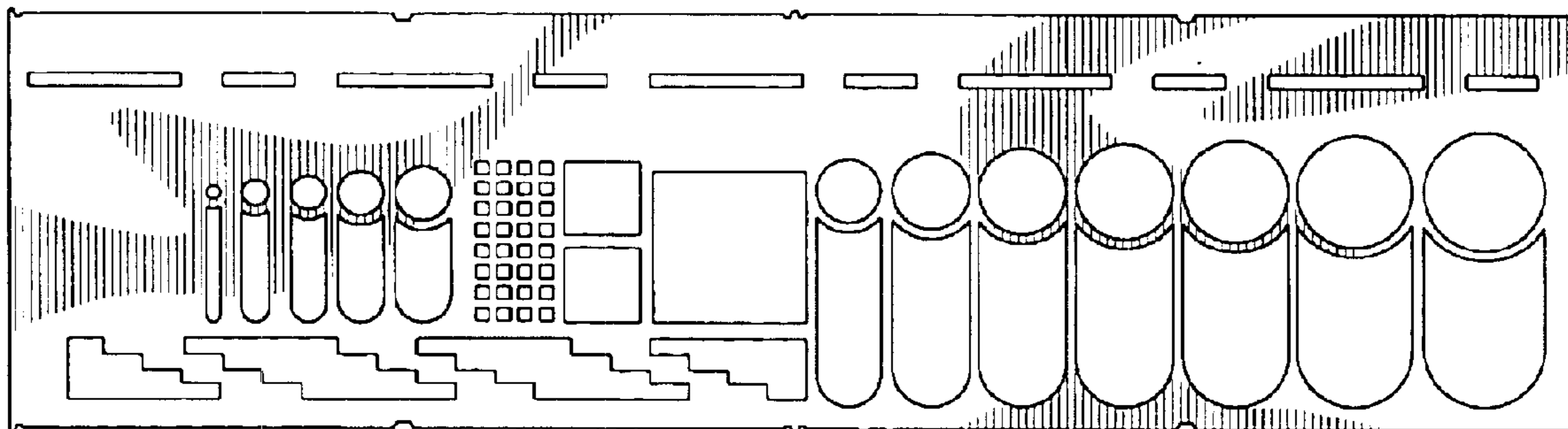


FIG.1

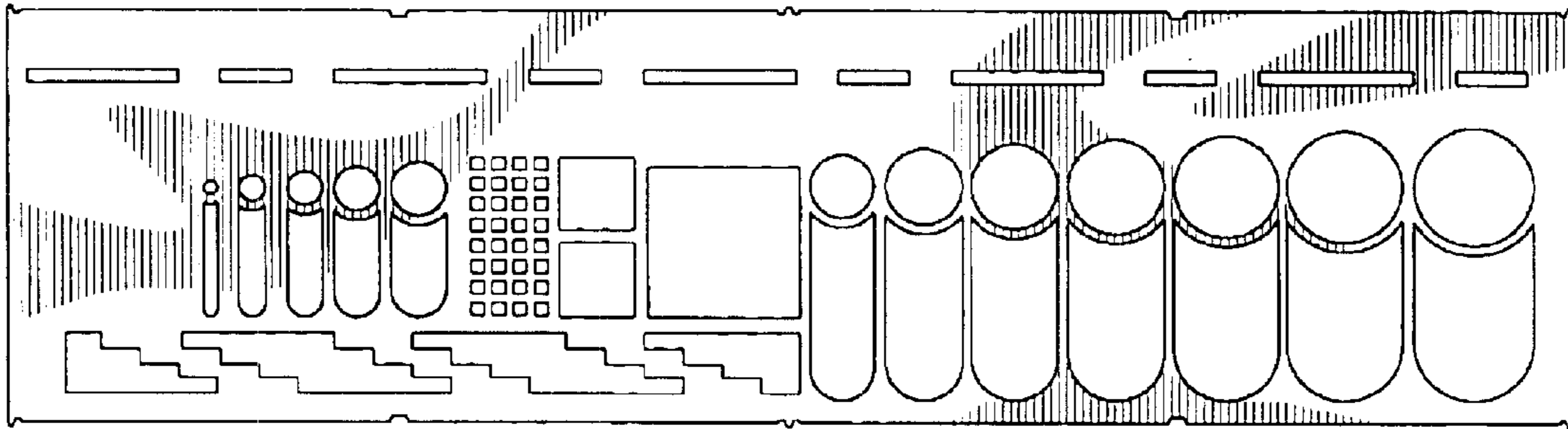


FIG.2

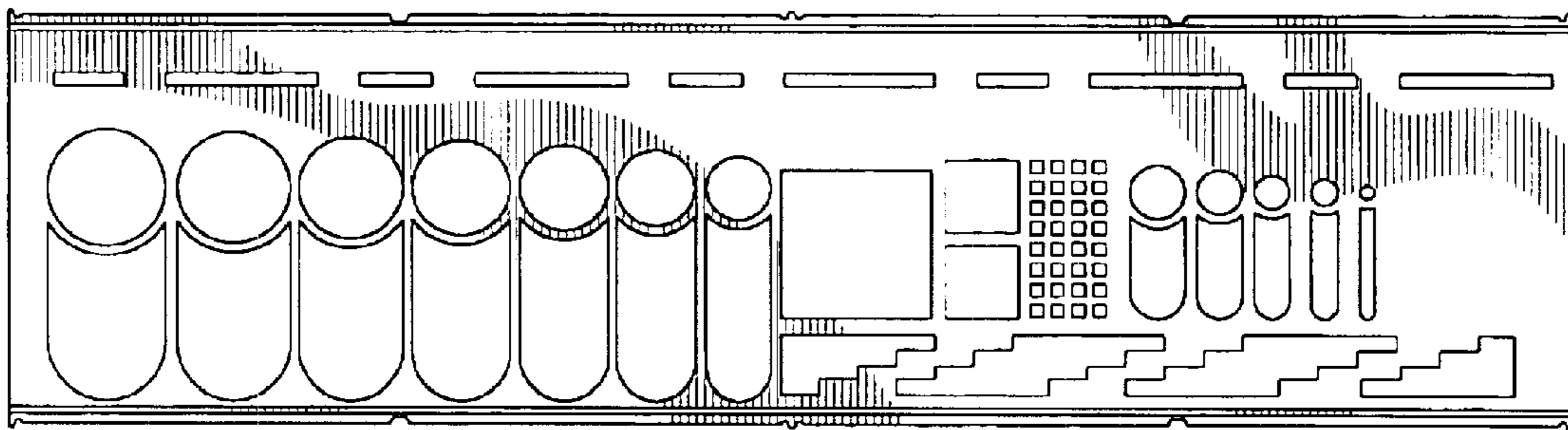


FIG.3

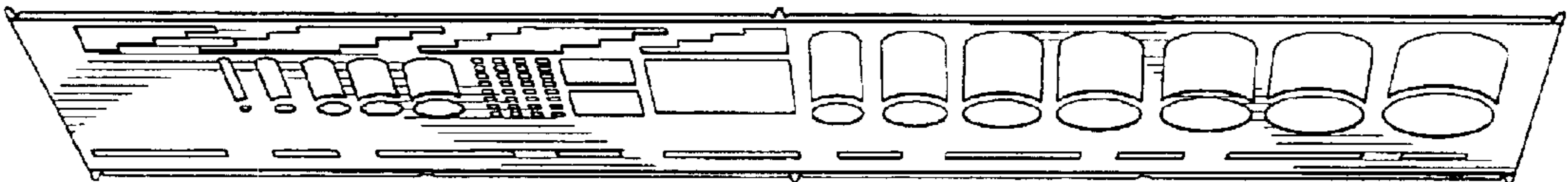


FIG.4

