



US00D496595S1

(12) **United States Design Patent** (10) **Patent No.:** **US D496,595 S**
Raab et al. (45) **Date of Patent:** **** Sep. 28, 2004**

(54) **PORTABLE COORDINATE MEASUREMENT MACHINE PORTION**

(75) Inventors: **Simon Raab**, Maitland, FL (US); **Seyed Ali Sajedi**, Winter Park, FL (US); **Kenneth J. Hasloeher**, Deltona, FL (US); **Marc Barber**, Deltona, FL (US)

(73) Assignee: **Faro Technologies, Inc.**, Lake Mary, FL (US)

(**) Term: **14 Years**

(21) Appl. No.: **29/186,984**

(22) Filed: **Jul. 24, 2003**

Related U.S. Application Data

(63) Continuation-in-part of application No. 29/175,949, filed on Feb. 13, 2003, which is a continuation-in-part of application No. 29/166,332, filed on Aug. 26, 2002, now Pat. No. Des. 479,544, which is a continuation-in-part of application No. 29/155,790, filed on Feb. 14, 2002, now Pat. No. Des. 472,824.

(51) **LOC (7) Cl.** **10-04**
(52) **U.S. Cl.** **D10/63; D15/199**
(58) **Field of Search** **D10/63; D15/199;**
700/195, 252, 80; 702/190; 33/503-505;
74/409.02, 479, 490.02; 414/744.5, 744.2;
318/560

(56) **References Cited**

U.S. PATENT DOCUMENTS

4,593,470 A 6/1986 Davies
4,676,002 A 6/1987 Slocum

(List continued on next page.)

FOREIGN PATENT DOCUMENTS

DE 42 31 040 A1 3/1994
DE 101 12 977 C1 2/2002
EP 0 155 084 9/1985
FR 86 06186 4/1986
FR 2 634 379 7/1988

GB 2 264 601 A 1/1993
GB 2 264 602 A 1/1993
JP 56062783 5/1981
JP 57073602 5/1982
JP 2168303 6/1990
JP 2212085 8/1990
WO WO 94/15173 7/1994
WO WO 98/08050 2/1998
WO WO 01/63202 2/2001

OTHER PUBLICATIONS

<http://scanworks.perceptron.com/products>.
<http://scanworks.perceptron.com>.
www.romer.com—1000i Series System Package.
www.romer.com—3000i Specifications.
www.romer.com—Seventh Axis Linear Rail.
www.romer.fr.
Takehis Komino, “Three Dimensional Coordinate Measuring System”, Vectoron, Model VSC-07, VSC-14, vol. 30, No. 12, pp. 52-59.

(List continued on next page.)

Primary Examiner—Antoine D. Davis
(74) *Attorney, Agent, or Firm*—Cantor Colburn LLP

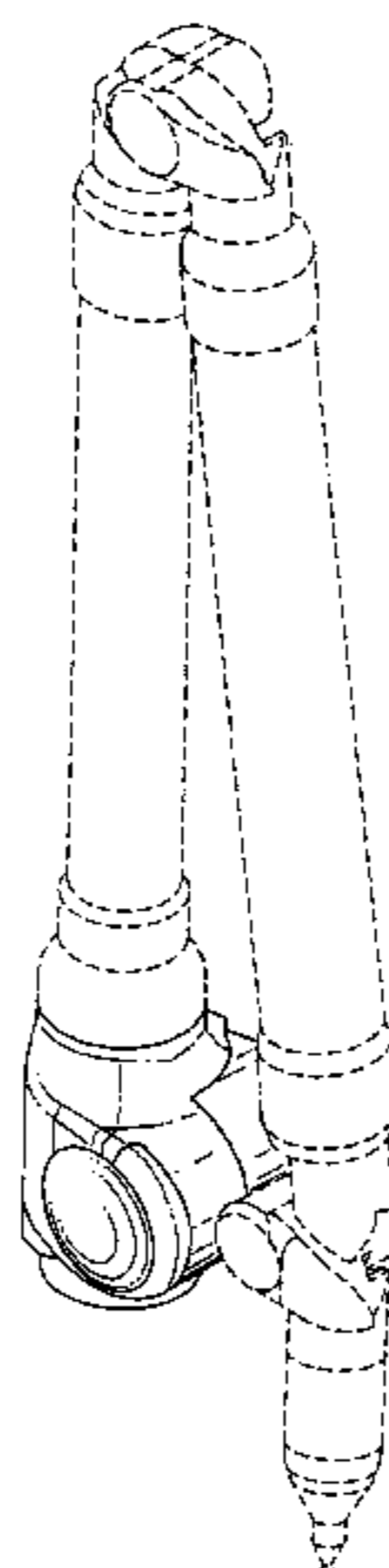
(57) **CLAIM**

The ornamental design for a portable coordinate measurement machine portion, as shown and described.

DESCRIPTION

FIG. 1 is a front perspective view of our new portable coordinate measurement machine portion including items in broken lines which are used herein and throughout the several Figures for illustrative purposes only and form no part of the claimed design;
FIG. 2 is a front view thereof;
FIG. 3 is a rear view thereof;
FIG. 4 is a side view thereof with the opposite side view being a mirror image thereof;
FIG. 5 is a top view thereof; and,
FIG. 6 is a bottom view thereof.

1 Claim, 3 Drawing Sheets



U.S. PATENT DOCUMENTS

4,937,759 A 6/1990 Vold
5,050,608 A 9/1991 Watanabe et al.
5,086,401 A 2/1992 Glassman et al.
5,189,797 A 3/1993 Granger
D344,279 S 2/1994 Koyama et al.
5,412,880 A 5/1995 Raab
D377,932 S 2/1997 Schena et al.
5,611,147 A 3/1997 Raab
5,724,264 A 3/1998 Rosenberg et al.
5,768,792 A 6/1998 Raab
5,807,449 A 9/1998 Hooker et al.
5,829,148 A 11/1998 Eaton
D410,477 S 6/1999 Nihei et al.
5,978,748 A 11/1999 Raab

D423,534 S 4/2000 Raab et al.
6,131,299 A 10/2000 Raab et al.
6,151,789 A 11/2000 Raab et al.
D444,488 S 7/2001 Selic et al.
6,366,831 B1 4/2002 Raab
D461,484 S 8/2002 Kraft

OTHER PUBLICATIONS

<http://www.kreon3d.com>.
<http://www.3dscanners.com/1999/htm>—pp. 1, 4, & 8.
<http://www.optimet.com/Sensors/htm>.
Portable 6 Axes Measuring System, Type AMPG, ZETT
MESS Technik GmbH, D 53757 Sankt Augustin.
Portable 6 Axes Measuring System, Type AMPG, ZETT
MESS Technik GmbH, D 53757 Sankt Augustin.

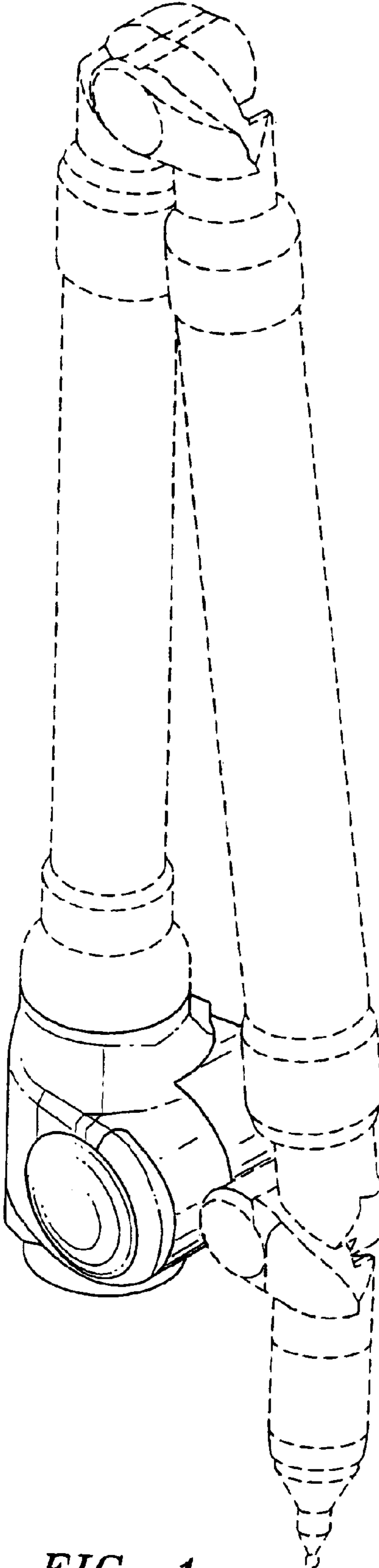


FIG. 1

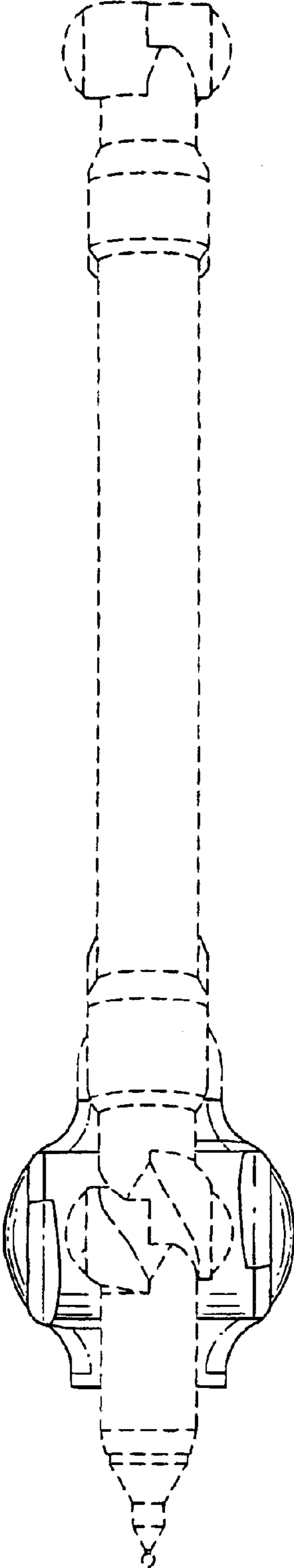


FIG. 2

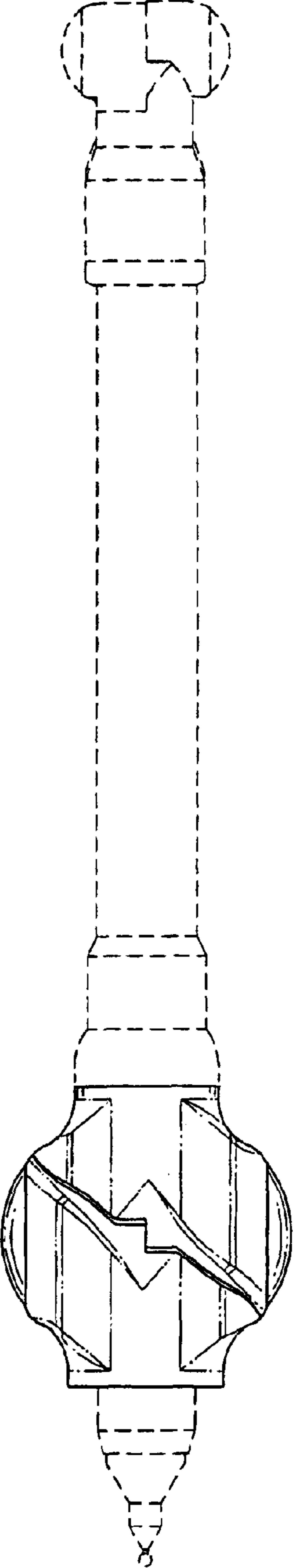


FIG. 3

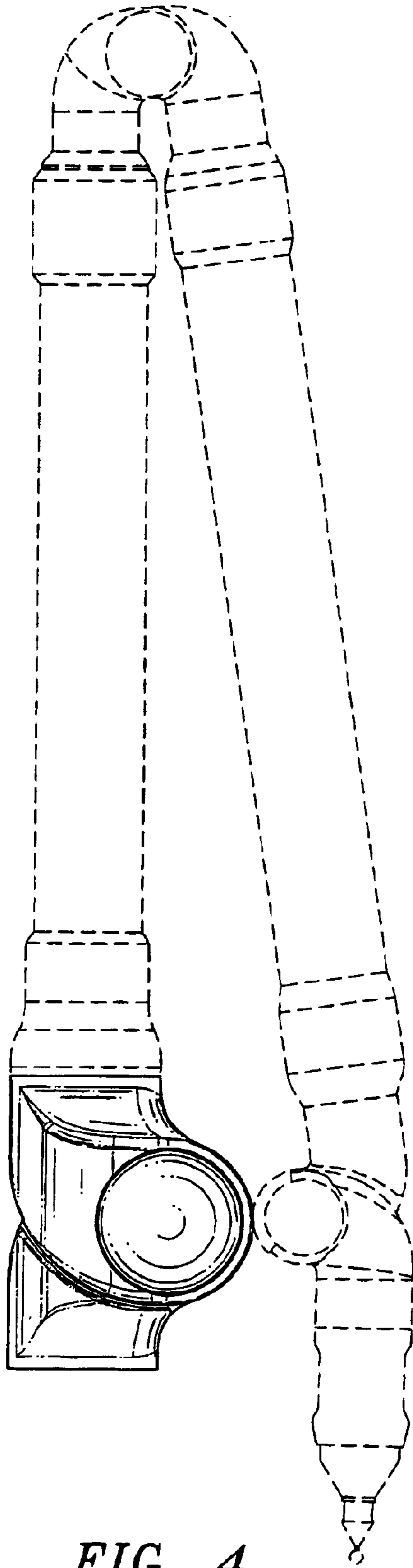


FIG. 4

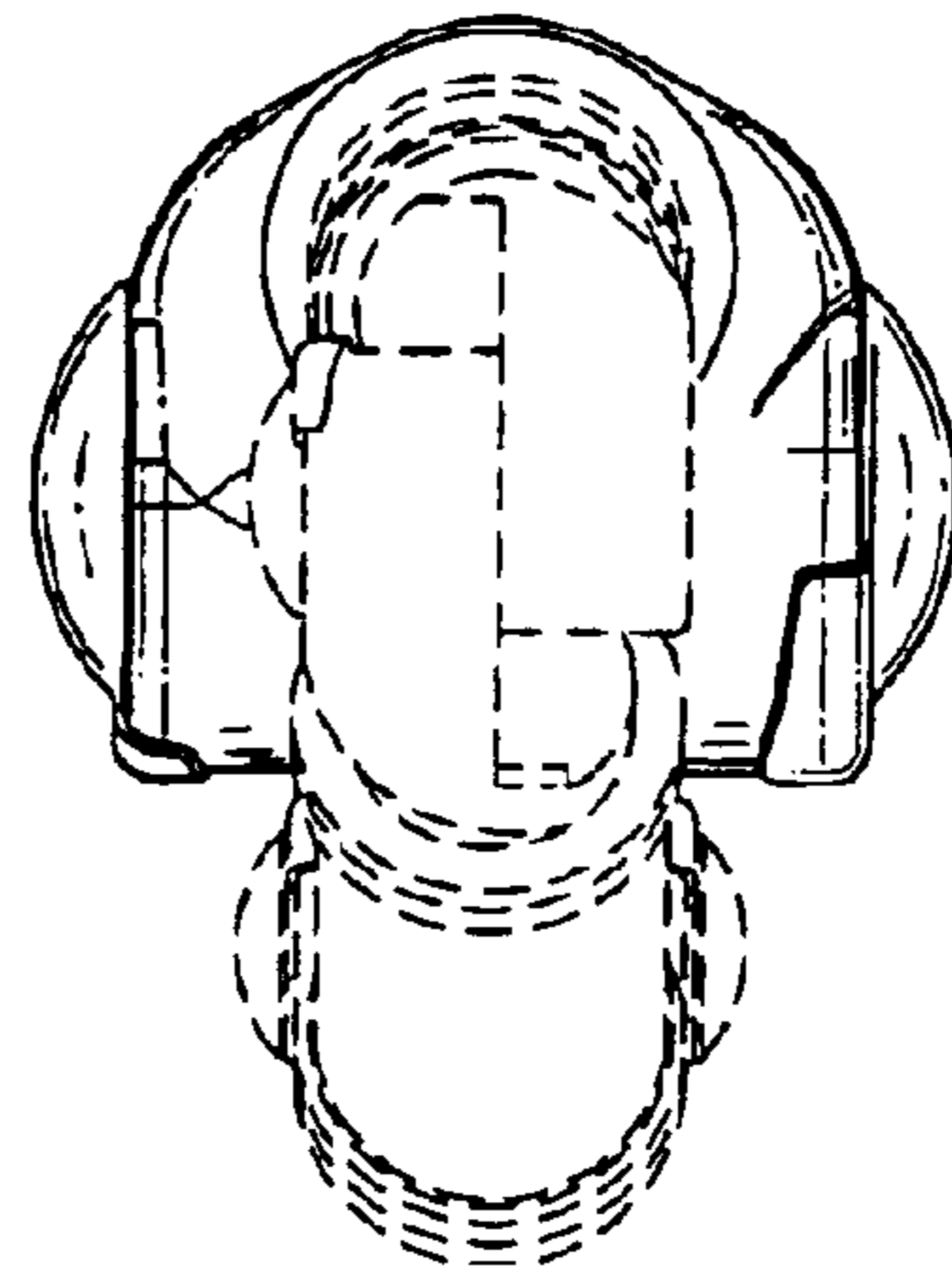


FIG. 5

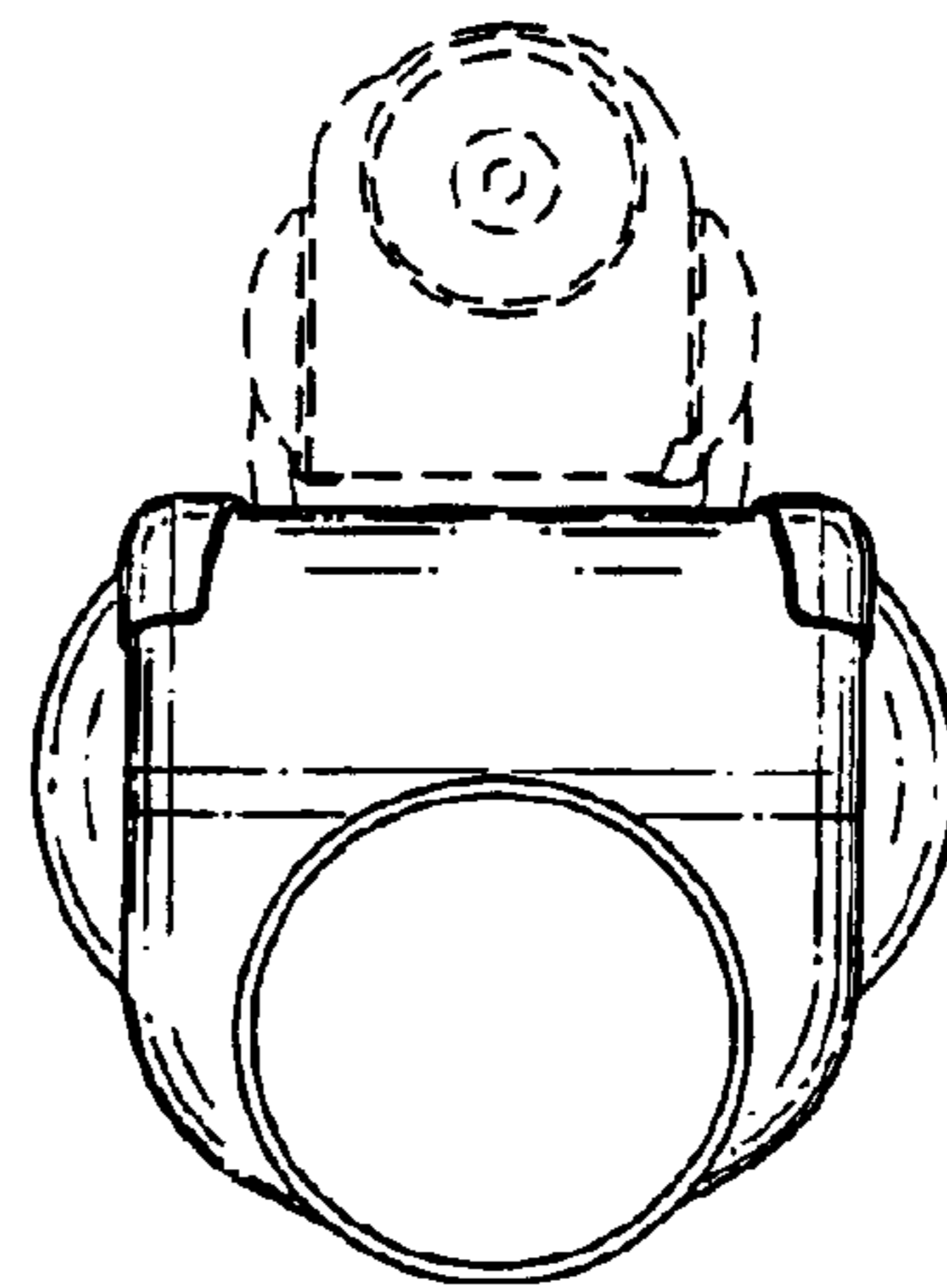


FIG. 6