

(12) **United States Design Patent** (10) **Patent No.:** **US D496,590 S**
Chung et al. (45) **Date of Patent:** **** Sep. 28, 2004**

(54) **WALKIE TALKIE WATCH**

(76) Inventors: **Yeung Chun Chung**, Unite 4-5 9/F.,
Block A, New Trade Plaza, 6 On Ping
Street, Shatin, New Territories (HK);
Chen Aixia, Unit 4-5, 9/F, Block A,
New Trase Plaza, 6 On Ping Street,
Shatin New Territories (HK)

(**) Term: **14 Years**

(21) Appl. No.: **29/196,681**

(22) Filed: **Jan. 5, 2004**

(51) **LOC (7) Cl.** **10-02**

(52) **U.S. Cl.** **D10/31; D10/32; D14/240**

(58) **Field of Search** D10/1-39; D14/122-132,
D14/240; 368/276-277, 223, 281-282,
228-229, 285, 239-242, 28-30, 41-44,
10, 13; D11/3-25; 224/164, 168, 178; 63/1.1,
3, 5; 455/11

(56) **References Cited**

U.S. PATENT DOCUMENTS

5,008,864 A * 4/1991 Yoshitake 368/10
D342,740 S * 12/1993 Parker D14/218
D355,585 S * 2/1995 Terada et al. D8/367
5,467,324 A * 11/1995 Houlihan 368/10
5,499,292 A * 3/1996 Blonder et al. 379/433.1
D376,986 S * 12/1996 Uzawa et al. D10/38
D402,654 S * 12/1998 Consolo D14/144
D454,551 S * 3/2002 Bonadei et al. D14/138
D456,791 S * 5/2002 Forakis et al. D14/138
D462,336 S * 9/2002 Chaiken et al. D14/138

6,459,890 B1 * 10/2002 Kim 455/351
6,527,610 B1 * 3/2003 Hornsby et al. 446/175
6,529,713 B1 * 3/2003 Seymour 455/575.2
6,564,075 B1 * 5/2003 Mitamura 455/575.1
D482,340 S * 11/2003 Cianfanelli D14/144

* cited by examiner

Primary Examiner—Nelson C. Holtje

(74) *Attorney, Agent, or Firm*—Lowe Hauptman Gilman &
Berner, LLP

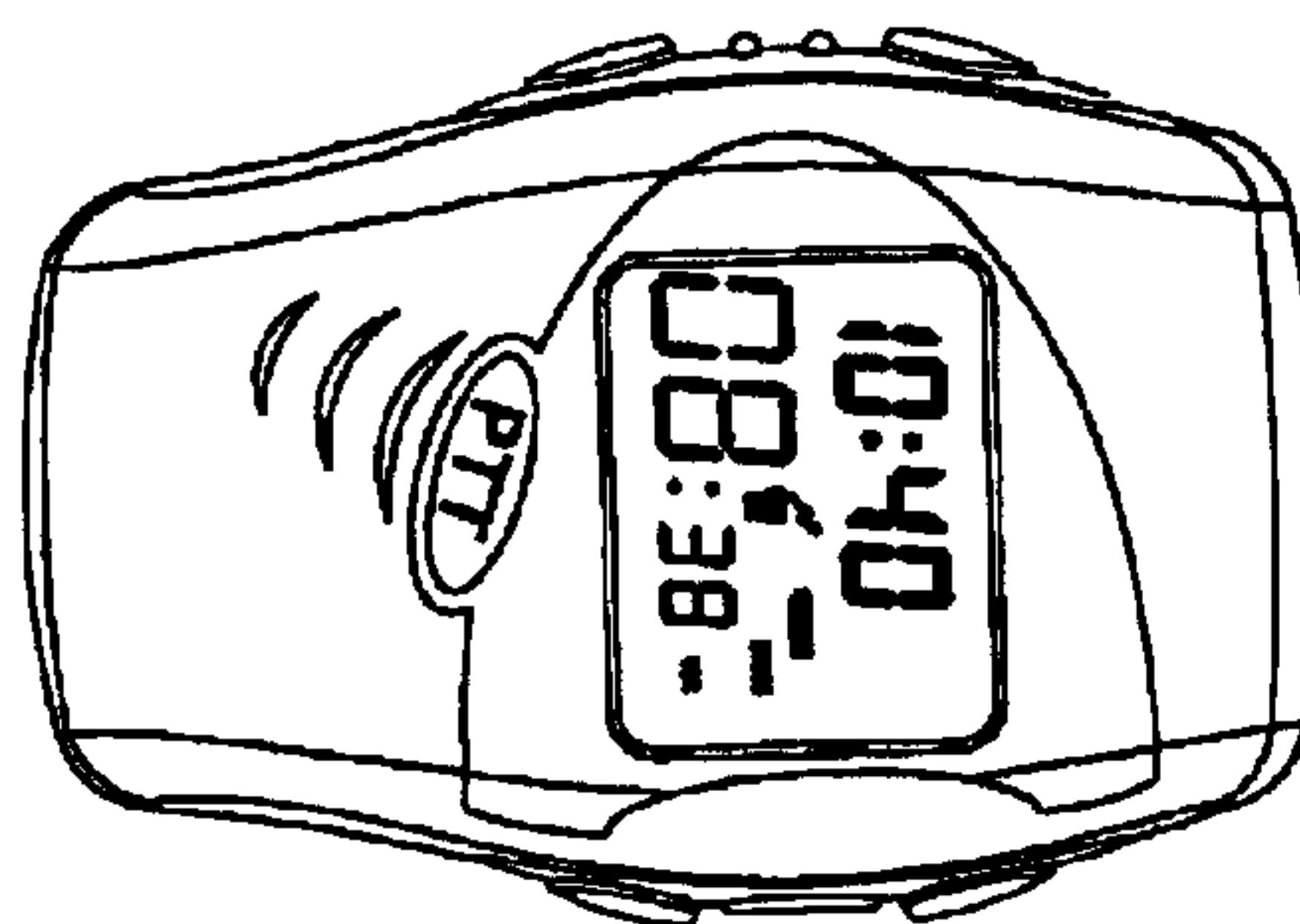
(57) **CLAIM**

The ornamental design for a walkie talkie watch, as shown
and described.

DESCRIPTION

FIG. 1 is a perspective view of the walkie talkie watch
according to the present invention;
FIG. 2 is a top plan view of the walkie talkie watch
according to the present invention;
FIG. 3 is a bottom plan view of the walkie talkie watch
according to the present invention;
FIG. 4 is a left side elevational view of the walkie talkie
watch according to the present invention and the right side
elevational view is symmetrical;
FIG. 5 is a right side elevational view of the walkie talkie
watch according to the present invention; and
FIG. 6 is a bottom elevational view of the walkie talkie
watch according to the present invention; and,
FIG. 7 is a top elevational view of the walkie talkie watch
according to the present invention.

1 Claim, 1 Drawing Sheet



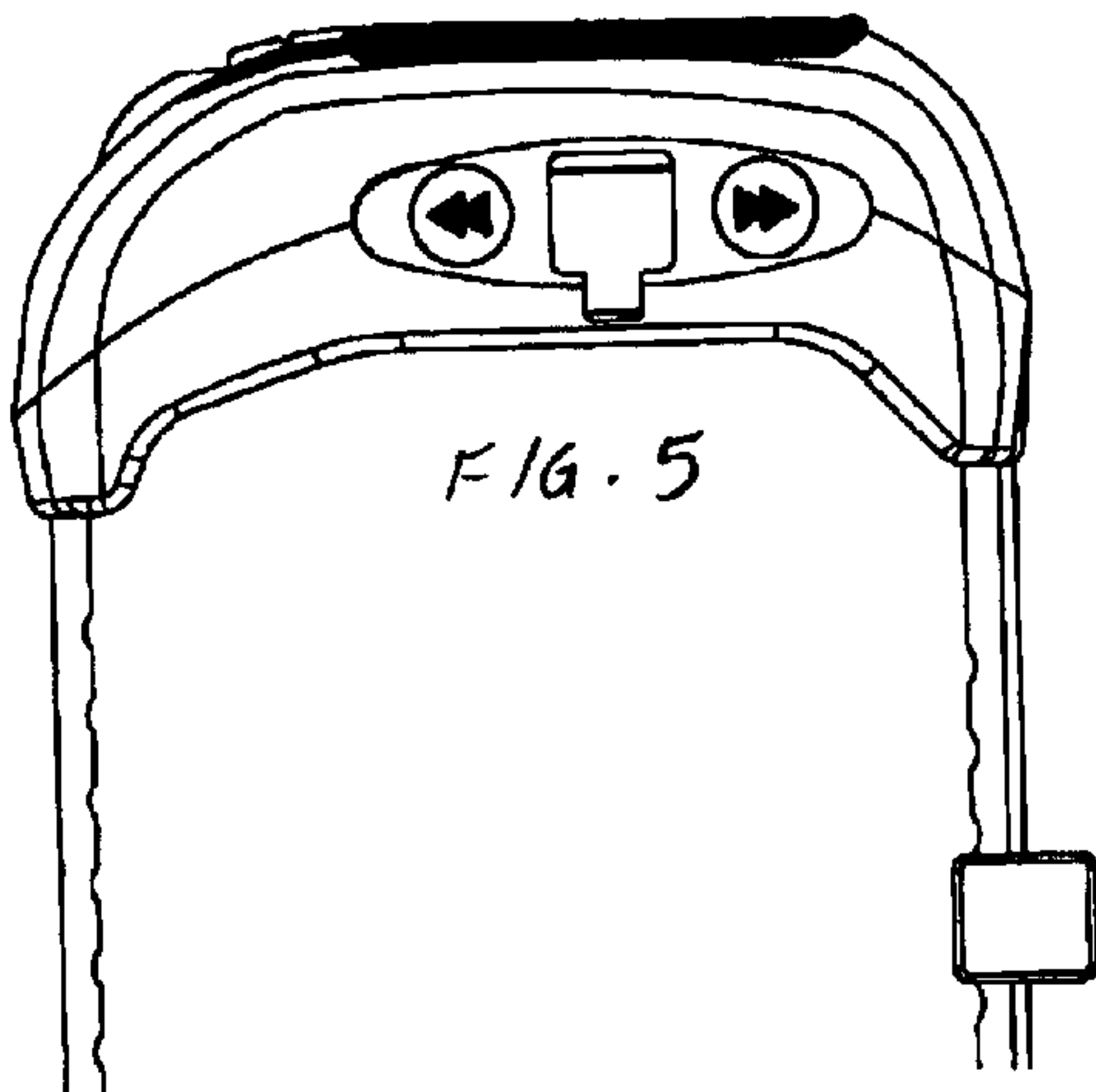
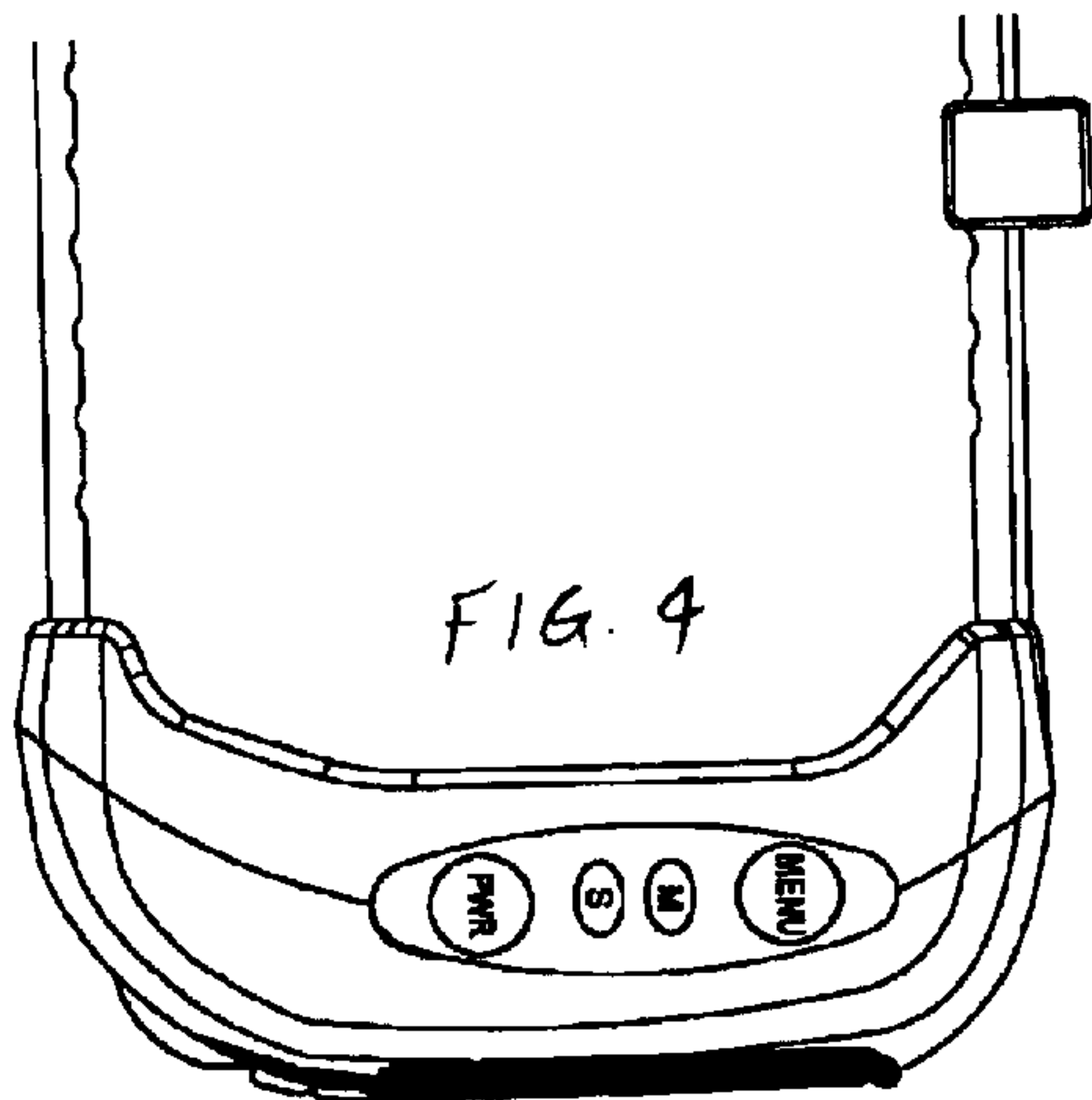
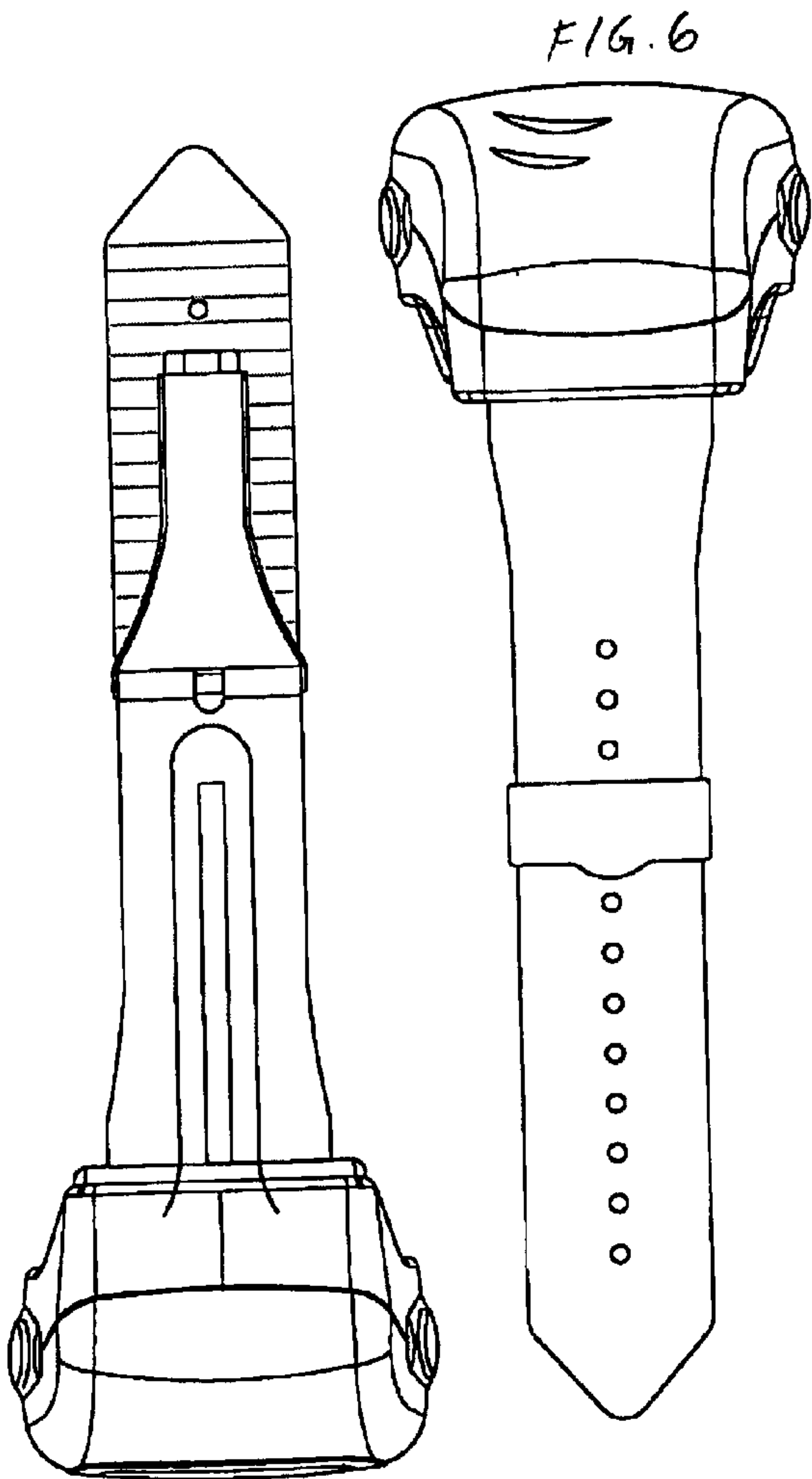
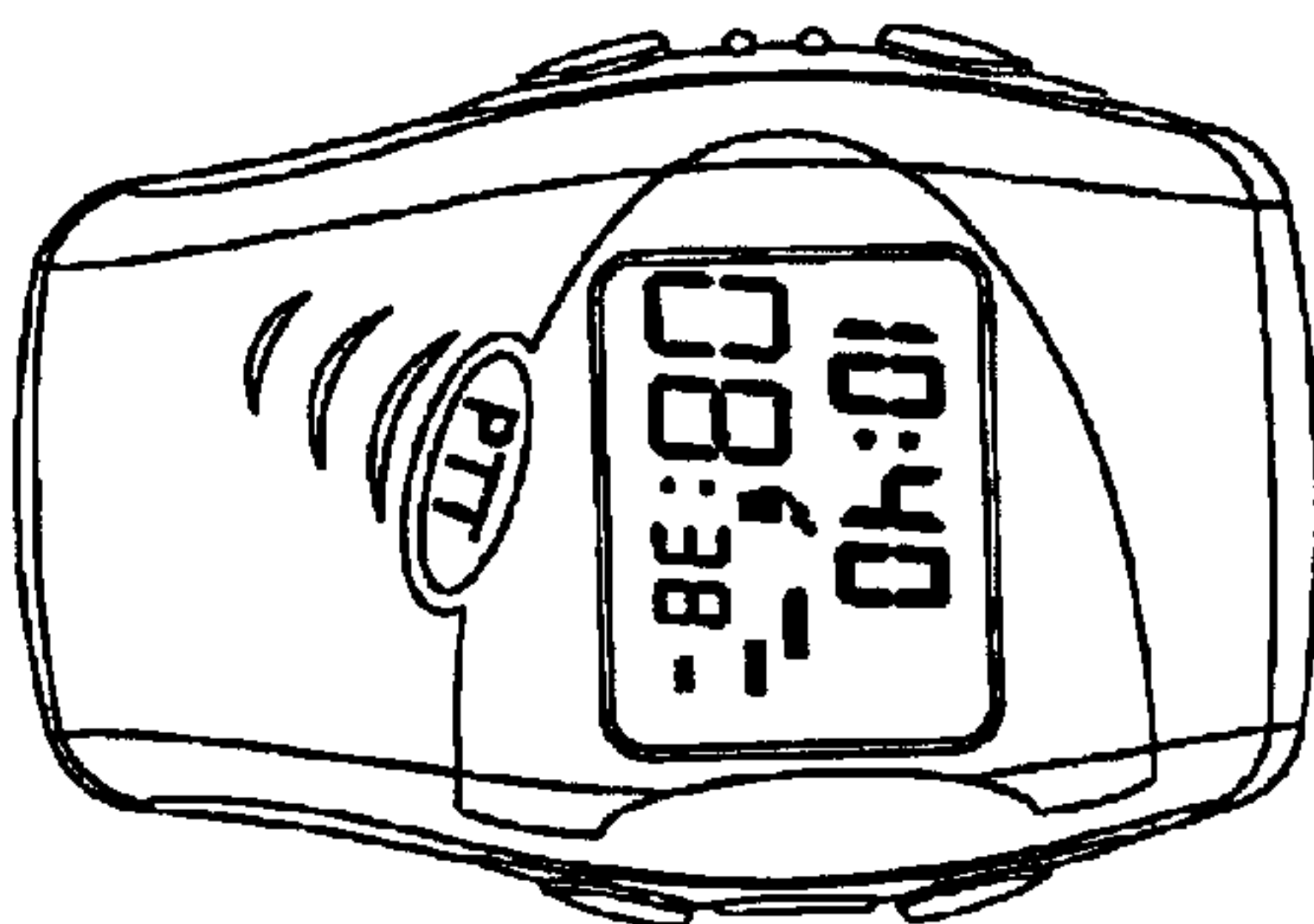
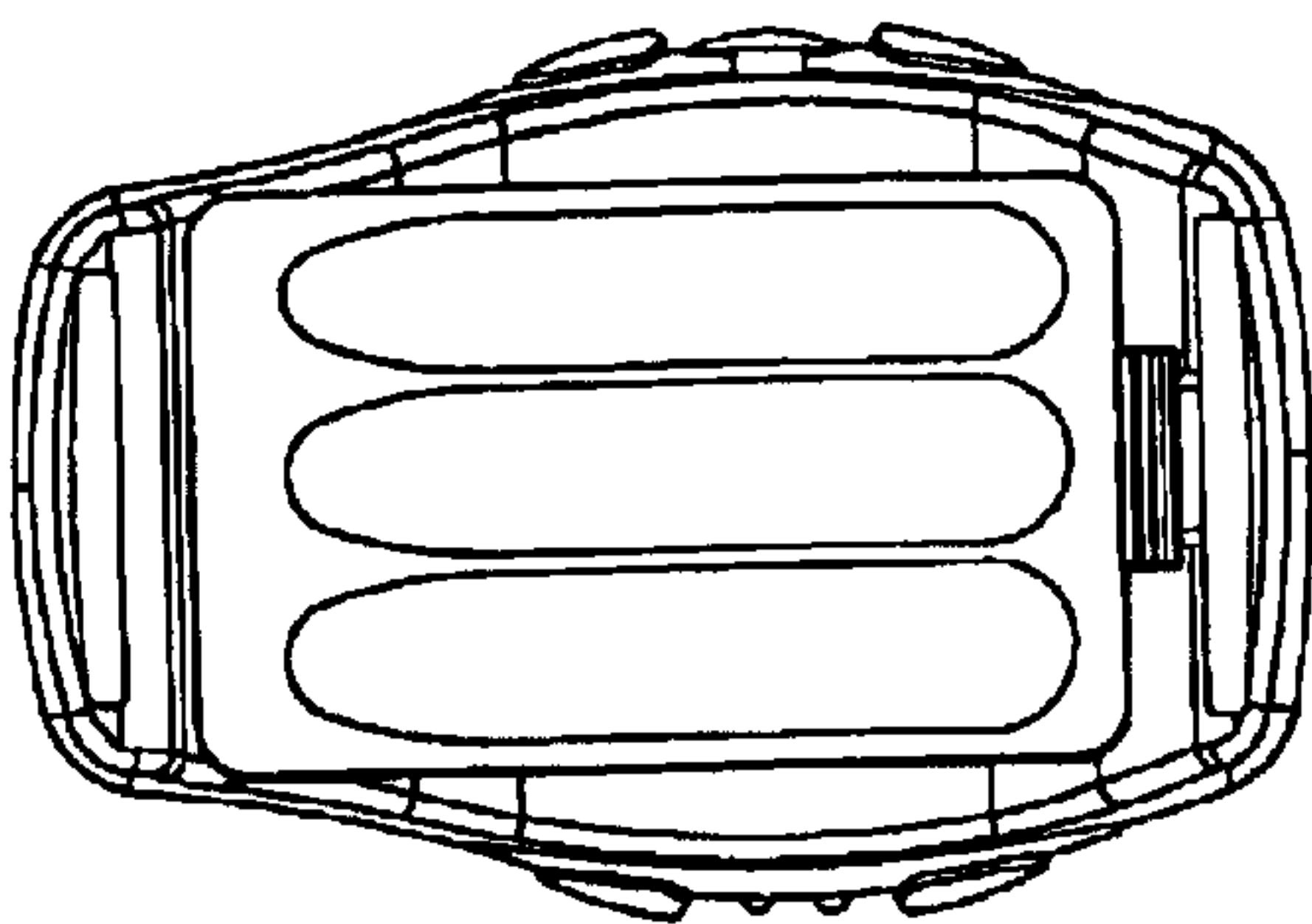
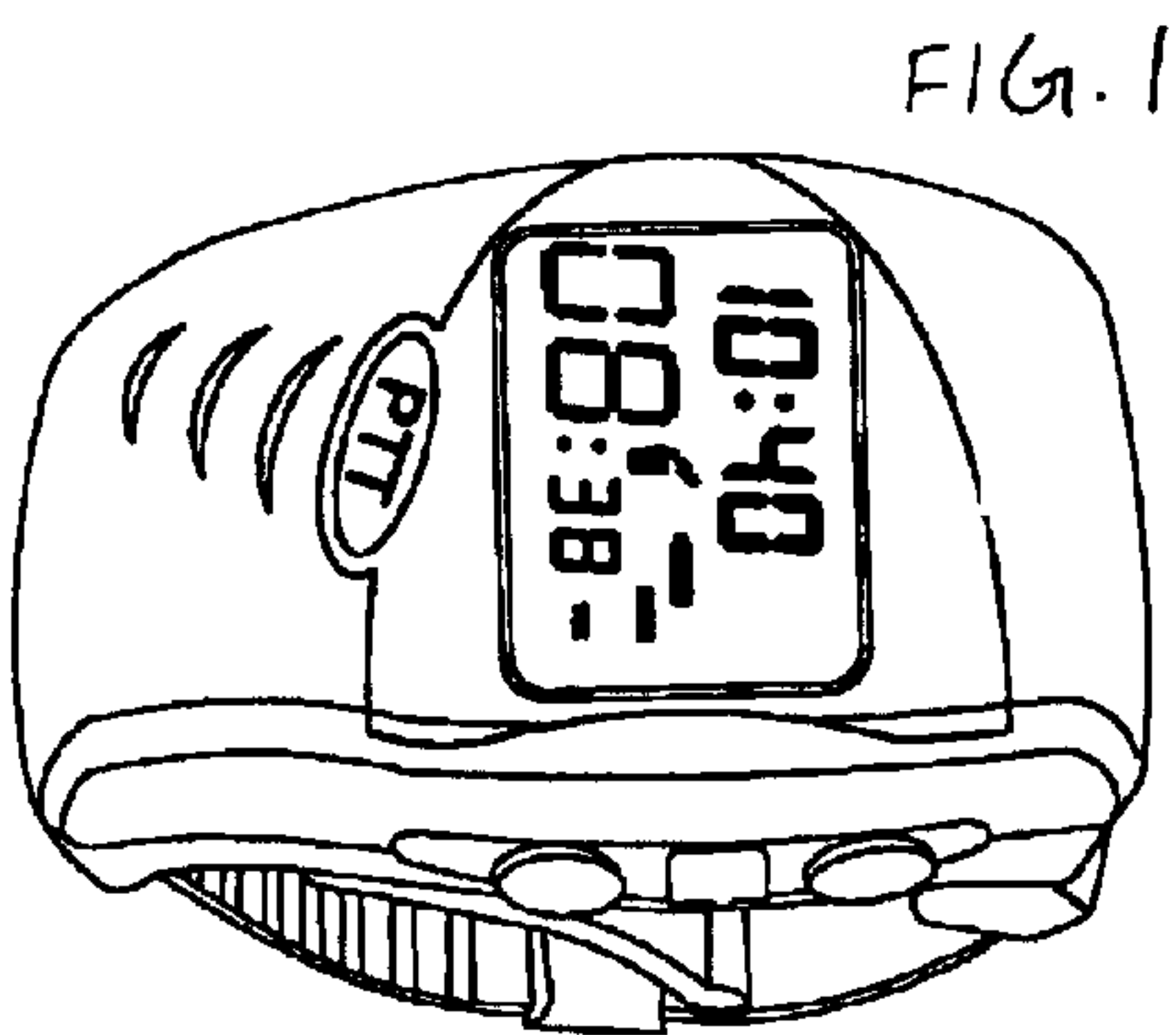
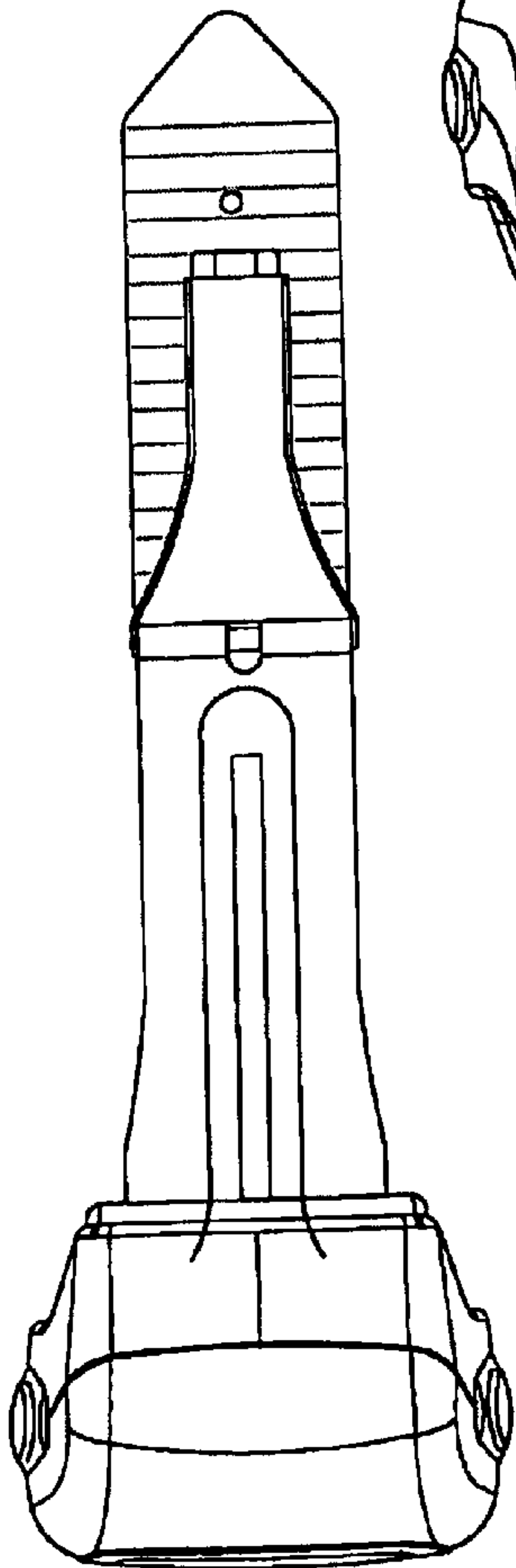


FIG. 7



UNITED STATES PATENT AND TRADEMARK OFFICE
CERTIFICATE OF CORRECTION

PATENT NO. : Des. 496,590 S
DATED : September 28, 2004
INVENTOR(S) : Yeung Chun Chung and Chen Aixia

Page 1 of 1

It is certified that error appears in the above-identified patent and that said Letters Patent is hereby corrected as shown below:

Title page,

Item [76], Inventors, please change "Unite" to -- Unit -- and "Trase" to -- Trade --

Signed and Sealed this

Eleventh Day of January, 2005

A handwritten signature in black ink, reading "Jon W. Dudas". The signature is stylized, with a large loop for the "J" and a cursive "Dudas".

JON W. DUDAS

Director of the United States Patent and Trademark Office