

US00D496589S1

(12) **United States Design Patent**
Perrenoud

(10) **Patent No.:** **US D496,589 S**

(45) **Date of Patent:** **** Sep. 28, 2004**

(54) **WATCH CASE**

D410,198 S * 5/1999 Hysek D10/30
D462,281 S * 9/2002 Wunderman D10/39
D475,934 S * 6/2003 Bulgari D10/30

(75) **Inventor:** **Xavier Perrenoud, Neuchâtel (CH)**

* cited by examiner

(73) **Assignee:** **Ebel SA, La Chaux-de-Fonds (CH)**

Primary Examiner—Nelson C. Holtje

(**) **Term:** **14 Years**

(74) *Attorney, Agent, or Firm*—Stroock & Stroock & Lavan LLP

(21) **Appl. No.:** **29/177,700**

(22) **Filed:** **Mar. 13, 2003**

(57) **CLAIM**

(30) **Foreign Application Priority Data**

The ornamental design for a watch case, as shown.

Sep. 13, 2002 (WO) DM/061638

DESCRIPTION

(51) **LOC (7) Cl.** **10-03**

FIG. 1 is a perspective view of a watch case in accordance with the invention;

(52) **U.S. Cl.** **D10/30**

FIG. 2 is a front elevational view thereof;

(58) **Field of Search** D10/1-40, 122-132;
368/280-282, 276-277, 285, 294-295

FIG. 3 is a rear elevational view thereof;

FIG. 4 is a right side elevational view thereof;

FIG. 5 is a left side elevational view thereof;

FIG. 6 is a top plan view thereof; and,

FIG. 7 is a bottom plan view thereof.


(56) **References Cited**

U.S. PATENT DOCUMENTS

D386,095 S * 11/1997 Perrin et al. D10/39

D403,599 S * 1/1999 Emmenegger D10/39

1 Claim, 7 Drawing Sheets






FIG. 1




FIG. 2




FIG. 3




FIG. 4



FIG. 5



FIG. 6



FIG. 7