

US00D496575S1

(12) **United States Design Patent** (10) **Patent No.:** **US D496,575 S**
Carter, III (45) **Date of Patent:** **** Sep. 28, 2004**

(54) **KNIFE**
 (75) **Inventor:** **Fred J. Carter, III**, Wichita Falls, TX (US)

D360,241 S 7/1995 Choi
 D361,104 S 8/1995 Choi
 D362,485 S 9/1995 Hall
 D363,109 S 10/1995 Hall

(List continued on next page.)

(73) **Assignee:** **United Cutlery Corporation**, Sevierville, TN (US)

OTHER PUBLICATIONS

(**) **Term:** **14 Years**

U.S. Calvary Knives, 1994, p. 111, Catalog.
 The Noble Collection, Winter 1997/1998, Historic Daggers, No page listed, Catalog.
 United Cutlery Brands, Catalog # 42, 2002, pp. 7, 19, 21, 29, 30, 33–35, 39–45 and 51–60.
 Museum Replicas Limited, Horned Skull Sword, p. 65, (1994).
 Agincourt, Iberia Sword, Item B, Cutlery Shoppe, p. 38 (1993).
 United Cutlery, Double Shadow Fantasy Dagger, p. 16, (1991).

(21) **Appl. No.:** **29/183,479**

(22) **Filed:** **Jun. 11, 2003**

(51) **LOC (7) Cl.** **08-03**

(52) **U.S. Cl.** **D8/99**

(58) **Field of Search** D8/98, 99, 107; D22/118; 30/154, 155, 156, 157, 158, 159, 160, 161

(56) **References Cited**

U.S. PATENT DOCUMENTS

D137,451 S	3/1944	Harstad
D138,570 S	8/1944	Huff
D156,070 S	11/1949	Brooks
D170,824 S	11/1953	Kundikoff
D221,335 S	8/1971	Clayton
D222,934 S	2/1972	Cole
D222,935 S	2/1972	Cole
D222,937 S	2/1972	Cole
D222,938 S	2/1972	Cole
D225,527 S	12/1972	Cole
D299,375 S	1/1989	Pipes
D302,455 S	7/1989	Hibben
D319,280 S	8/1991	Crain
D323,694 S	2/1992	Pipes
D325,616 S	4/1992	Kolombatovich
D330,064 S	10/1992	Medina
D333,173 S	2/1993	Pipes
D336,126 S	6/1993	Luchak
D348,599 S	7/1994	Sakai
D348,818 S	7/1994	Hasegawa
D351,210 S	10/1994	Koskinen
5,359,778 A	11/1994	Seber et al.
D360,013 S	7/1995	Collins

Primary Examiner—Philip S. Hyder
 (74) *Attorney, Agent, or Firm*—Pitts & Brittian, PC

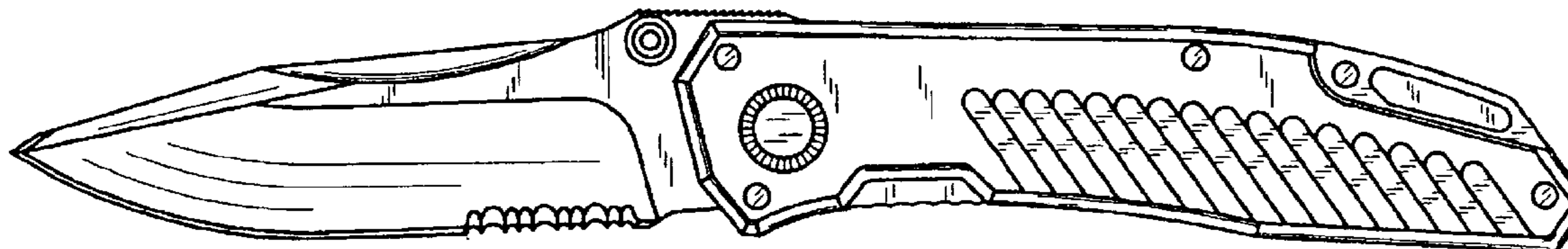
(57) **CLAIM**

The ornamental design for a knife, as shown and described.

DESCRIPTION

FIG. 1 is a left side elevational view of the design of the present invention for a folding knife, showing the knife in an extended position;
 FIG. 2 is a right side elevational view of the knife of FIG. 1;
 FIG. 3 is a front elevational view of the knife of FIG. 1;
 FIG. 4 is a rear elevational view of the knife of FIG. 1;
 FIG. 5 is a top plan view of the knife of FIG. 1;
 FIG. 6 is a bottom plan view of the knife of FIG. 1;
 FIG. 7 is a left side elevational view, similar to FIG. 1, of the folding knife showing the knife in a stowed position; and,
 FIG. 8 is a right side elevational view, similar to FIG. 2, of the folding knife showing the knife in a stowed position.
 The broken lines shown are for illustrative purposes only and form no part of the claimed design.

1 Claim, 4 Drawing Sheets



US D496,575 S

Page 2

U.S. PATENT DOCUMENTS

5,495,673 A *	3/1996	Gardiner et al.	30/155	D406,308 S	3/1999	Hibben	
D371,060 S	6/1996	Lai		D407,291 S *	3/1999	Knoop	D8/99
D371,592 S	7/1996	Hall et al.		D408,257 S *	4/1999	Elishewitz	D8/99
D375,779 S	11/1996	Hibben		D409,269 S	5/1999	Carson et al.	
D378,982 S	4/1997	Thompson		D422,873 S *	4/2000	McHenry et al.	D8/99
D379,211 S	5/1997	Thompson		D430,258 S	8/2000	Hall et al.	
D379,488 S	5/1997	Hibben		D430,917 S	9/2000	Hall et al.	
D380,520 S	7/1997	Hibben		D432,386 S *	10/2000	Elishewitz	D8/99
D381,060 S	7/1997	Moran		D433,914 S *	11/2000	Chu	D8/99
D382,187 S	8/1997	Hibben		6,154,965 A *	12/2000	Sakai	30/161
D383,519 S	9/1997	Lainhart		D435,776 S *	1/2001	Veltz et al.	D8/99
D384,871 S *	10/1997	McWillis	D8/99	D454,611 S	3/2002	Veltz et al.	
D388,150 S	12/1997	Glesser		6,427,334 B2 *	8/2002	Onion	30/161
D398,211 S	9/1998	Howard		D464,246 S *	10/2002	Sloan	D8/99
5,819,414 A *	10/1998	Marifone	30/160				

* cited by examiner

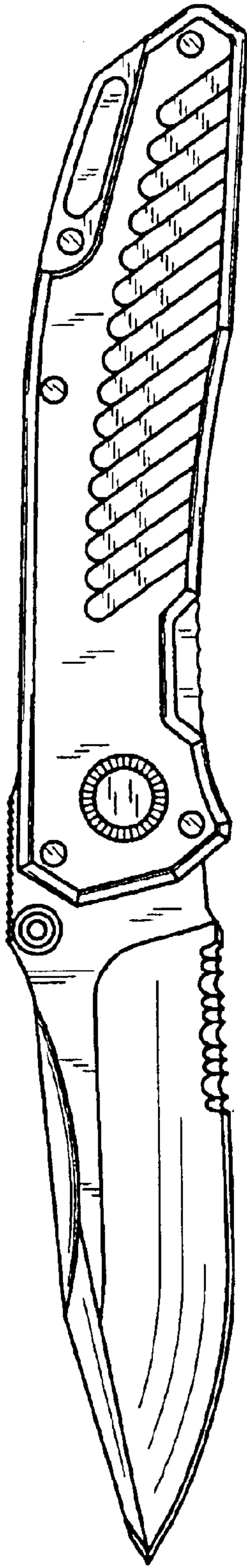


Fig. 1

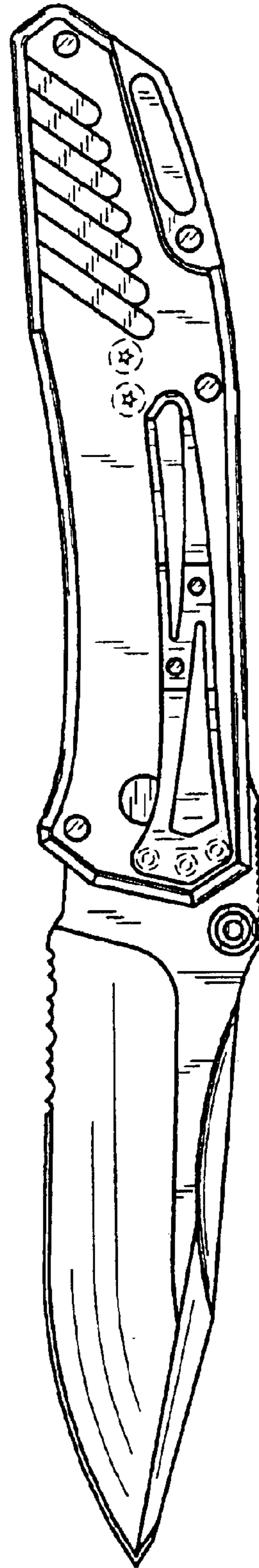


Fig. 2




Fig. 3

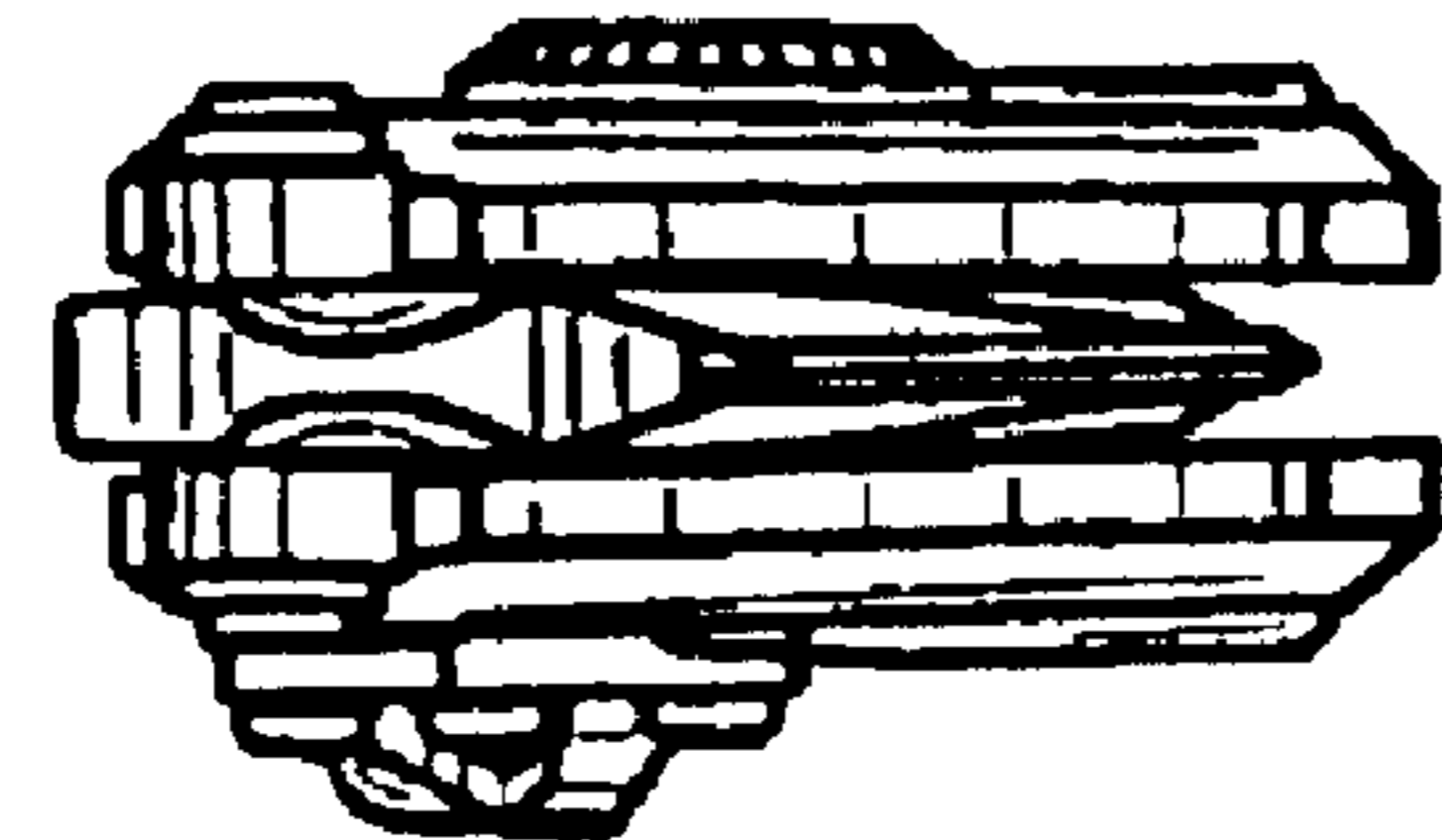


Fig. 4

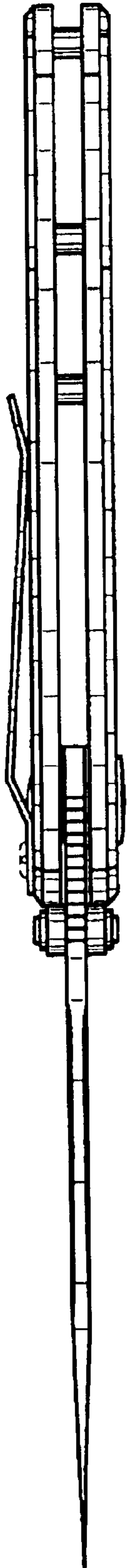


Fig. 5

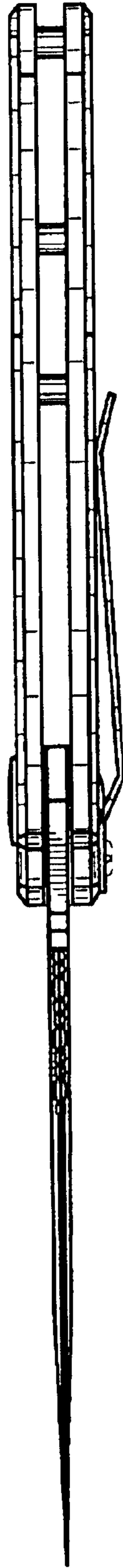


Fig. 6

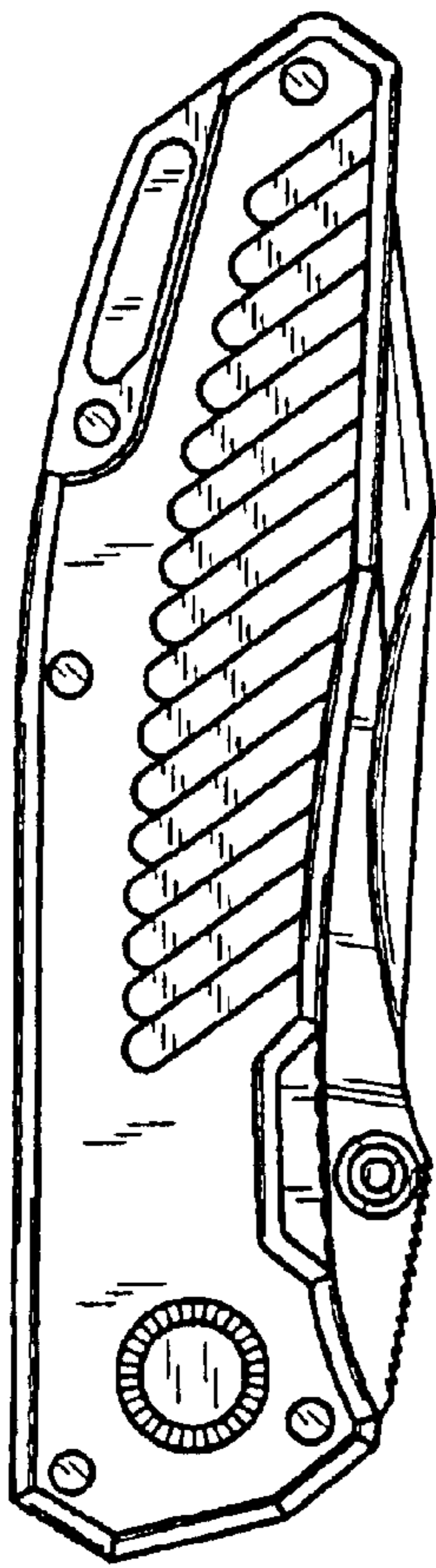


Fig. 7

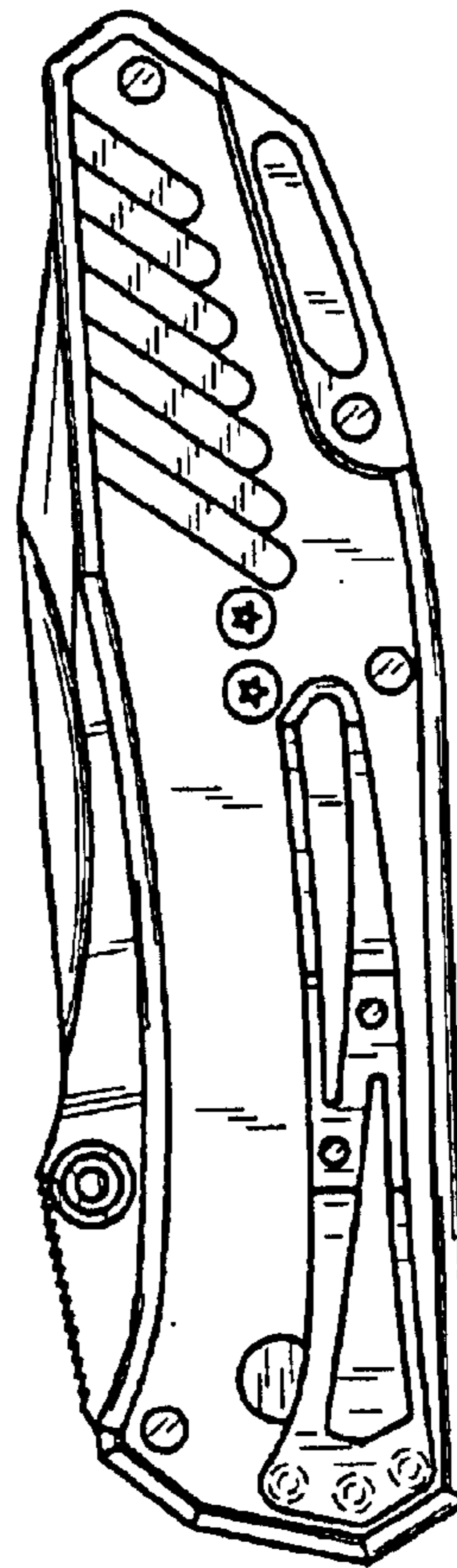


Fig. 8