

US00D496548S1

(12) **United States Design Patent** (10) **Patent No.:** **US D496,548 S**  
**Lynch et al.** (45) **Date of Patent:** **\*\* Sep. 28, 2004**

- (54) **RACK FOR GUN CABINETS, GUN SAFES, OR THE LIKE**
- (75) Inventors: **Peter F. Lynch**, Skaneateles, NY (US); **Scott W. Osiecki**, Skaneateles, NY (US); **Ronald J. Kingston**, Syracuse, NY (US)
- (73) Assignee: **John D. Brush & Co., Inc.**, Rochester, NY (US)
- (\*\*) Term: **14 Years**
- (21) Appl. No.: **29/175,902**
- (22) Filed: **Feb. 12, 2003**
- (51) **LOC (7) Cl.** ..... **06-06**
- (52) **U.S. Cl.** ..... **D6/509; D6/511**
- (58) **Field of Search** ..... **D6/418, 509-511, D6/491-492, 553-554; 211/70.6, 70.8, 87.01, 89.01, 64, 68**

- D247,085 S \* 1/1978 Stoddard ..... D6/328  
 4,871,074 A \* 10/1989 Bryson et al. .... 211/70.6  
 5,454,931 A \* 10/1995 Lauve, Jr. .... 211/64  
 D365,007 S \* 12/1995 Sheftel ..... D6/553  
 5,505,316 A \* 4/1996 Lee ..... 211/70.6  
 5,678,700 A \* 10/1997 Crosson, Jr. .... 211/70.8  
 D392,142 S \* 3/1998 Weisburn et al. .... D6/567  
 D393,164 S \* 4/1998 Russell et al. .... D6/509  
 6,041,947 A \* 3/2000 Heneveld ..... 211/70.6  
 D457,369 S \* 5/2002 Fiscus et al. .... D6/552

\* cited by examiner

*Primary Examiner*—Cathron Brooks

(74) *Attorney, Agent, or Firm*—Jaeckle Fleischmann & Mugel, LLP

(57) **CLAIM**

The ornamental design for a rack for gun cabinets, gun safes, or the like, as shown and described.

**DESCRIPTION**

FIG. 1 is a perspective view of a first embodiment of the design; and,

FIG. 2 is a top view of a first embodiment of the design.

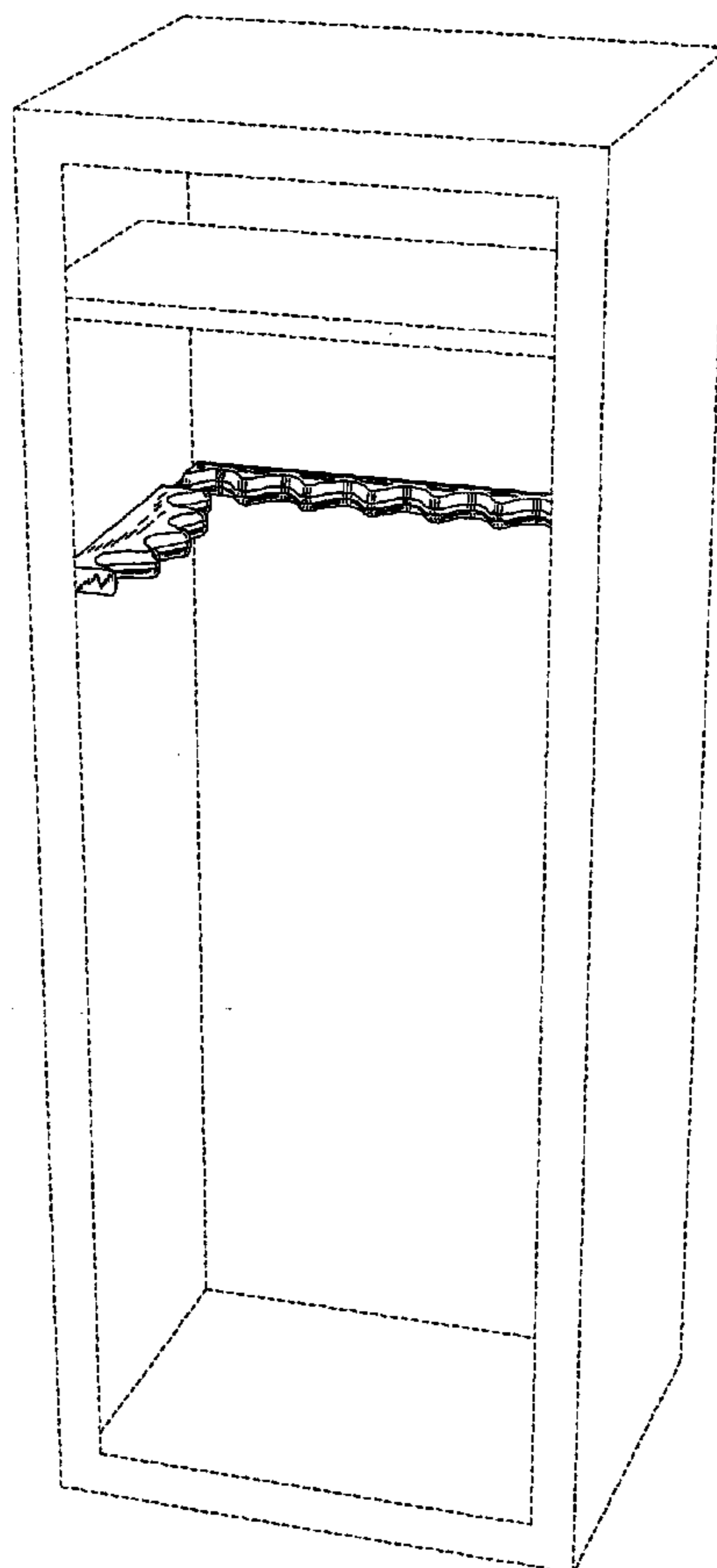
The broken line showing of a cabinet is for illustrative purposes only and forms no part of the claimed design.

(56) **References Cited**

**U.S. PATENT DOCUMENTS**

- D97,999 S \* 12/1935 Hamilton ..... D6/320  
 D126,088 S \* 3/1941 Clouse ..... D6/436  
 3,421,632 A \* 1/1969 Wood ..... 211/70.8  
 4,049,126 A \* 9/1977 Halverson ..... 211/104

**1 Claim, 2 Drawing Sheets**



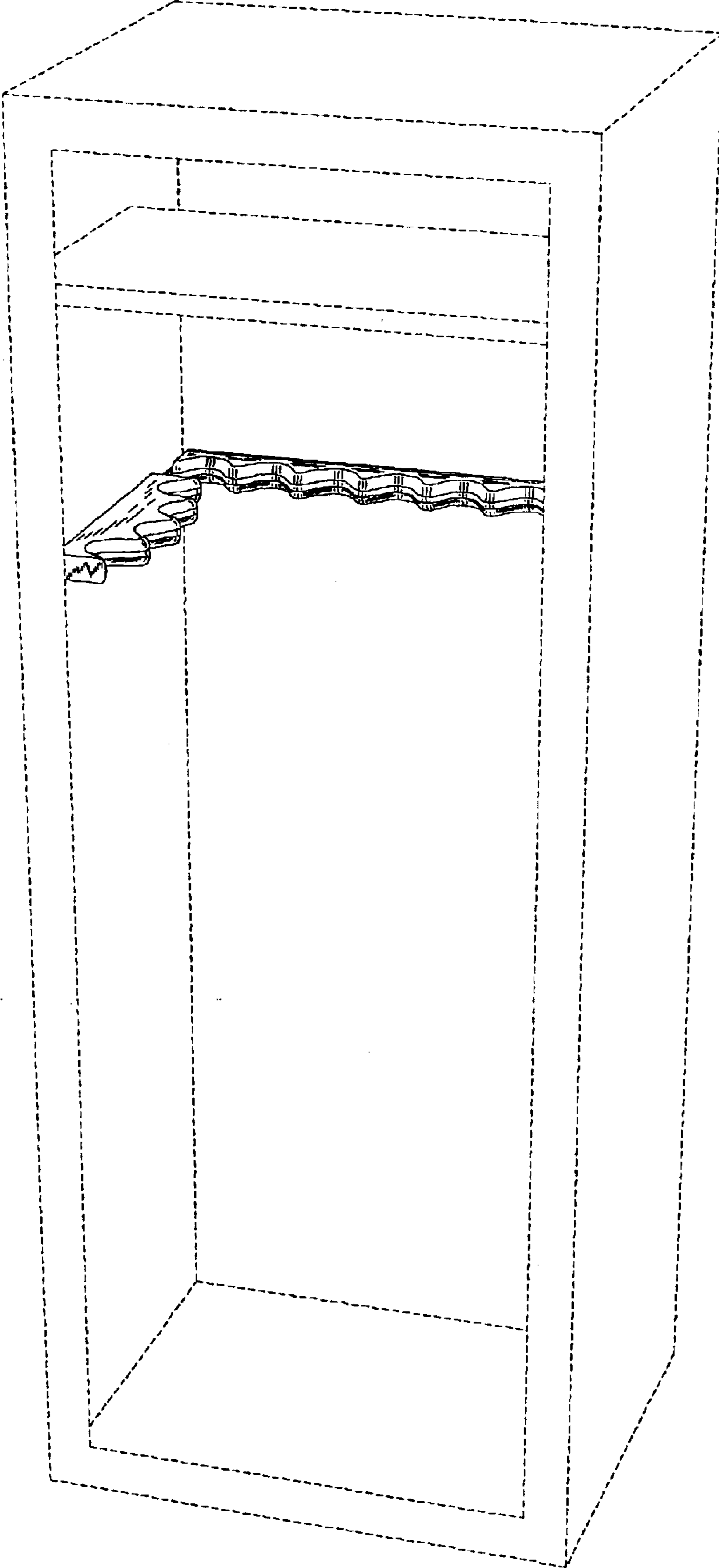


Fig. 1




Fig. 2