



US00D496544S1

(12) **United States Design Patent**
Bosman

(10) **Patent No.:** **US D496,544 S**

(45) **Date of Patent:** **** Sep. 28, 2004**

(54) **DUAL SHELVING UNIT**

(75) **Inventor:** **Scott A. Bosman**, Green Bay, WI (US)

(73) **Assignee:** **Krueger International, Inc.**, Green Bay, WI (US)

(**) **Term:** **14 Years**

(21) **Appl. No.:** **29/186,912**

(22) **Filed:** **Jul. 24, 2003**

Related U.S. Application Data

(62) Division of application No. 29/162,062, filed on Jun. 7, 2002, now Pat. No. Des. 480,232.

(51) **LOC (7) Cl.** **06-04**

(52) **U.S. Cl.** **D6/479**

(58) **Field of Search** D6/477-479; 108/59, 108/92, 93, 106, 107, 144.11; 211/42, 43, 49.1, 134, 153, 207

(56) **References Cited**

U.S. PATENT DOCUMENTS

- D283,958 S 5/1986 Payne, Jr.
- D341,043 S 11/1993 Pessa
- D341,271 S 11/1993 Pessa
- D341,272 S 11/1993 Pessa

- D342,846 S * 1/1994 Stefanowicz D6/479
- D343,536 S * 1/1994 Pessa D6/479
- D345,657 S 4/1994 Pessa
- D359,633 S 6/1995 Bubb
- D361,680 S * 8/1995 Palsson D6/479
- D376,056 S 12/1996 Kelly
- D403,180 S * 12/1998 Gelman D6/478
- D456,641 S * 5/2002 Carrabba D6/479

* cited by examiner

Primary Examiner—Cathron Brooks

(74) *Attorney, Agent, or Firm*—Boyle, Fredrickson, Newholm, Stein & Grate, S.C.

(57) **CLAIM**

The ornamental design of a dual shelving unit, as shown and described.

DESCRIPTION

FIG. 1 is an isometric view of dual shelving unit, incorporating my new design;
 FIG. 2 is an end elevation view;
 FIG. 3 is an opposite end elevation view thereof;
 FIG. 4 is a top plan view thereof; and,
 FIG. 5 is a bottom plan view thereof.
 The broken lines shown are for illustrative purposes only and form no part of the claimed design.

1 Claim, 2 Drawing Sheets

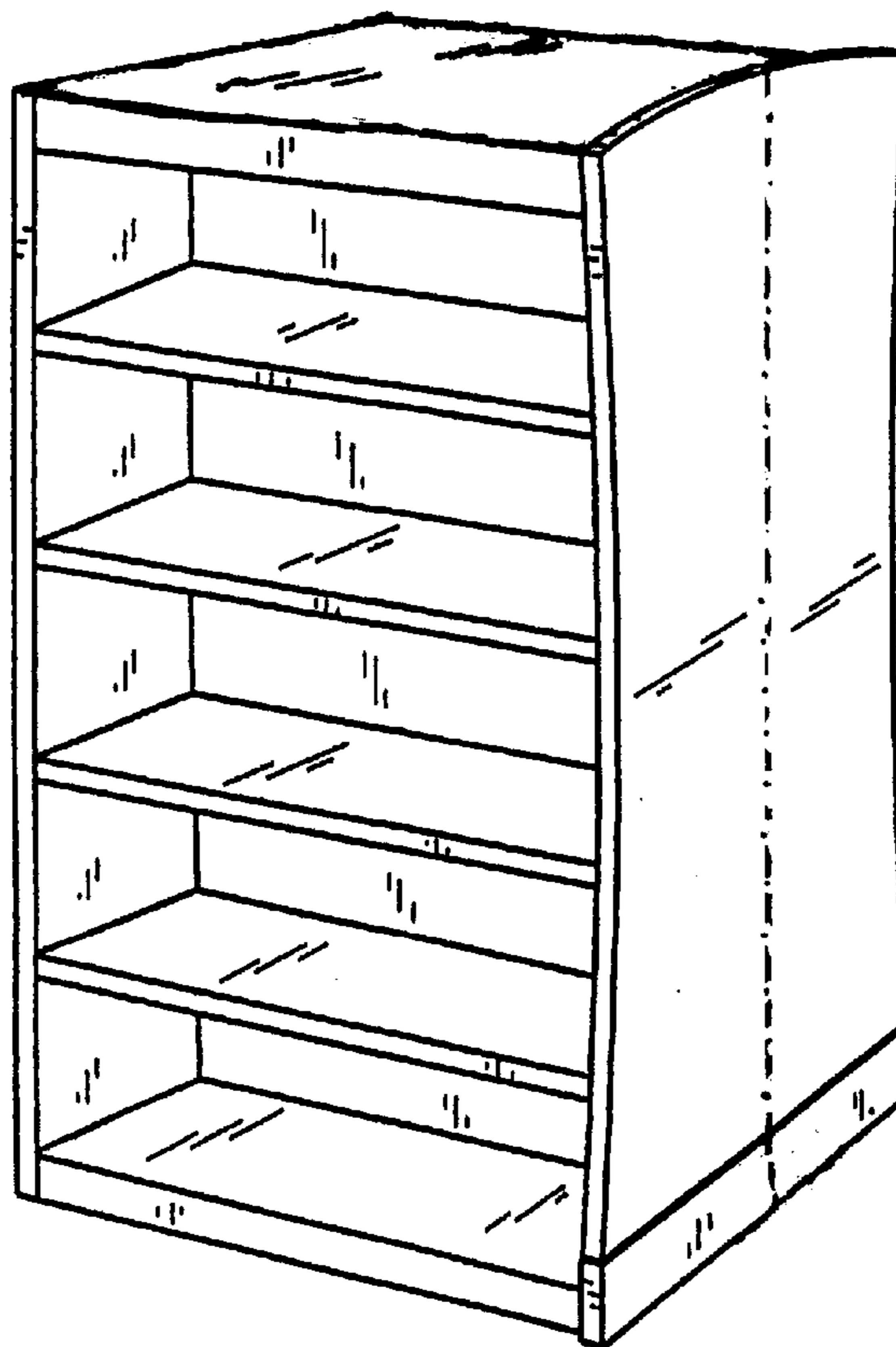


FIG. 1

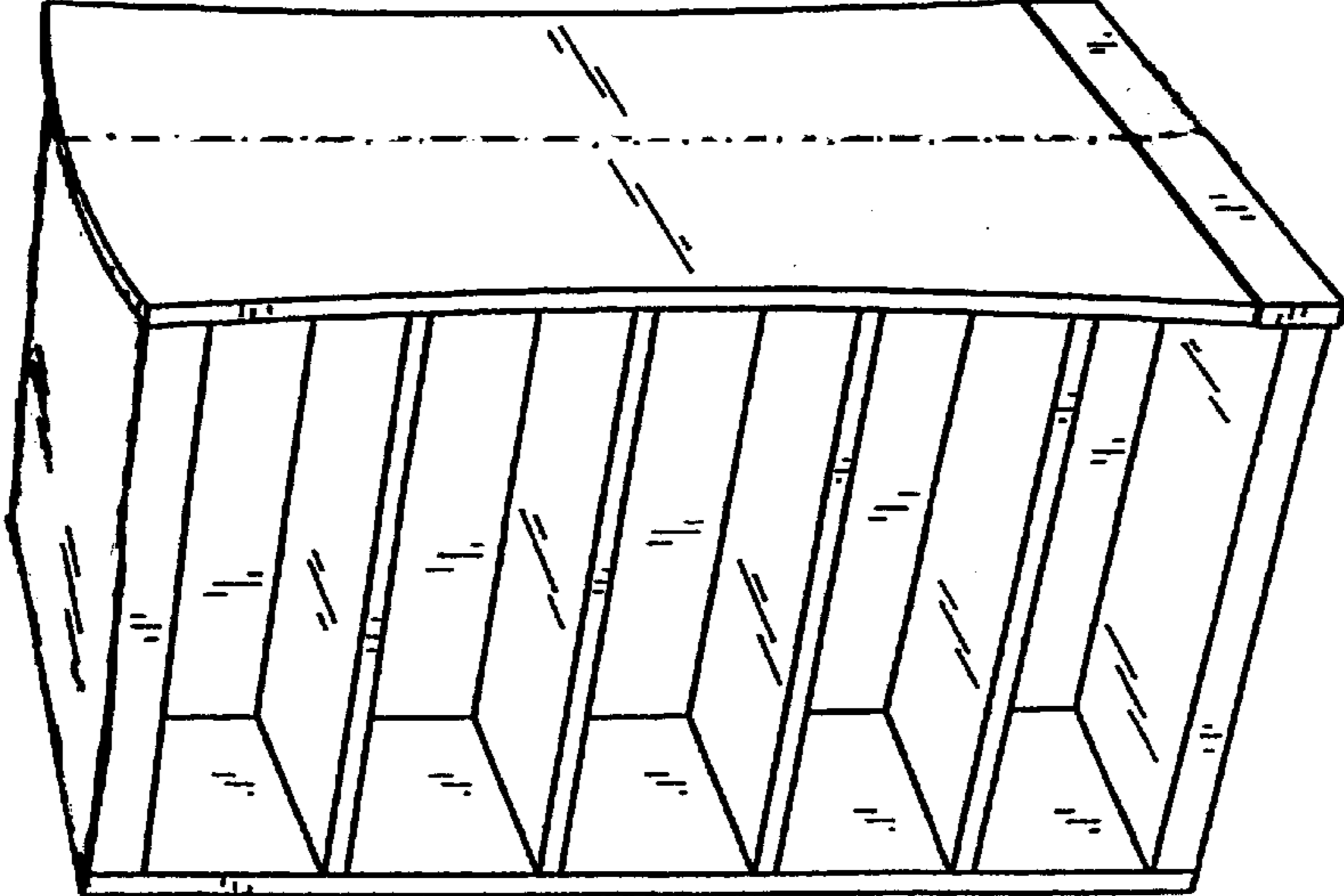


FIG. 2

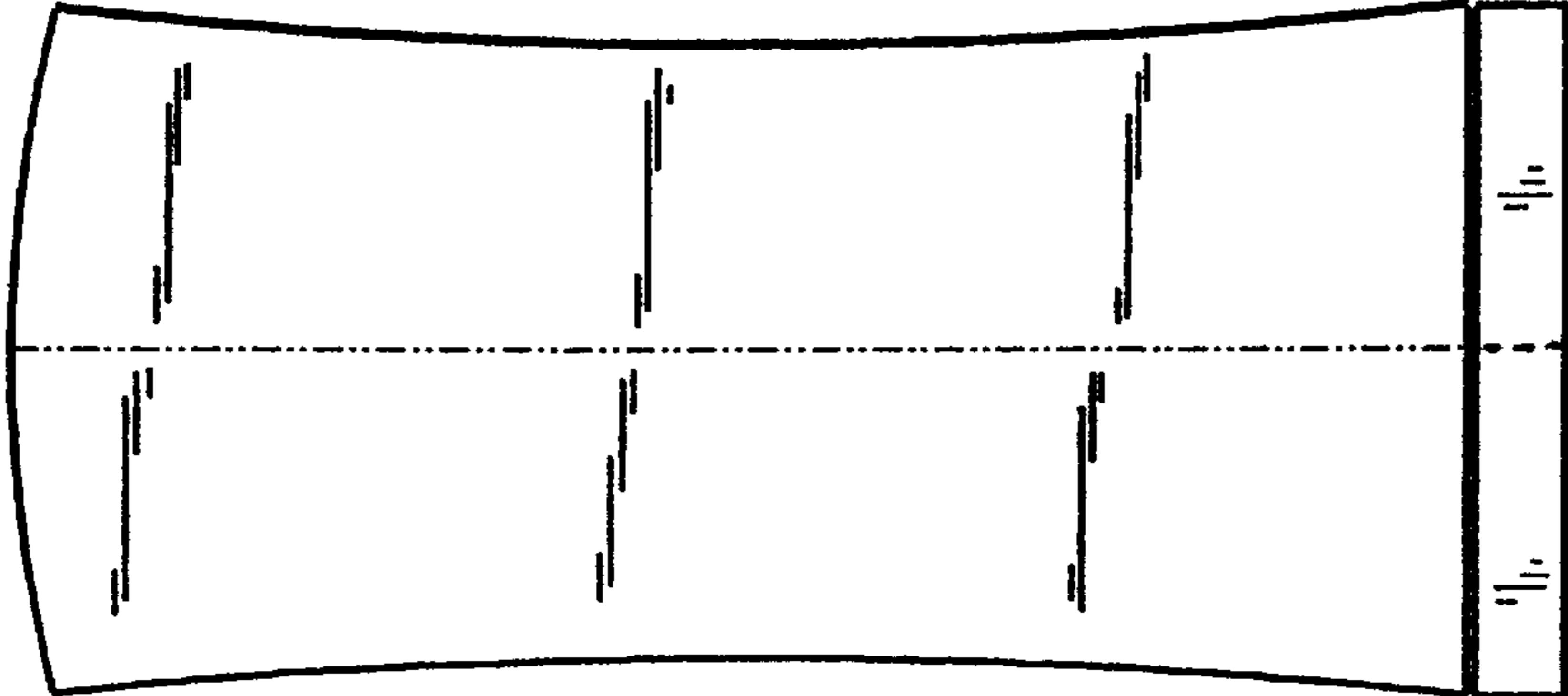
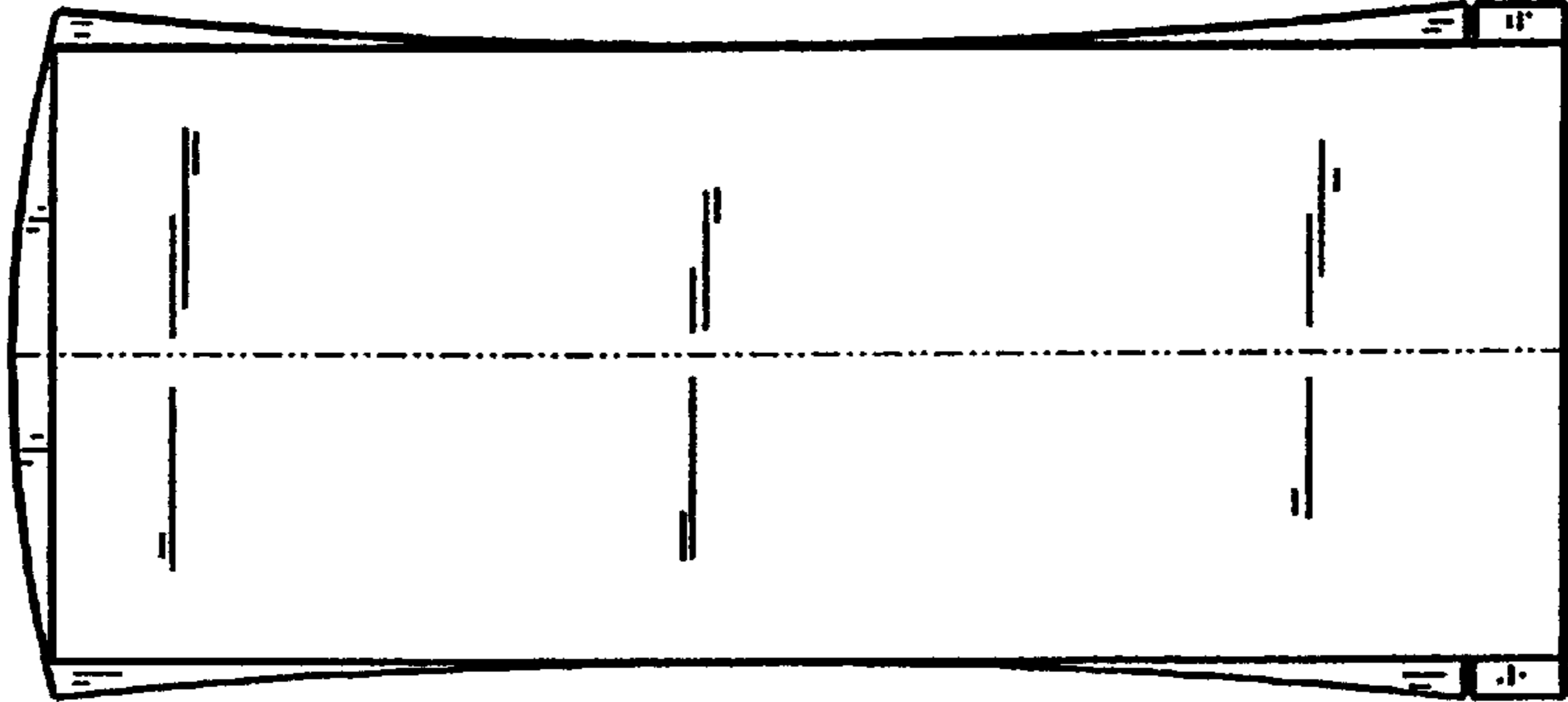


FIG. 3






FIG. 5




FIG. 4