

US00D496534S1

(12) **United States Design Patent**
Pfeiffer

(10) **Patent No.:** **US D496,534 S**

(45) **Date of Patent:** **** Sep. 28, 2004**

(54) **SURFACE CONFIGURATION OF A VEHICLE SEAT**

D391,087 S * 2/1998 Sacco et al. D6/356
D442,376 S * 5/2001 Norman D6/356
D453,078 S * 1/2002 Yamazaki et al. D6/356
D465,344 S * 11/2002 Siegert D6/356

(75) Inventor: **Peter Pfeiffer**, Boeblingen (DE)

* cited by examiner

(73) Assignee: **DaimlerChrysler AG**, Stuttgart (DE)

(**) Term: **14 Years**

Primary Examiner—Mimosa De

(74) *Attorney, Agent, or Firm*—Crowell & Moring LLP

(21) Appl. No.: **29/199,313**

(57) **CLAIM**

(22) Filed: **Feb. 13, 2004**

The ornamental design for a surface configuration of a vehicle seat, as shown and described.

(30) **Foreign Application Priority Data**

Aug. 27, 2003 (DE) 4 03 05 565

DESCRIPTION

(51) **LOC (7) Cl.** **06-01**

FIG. 1 is a front view of a surface configuration of a vehicle seat according to my novel design;

(52) **U.S. Cl.** **D6/356**

FIG. 2 is a left side view of the surface configuration of a vehicle seat according to my novel design; and,

(58) **Field of Search** D6/334, 356, 366,
D6/367, 368, 374, 375, 381, 500–502;
297/232, 284.3, 353, 354.1, 391, 396, 452.21,
452.24, 452.26, 452.29, 452.34, 452.35

FIG. 3 is a rear view of the surface configuration of a vehicle seat according to my novel design.

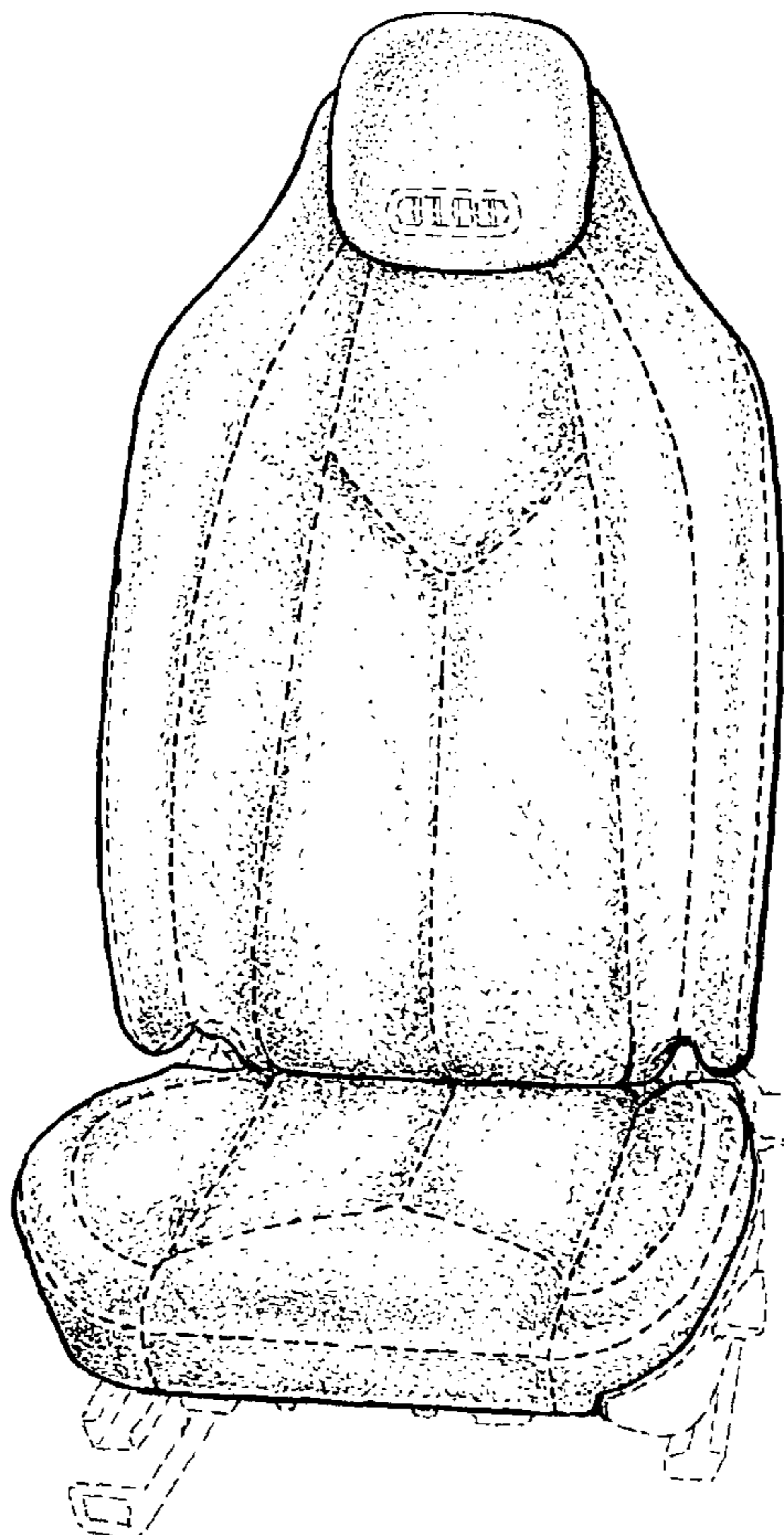
(56) **References Cited**

The broken lines are for illustrative purposes only and form no part of the claimed design.

U.S. PATENT DOCUMENTS

D83,720 S * 3/1931 Cleaveland D6/356

1 Claim, 2 Drawing Sheets



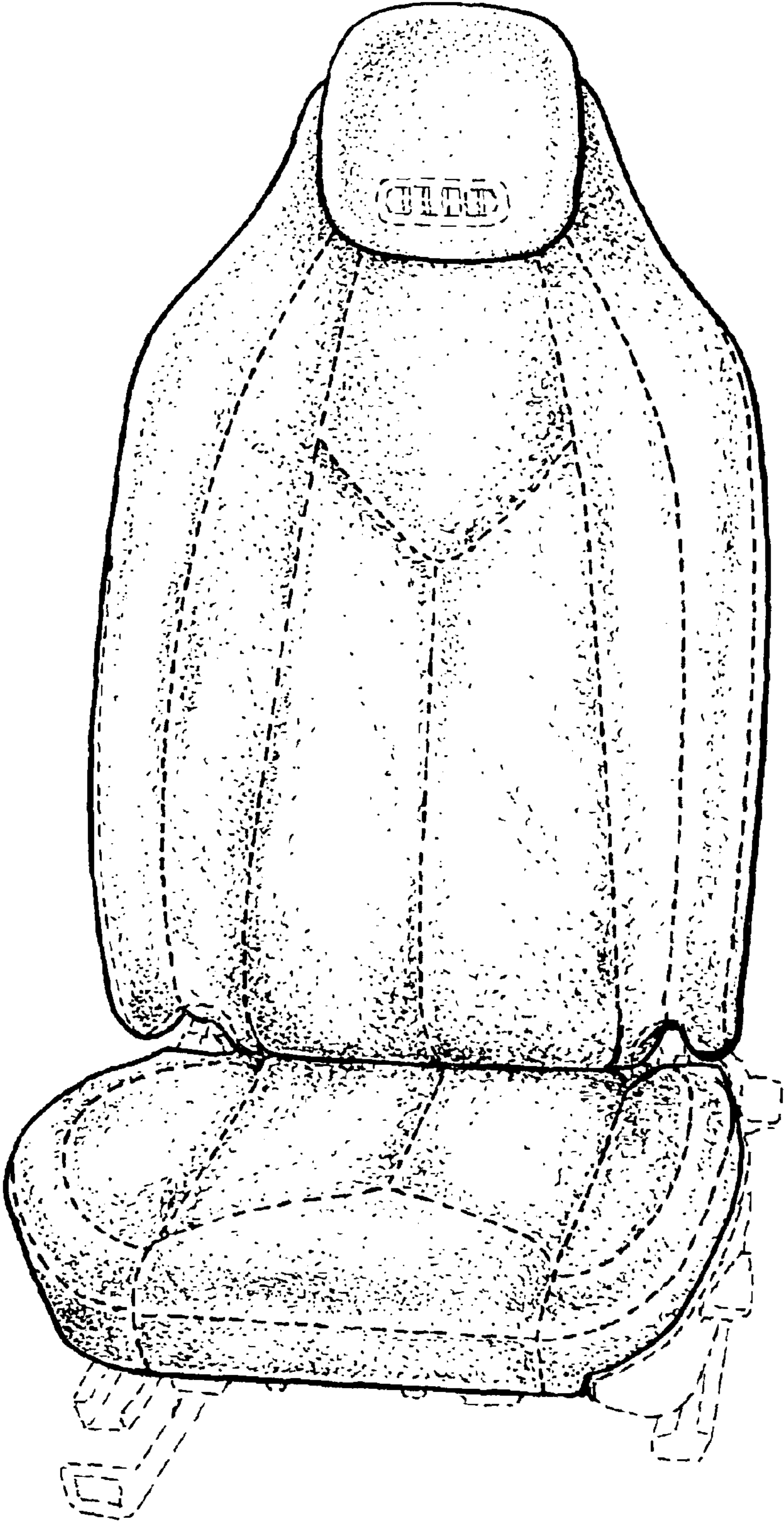


FIG. 1

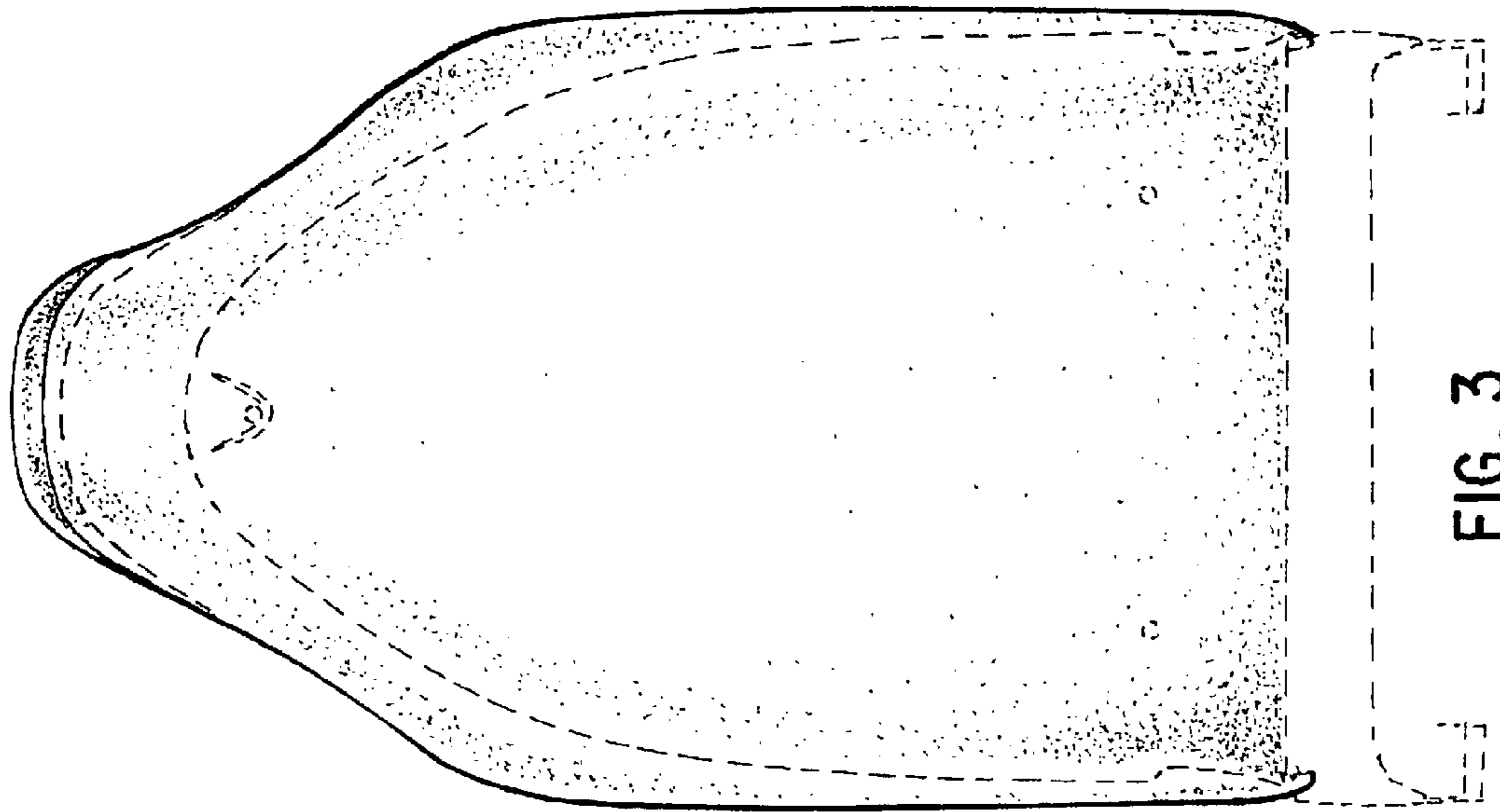


FIG. 3

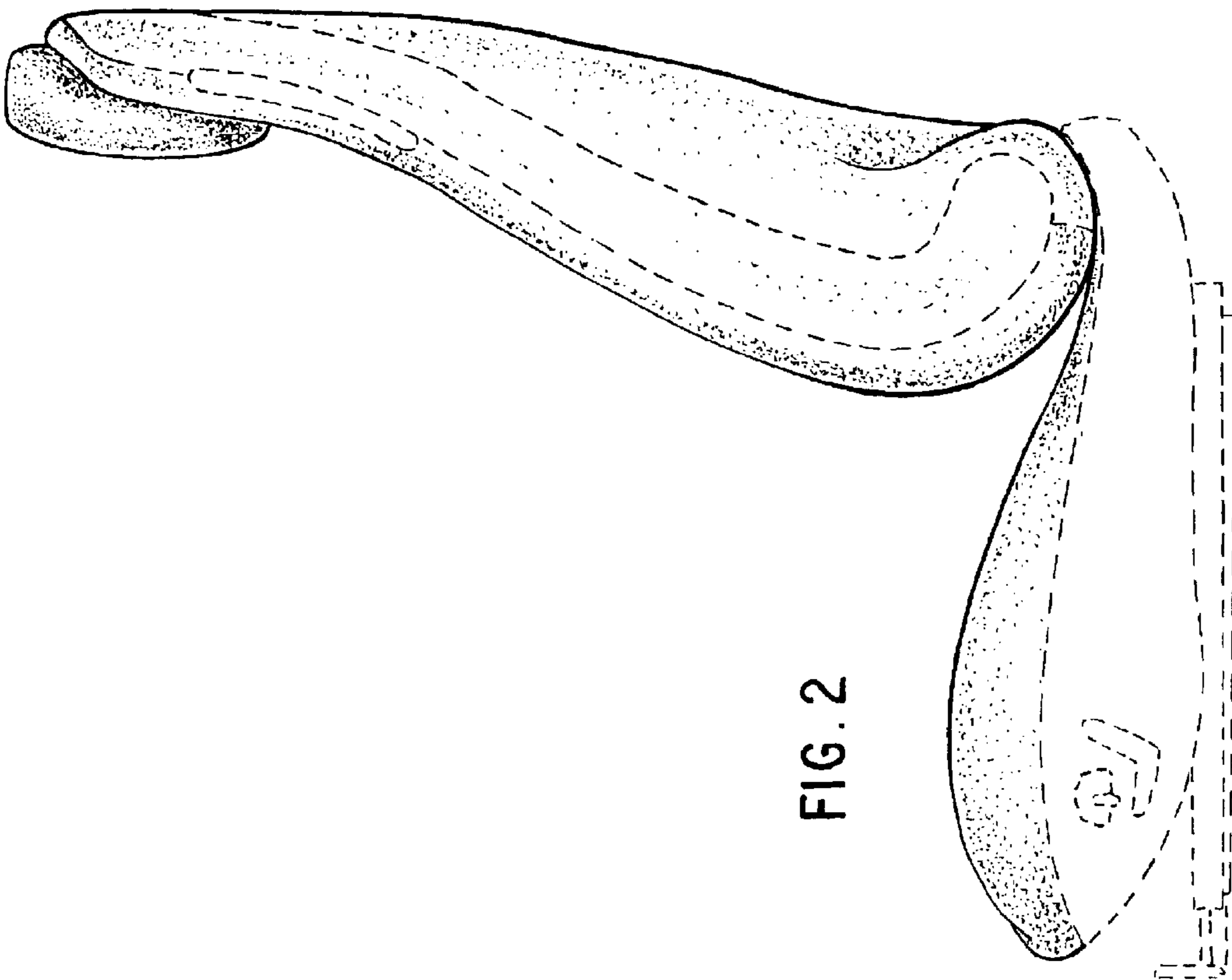


FIG. 2