

US00D496528S1

(12) **United States Design Patent** (10) **Patent No.:** **US D496,528 S**
Mueller (45) **Date of Patent:** **** Sep. 28, 2004**

(54) **SIDE ELEMENT OF A SHOE UPPER**

- (75) Inventor: **Nicole Mueller**, Portland, OR (US)
(73) Assignee: **Nike, Inc.**, Beaverton, OR (US)
(**) Term: **14 Years**
(21) Appl. No.: **29/201,433**
(22) Filed: **Mar. 15, 2004**
(51) **LOC (7) Cl.** **02-99**
(52) **U.S. Cl.** **D2/972**
(58) **Field of Search** D2/902, 907, 908,
D2/943, 944, 969, 972-974; 36/45, 50.1,
77 M, 77 R, 83, 88, 113, 114, 126-130

(56) **References Cited**

U.S. PATENT DOCUMENTS

4,255,877 A	3/1981	Bowerman	
D295,230 S	4/1988	Tong	
D297,181 S	8/1988	Selbiger et al.	
D297,184 S	8/1988	Tong	
D298,283 S	11/1988	Swett et al.	
D302,899 S	8/1989	Brown	
D304,387 S	11/1989	Brown	
D311,268 S	10/1990	Hatfield	
D315,054 S	3/1991	Hatfield	
D326,353 S	5/1992	Close	
D330,625 S	11/1992	Lucas	
D333,209 S	2/1993	Greene	
D372,577 S	8/1996	Lozano	
D391,051 S	2/1998	Blakeslee et al.	
D392,793 S	3/1998	Koh	
D400,698 S	11/1998	Koh	
D412,235 S	7/1999	Taylor et al.	
D431,349 S	* 10/2000	Matis et al.	D2/969
D431,899 S	10/2000	Cooper	
D434,894 S	12/2000	Burt	
D463,100 S	9/2002	Lupo et al.	
D475,520 S	* 6/2003	Avar	D2/972
D476,146 S	* 6/2003	Hlavacs	D2/972
D476,796 S	* 7/2003	Meza et al.	D2/907

OTHER PUBLICATIONS

- “Nike Footwear Catalog,” Spring 1990, published Jun. 1989 (pp. M24, W44), Beaverton, Oregon.
“Nike Footwear Catalog,” Holiday 1996, published Mar. 1996 (p. M114), Beaverton, Oregon.
“Nike Footwear Catalog,” Late Spring 1996, published Aug. 1995 (p. W137), Beaverton, Oregon.
“Nike Footwear Catalog,” Late Spring 1997, published Sep. 1996 (p. W237), Beaverton, Oregon.
“Nike Footwear Catalog,” Holiday 1997, published Mar. 1997 (p. W179), Beaverton, Oregon.

(List continued on next page.)

Primary Examiner—Dominic Simone
(74) *Attorney, Agent, or Firm*—TraskBritt

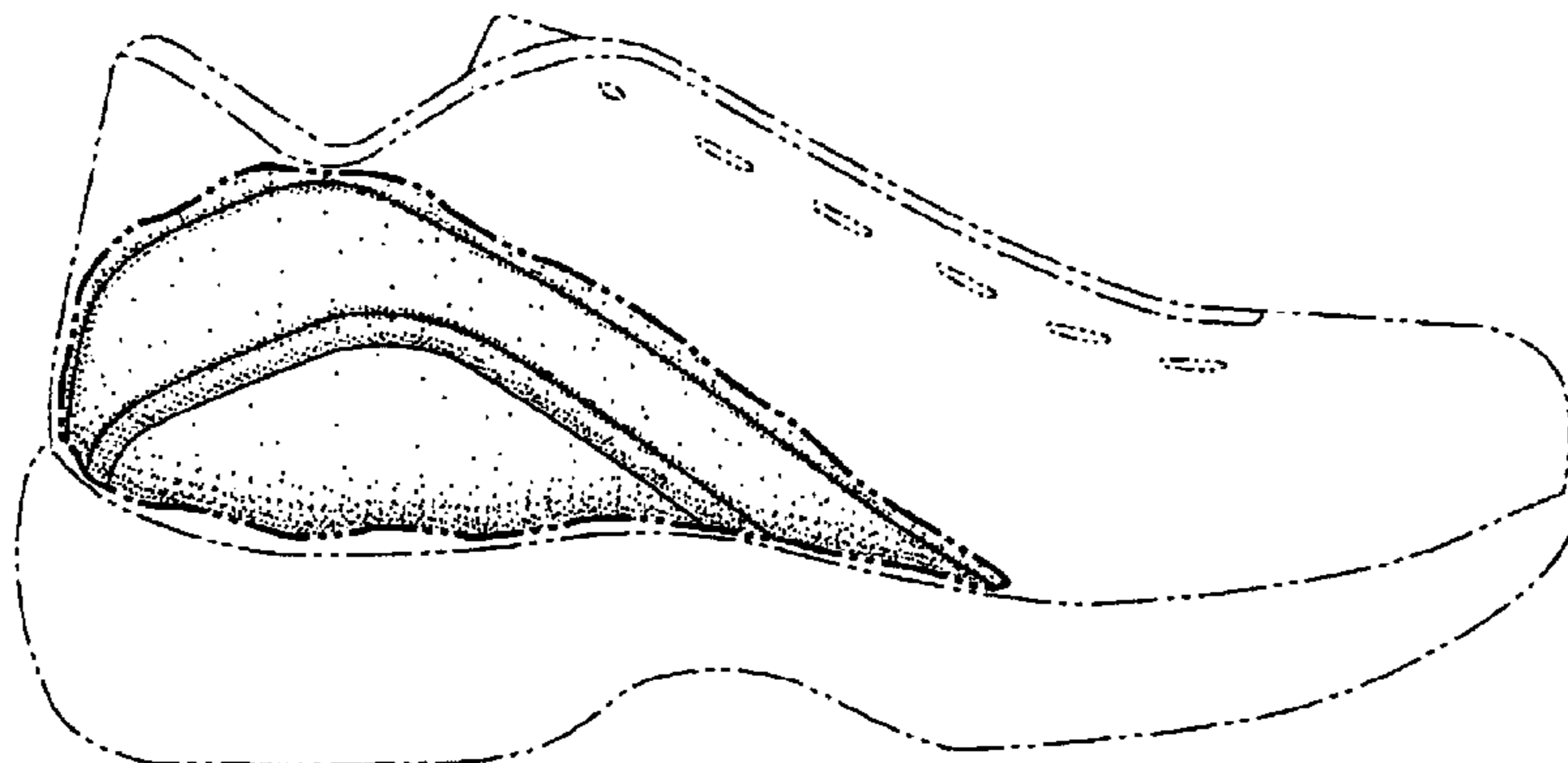
(57) **CLAIM**

The ornamental design for a side element of a shoe upper, as shown and described.

DESCRIPTION

FIG. 1 is a perspective view of a side element of a shoe upper showing my new design;
FIG. 2 is a side view of the side element of a shoe upper shown in FIG. 1;
FIG. 3 is a front view of the side element of a shoe upper shown in FIG. 1;
FIG. 4 is a rear view of the side element of a shoe upper shown in FIG. 1; and,
FIG. 5 is a top view of the side element of a shoe upper shown in FIG. 1.
The uneven broken line immediately adjacent to the shaded area represents the bounds of the claimed design. All other uneven broken lines represent the remaining portion of the shoe. The uneven broken line representations in FIGS. 1-5 are for illustrative purposes only and form no part of the claimed design.

1 Claim, 2 Drawing Sheets



OTHER PUBLICATIONS

“Nike Footwear Catalog,” Spring 1998, published Jun. 1997 (p. W158), Beaverton, Oregon.

“Nike Footwear Catalog,” Fall 1998, published Nov. 1997 (p. M7), Beaverton, Oregon.

“Nike Footwear Catalog,” Late Spring 1999, published Sep. 1998 (p. W12), Beaverton, Oregon.

“Nike Footwear Catalog,” Fall 1999, published Nov. 1998 (p. M50), Beaverton, Oregon.

“Nike Footwear Catalog,” Spring 2000, published Jul. 1999 (p. W63), Beaverton, Oregon.

“Nike Footwear Catalog,” Fall 2000, published Nov. 1999 (p. W16), Beaverton, Oregon.

“Nike Footwear Catalog,” Spring 2002, published Jun. 2001 (p. M17), Beaverton, Oregon.

“Nike Footwear Catalog,” Fall 2002, published Nov. 2001 (pp. M39, M100), Beaverton, Oregon.

“Nike Footwear Catalog,” Spring 2003, published Jun. 2002 (pp. M74, M75), Beaverton, Oregon.

“Nike Footwear Catalog,” Late Spring 2003, published Sep. 2002 (pp. M56, M57), Beaverton, Oregon.

Nike Footwear Catalog, Fall 2003, published Nov. 2002 (p. W45), Beaverton, Oregon.

Nike Footwear Catalog, Fall 2004, published Nov. 2003 (p. W16), Beaverton, Oregon.

* cited by examiner




FIG. 1

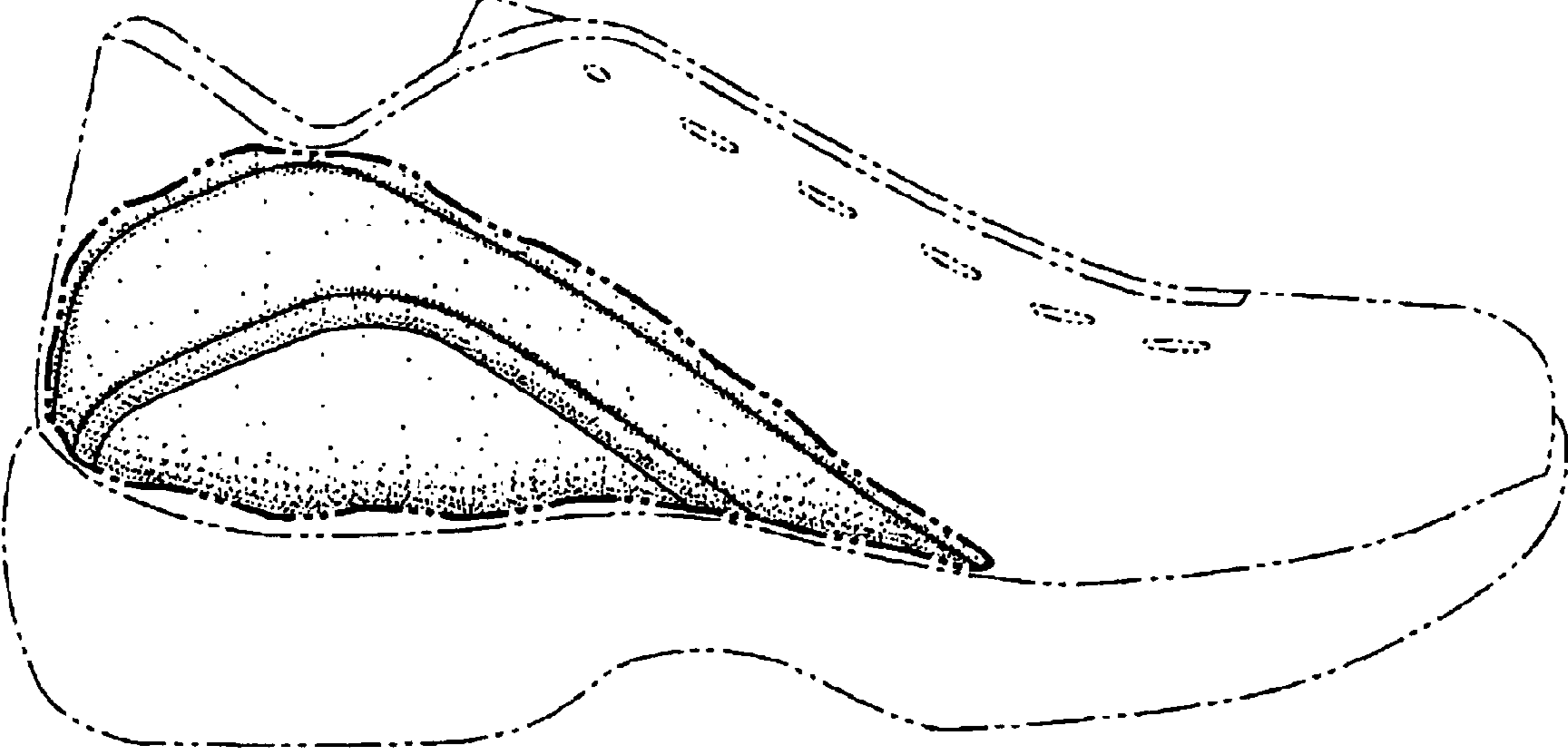


FIG. 2

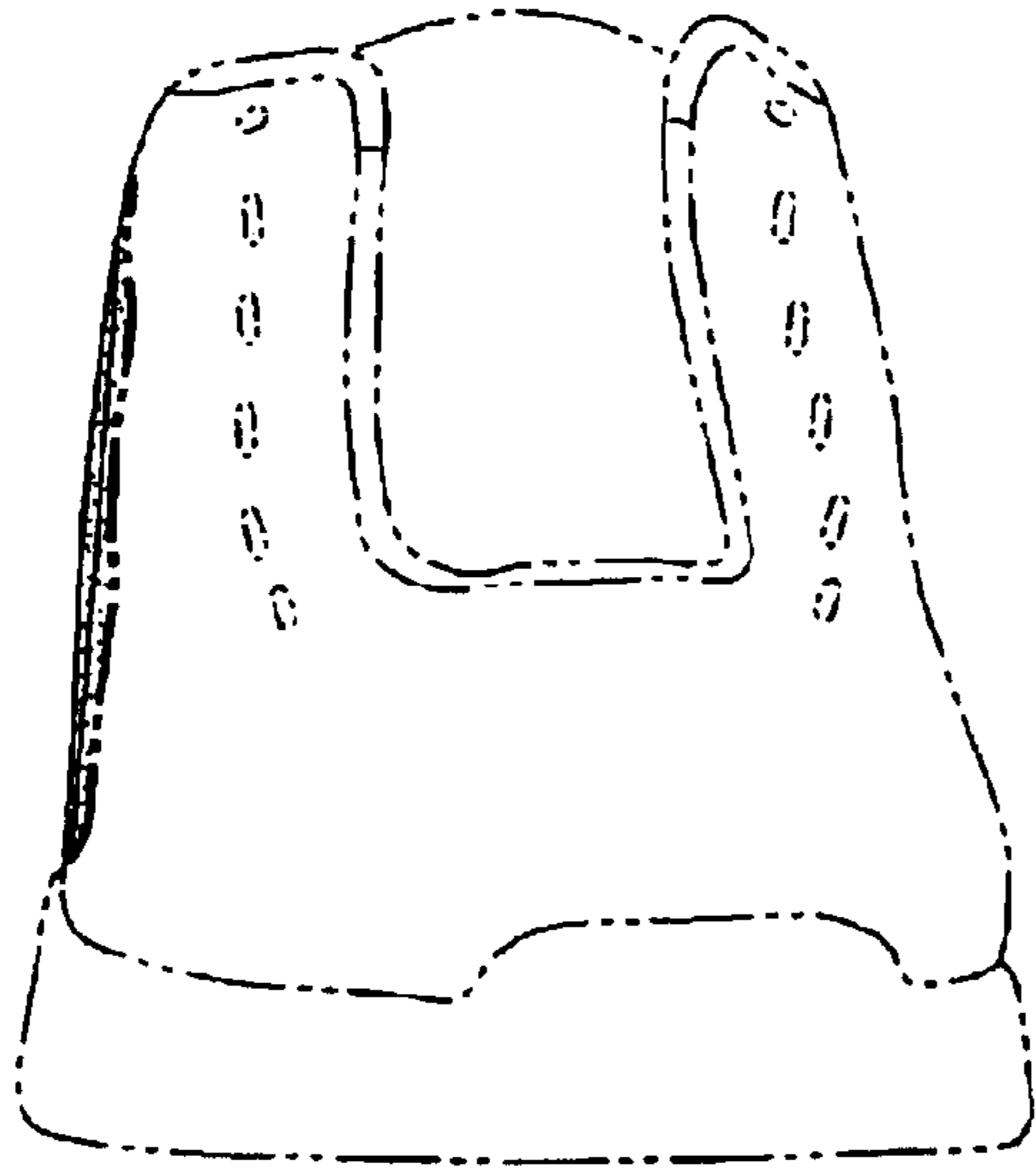


FIG. 3

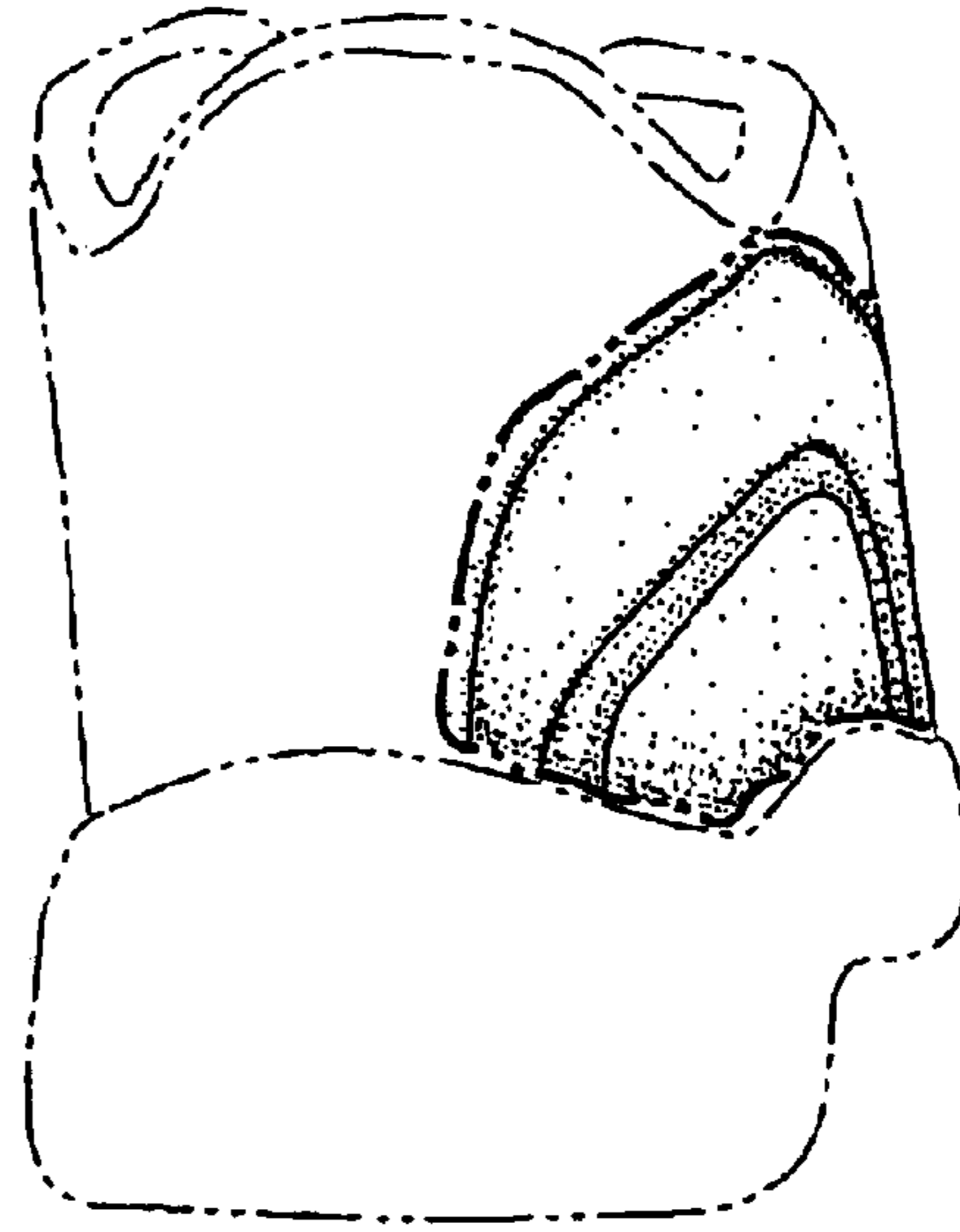


FIG. 4

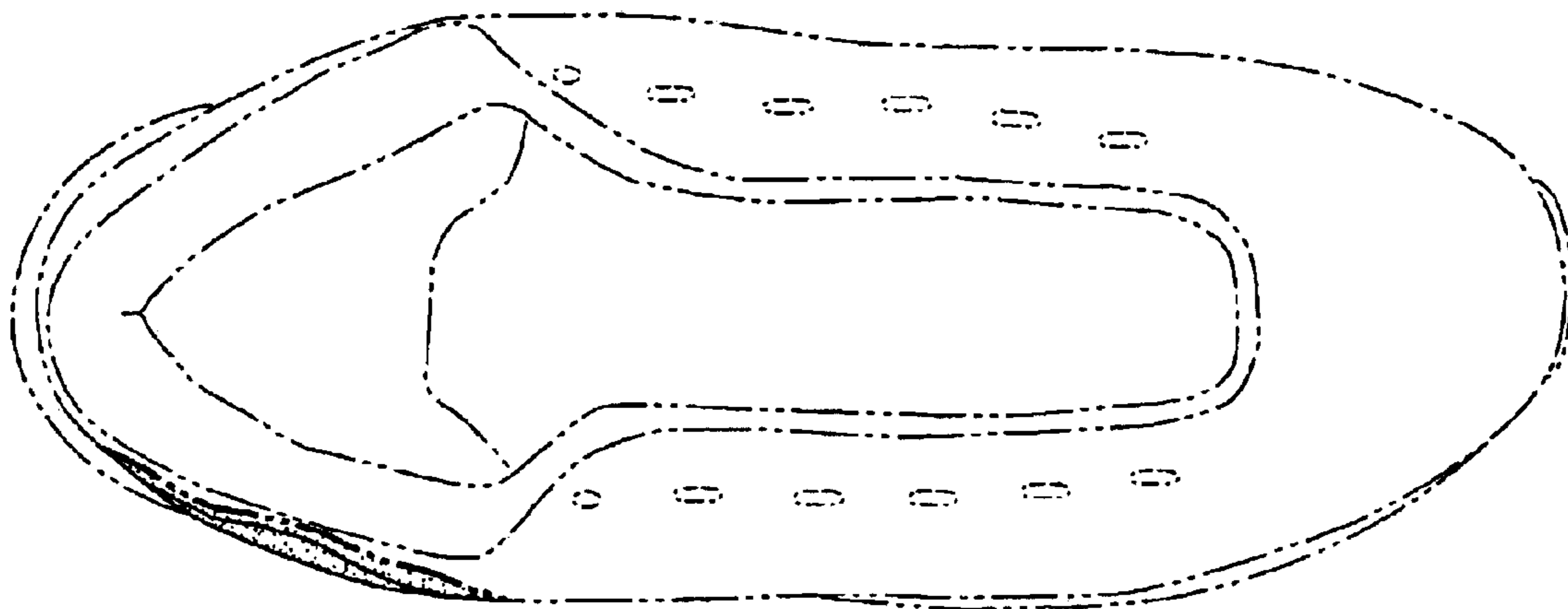


FIG. 5