



US00D496526S1

(12) **United States Design Patent**
Grisoni et al.

(10) **Patent No.:** **US D496,526 S**
(45) **Date of Patent:** **** Sep. 28, 2004**

(54) **PAIR OF SHOE INSERTS**

D484,299 S * 12/2003 Van Diepen et al. D2/961

(75) Inventors: **Bernard F. Grisoni**, Cordova, TN (US); **Richard T. Avent**, Memphis, TN (US); **Laura J. Crane**, Williston, TN (US)

* cited by examiner

Primary Examiner—Dominic Simone
(74) *Attorney, Agent, or Firm*—Henry Hadad

(73) Assignee: **Schering-Plough Healthcare Products, Inc.**, Memphis, TN (US)

(57) **CLAIM**

The ornamental design for a pair of shoe inserts, as shown and described.

(**) Term: **14 Years**

DESCRIPTION

(21) Appl. No.: **29/188,423**

FIG. 1 is a perspective view of a pair of shoe inserts, showing the top, the rear, and a side of our new design;

(22) Filed: **Aug. 18, 2003**

FIG. 2 is a perspective view of the pair of shoe inserts of FIG. 1, showing the bottom, front, and opposite side;

(51) **LOC (7) Cl.** **02-99**

(52) **U.S. Cl.** **D2/961**

FIG. 3 is an elevational view of the front of the pair of shoe inserts;

(58) **Field of Search** D2/946, 961; 36/43, 36/145-147, 154, 155, 166, 173, 174, 180

FIG. 4 is an elevational view of the back of the pair of shoe inserts;

(56) **References Cited**

U.S. PATENT DOCUMENTS

2,159,054	A	*	5/1939	Silver	36/145
2,253,429	A	*	8/1941	Hess	36/180
2,904,814	A	*	9/1959	Scholl	36/154
2,917,846	A	*	12/1959	Scholl	36/145
D354,616	S	*	1/1995	Schroer, Jr.	D2/961
D396,550	S	*	8/1998	Feldman et al.	D2/961

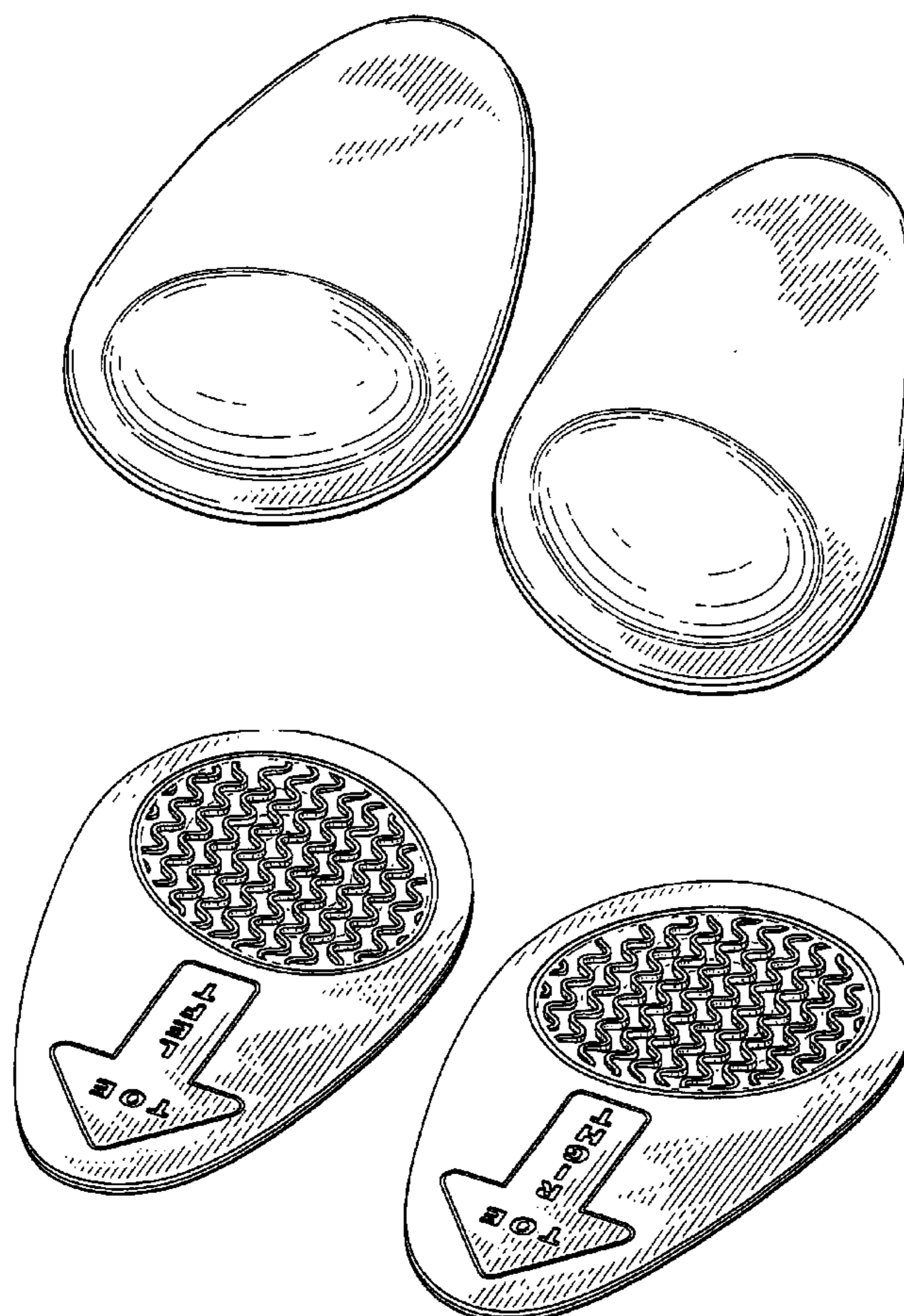
FIG. 5 is an elevational view of the right side of the left shoe insert or the left side of the right shoe insert;

FIG. 6 is an elevational view of the left side of the left shoe insert or the right side of the right shoe insert;

FIG. 7 is a plan view of the top of the pair of shoe inserts; and,

FIG. 8 is a plan view of the bottom of the pair of shoe inserts.

1 Claim, 4 Drawing Sheets



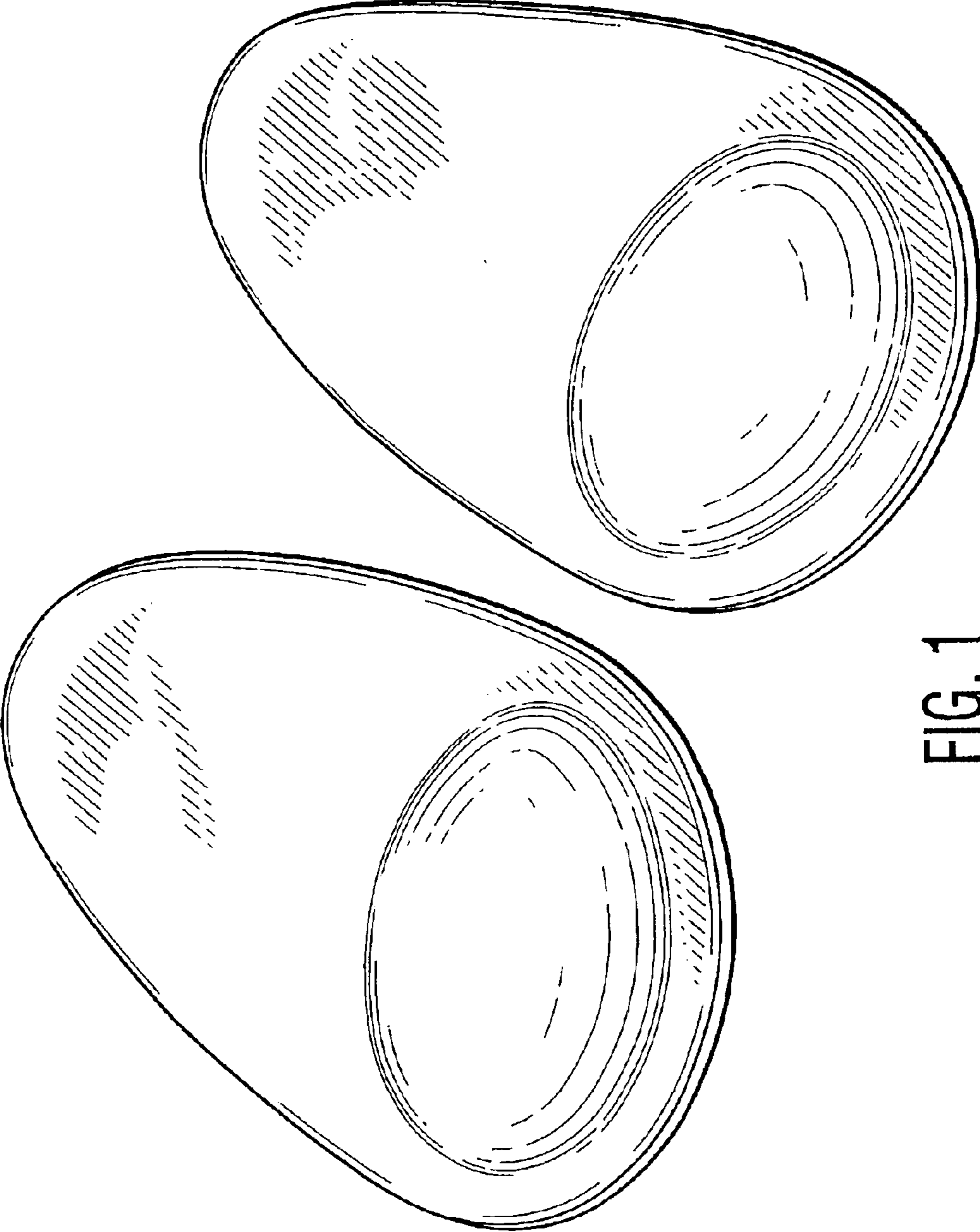


FIG. 1




FIG. 2



FIG. 3



FIG. 4



FIG. 5




FIG. 6

