

US00D496525S1

(12) **United States Design Patent**
Dykstra

(10) **Patent No.:** **US D496,525 S**
(45) **Date of Patent:** **** Sep. 28, 2004**

(54) **FOOTWEAR SOLE**
(75) **Inventor:** **Ronald A. Dykstra**, Grandville, MI
(US)
(73) **Assignee:** **Wolverine World Wide, Inc.**,
Rockford, MI (US)
(**) **Term:** **14 Years**

(21) **Appl. No.:** **29/189,997**
(22) **Filed:** **Sep. 12, 2003**

(51) **LOC (7) Cl.** **02-04**
(52) **U.S. Cl.** **D2/960; D2/957**
(58) **Field of Search** D2/947-949, 951-960;
D5/4, 6, 8, 12, 16, 25, 32, 43, 56, 66; 36/3 B,
22 R, 25 R, 28, 32 A, 32 R, 59 R, 67,
67 B

(56) **References Cited**

U.S. PATENT DOCUMENTS

D326,014 S * 5/1992 Issler D2/952
D332,863 S * 2/1993 Lucas D2/957
D340,571 S * 10/1993 Novy D2/959
D398,143 S * 9/1998 Meyer D2/951
D401,040 S * 11/1998 Schneider D2/951
D401,045 S * 11/1998 Greenberg D2/960
D413,012 S * 8/1999 Challant D2/960
D427,758 S * 7/2000 Schneider D2/959
D432,766 S * 10/2000 von Conta D2/957
D441,946 S * 5/2001 Agnew et al. D2/960
D453,989 S * 3/2002 Cagner D2/959
D462,160 S * 9/2002 Kung D2/960
D464,477 S * 10/2002 Adams D2/960

D469,949 S * 2/2003 Koo D2/960
D470,297 S * 2/2003 Wilson D2/960
D470,649 S * 2/2003 Wilson D2/960
D479,035 S * 9/2003 Adams et al. D2/959
D487,331 S * 3/2004 Rogers et al. D2/952

OTHER PUBLICATIONS

Hy-Test, 1997 Catalog, pp 10, 18, 22-23 and 37.

* cited by examiner

Primary Examiner—Celia A. Murphy

(74) *Attorney, Agent, or Firm*—Warner Norcross & Judd
LLP

(57) **CLAIM**

The ornamental design for footwear sole, as shown and described.

DESCRIPTION

FIG. 1 is a perspective view of the footwear sole embodying the new design;

FIG. 2 is a bottom plan view thereof;

FIG. 3 is a right side elevational view thereof;

FIG. 4 is a left side elevational view thereof;

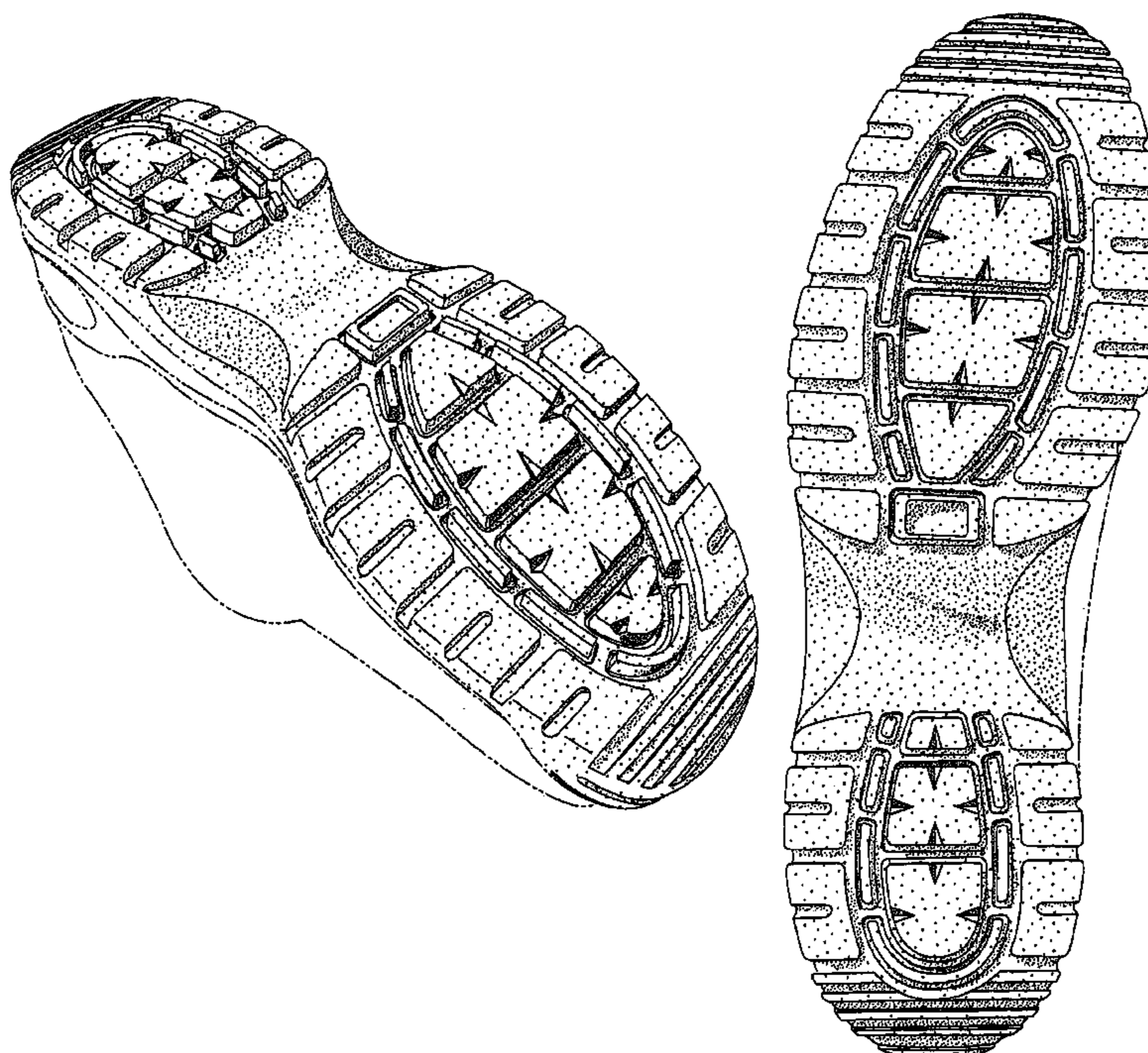
FIG. 5 is a front elevational view thereof; and,

FIG. 6 is a rear elevational view thereof.

FIGS. 1-6 show portions of an upper and a midsole in broken lines. The upper and midsole are shown for environmental purposes and do not form any part of the claimed design.

The broken lines adjacent to the shaded surfaces define the boundary of the design, with the broken lines forming no part of the claim.

1 Claim, 4 Drawing Sheets



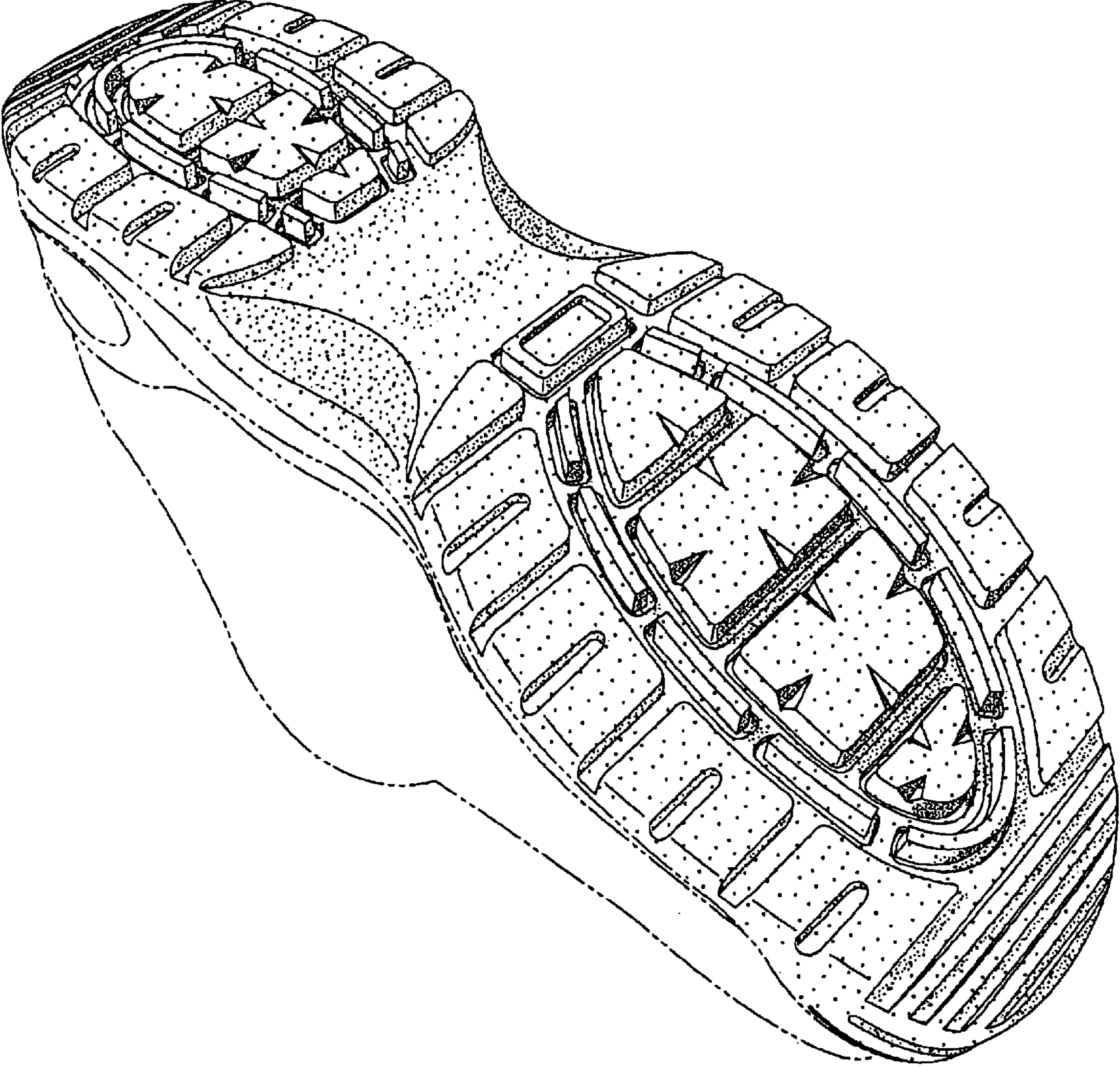


Fig. 1

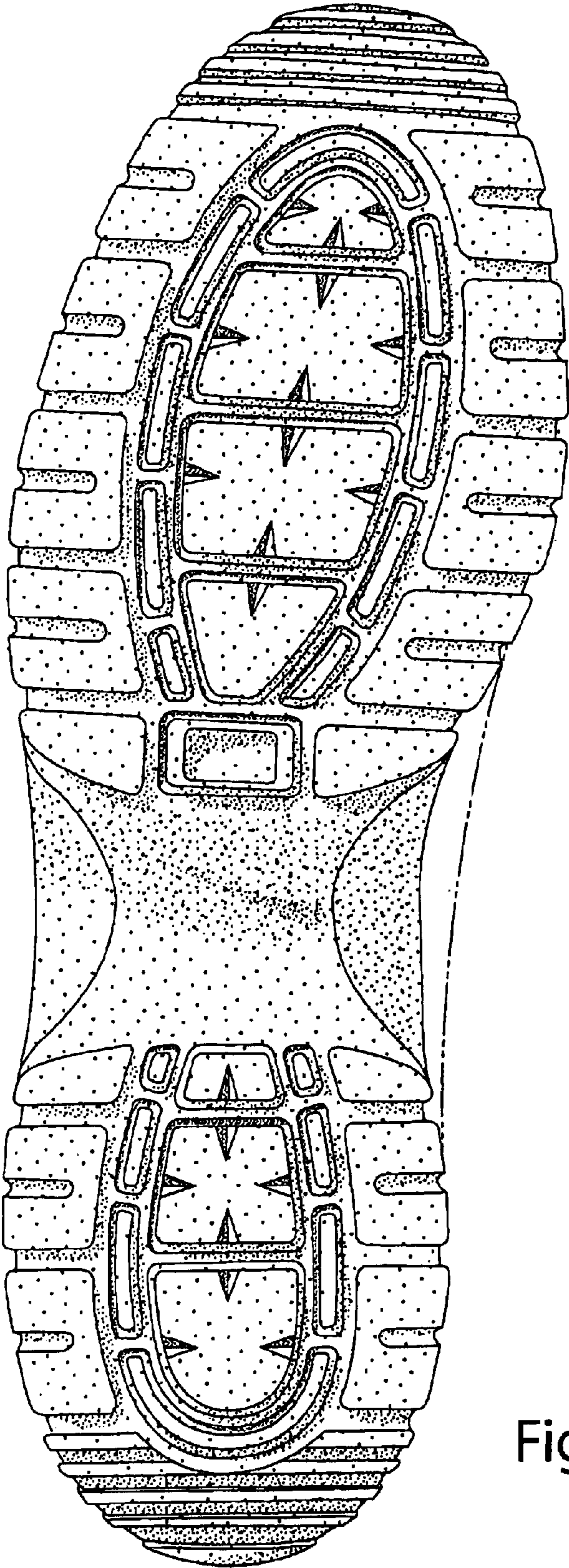


Fig. 2

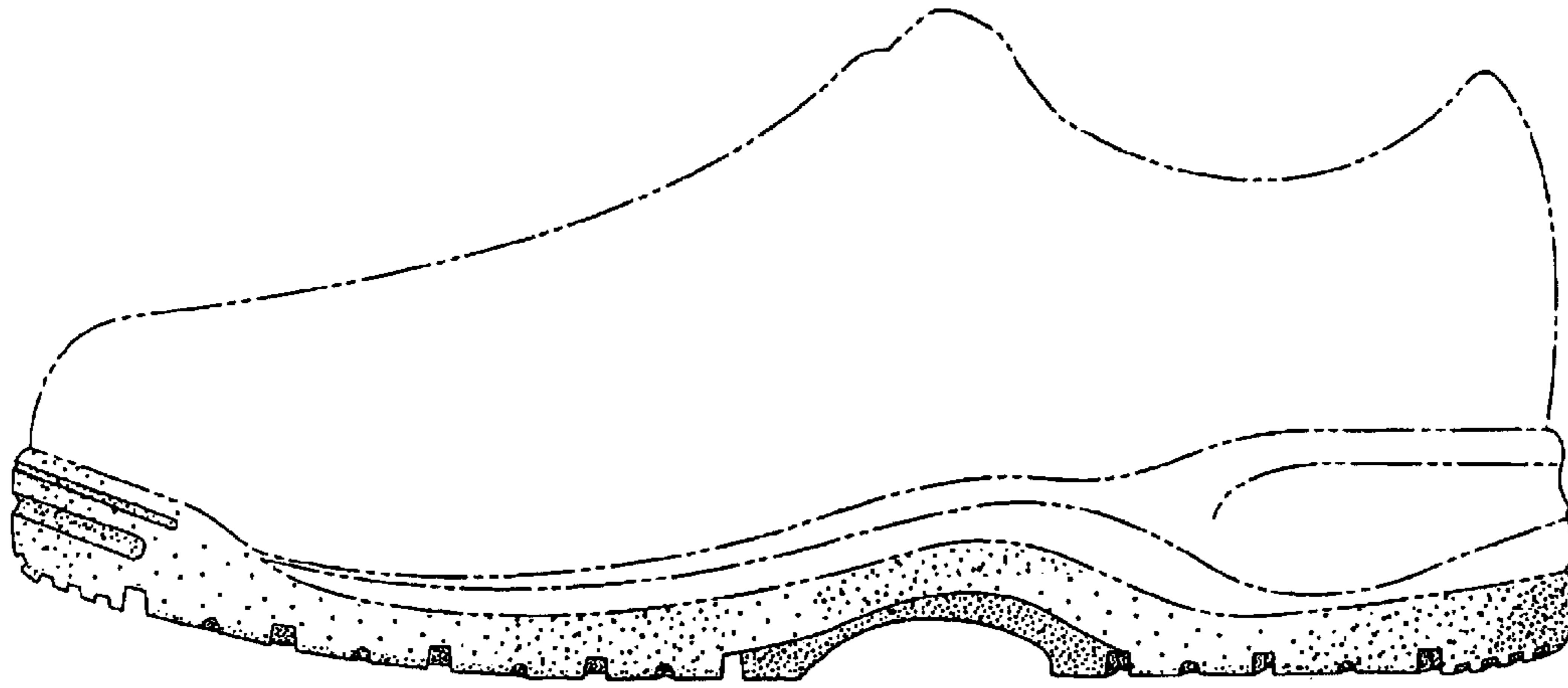


Fig. 3

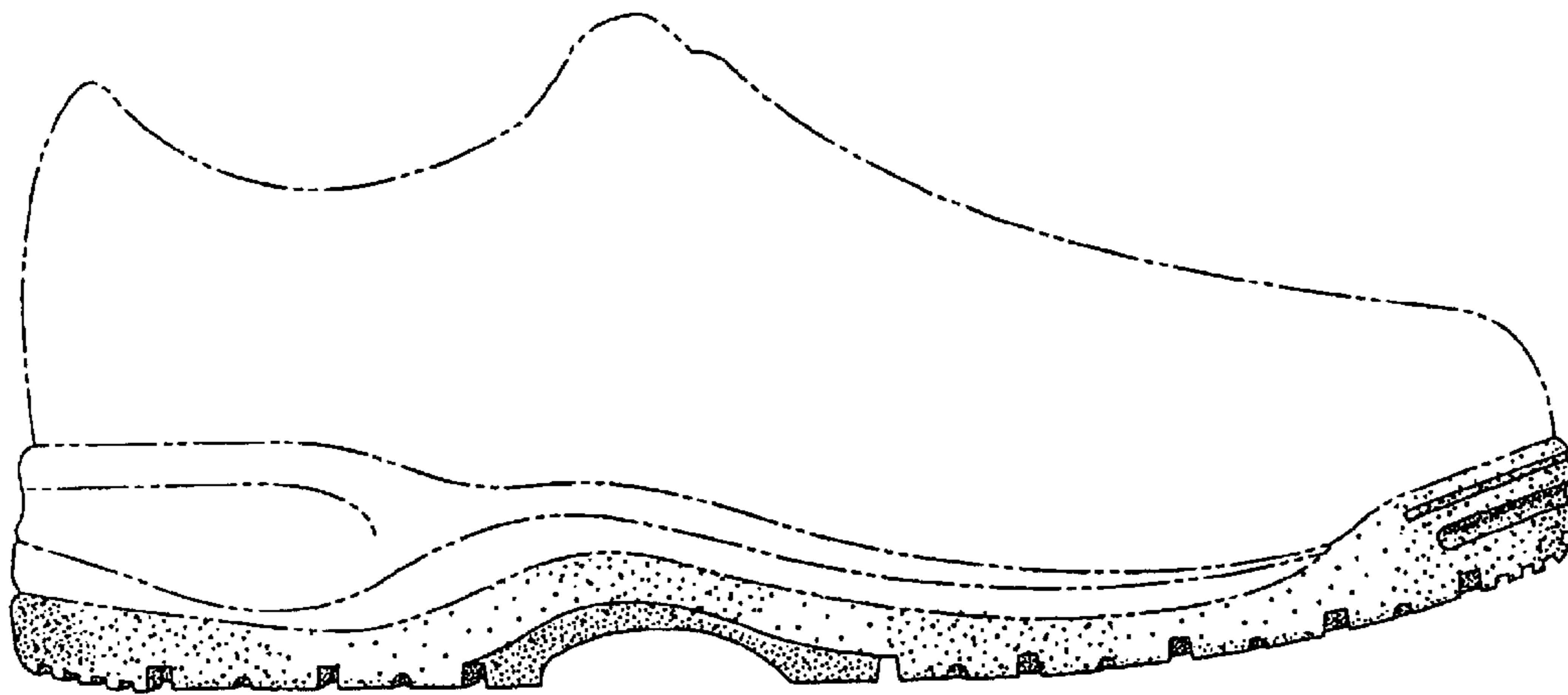


Fig. 4

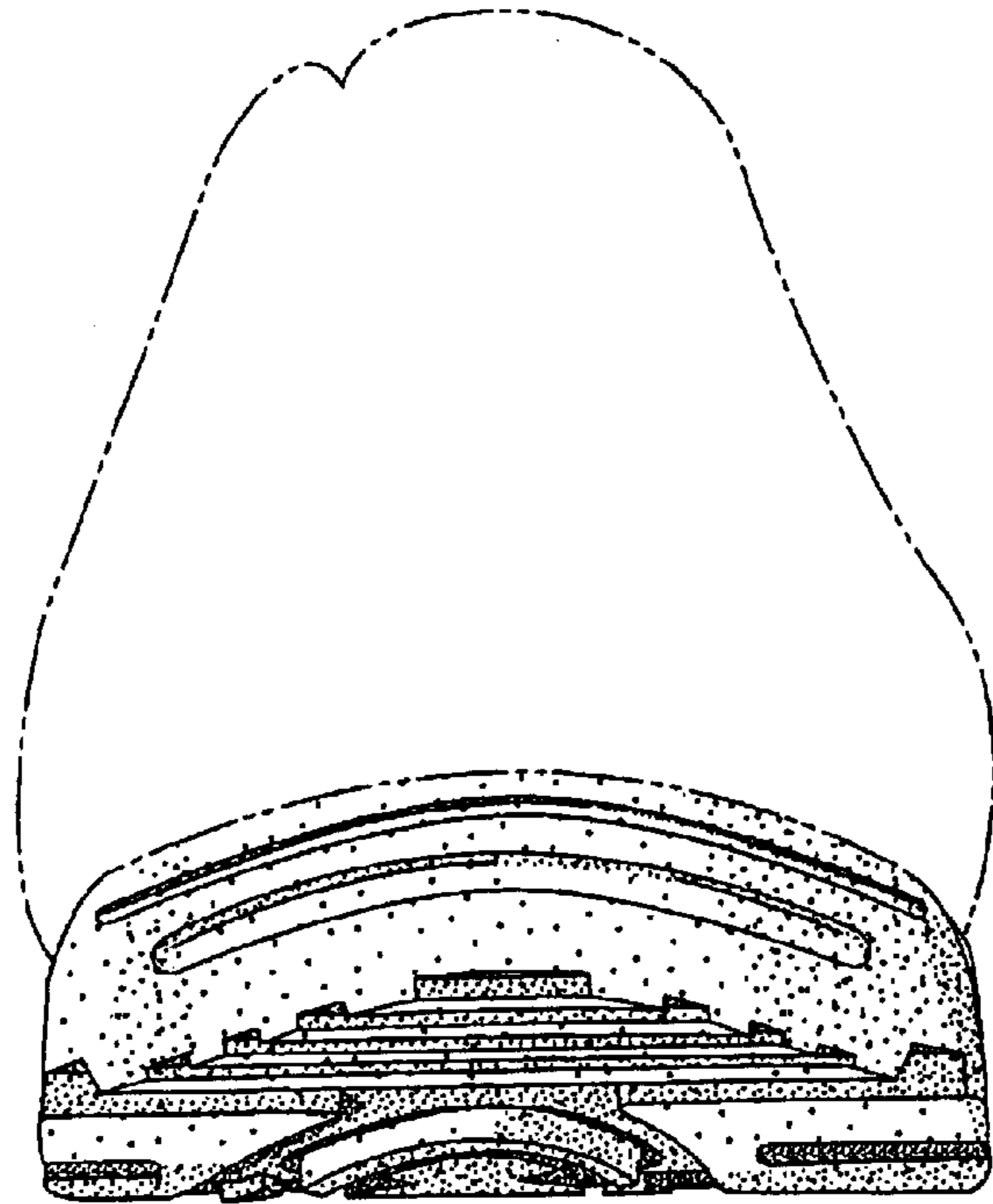


Fig. 5

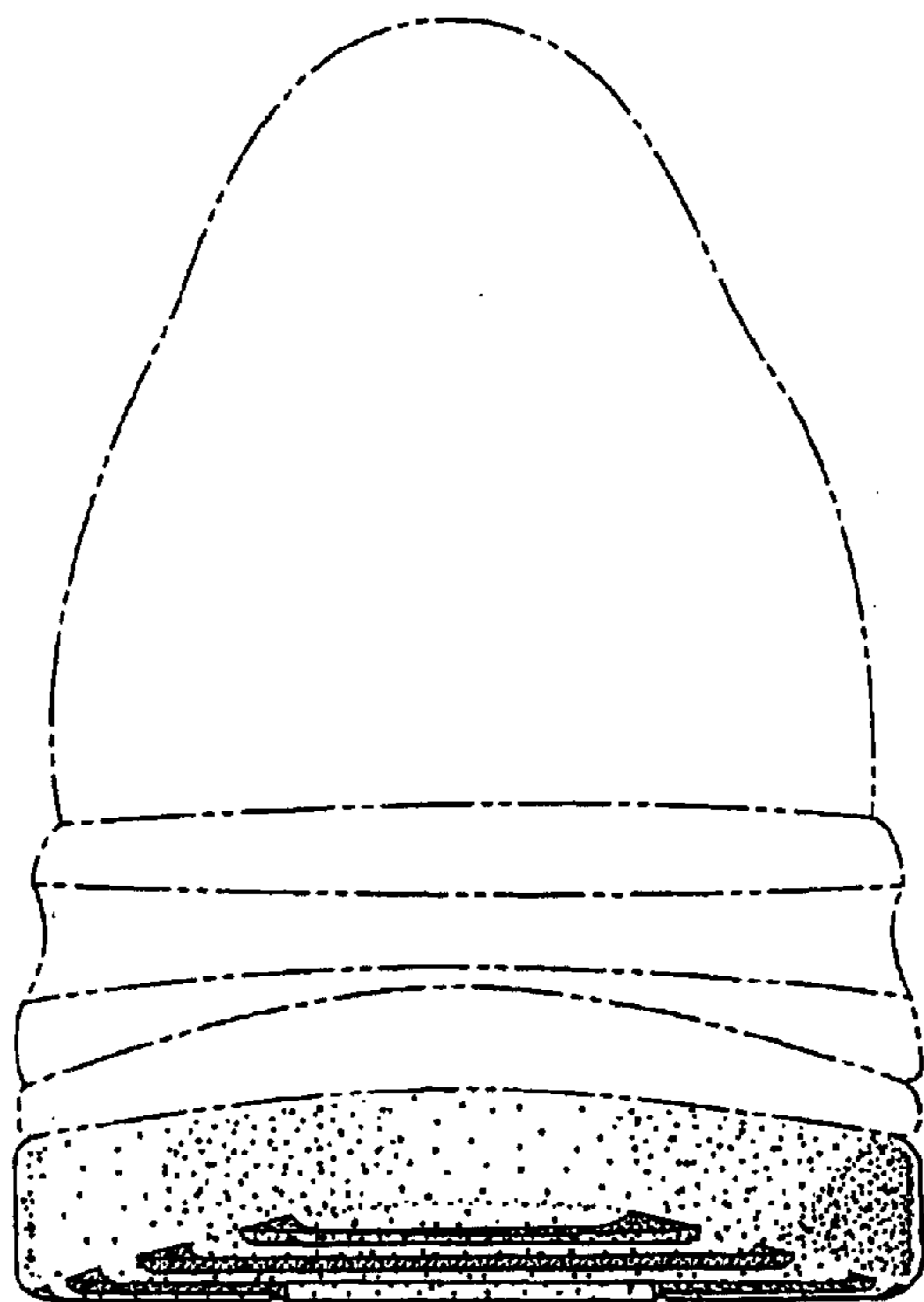


Fig. 6