



US00D496524S1

(12) **United States Design Patent** (10) **Patent No.:** **US D496,524 S**  
**Kuerbis** (45) **Date of Patent:** **\*\* Sep. 28, 2004**

- (54) **PORTION OF A SHOE OUTSOLE**  
(75) Inventor: **Tate E. Kuerbis**, Portland, OR (US)  
(73) Assignee: **Nike, Inc.**, Beaverton, OR (US)  
(\*\*) Term: **14 Years**  
(21) Appl. No.: **29/194,235**  
(22) Filed: **Nov. 21, 2003**  
(51) **LOC (7) Cl.** ..... **02-04**  
(52) **U.S. Cl.** ..... **D2/953; D2/951; D2/957;**  
**D2/959**  
(58) **Field of Search** ..... **D2/947-949, 951-960;**  
**D5/4, 6, 8, 12, 16, 25, 32, 43, 56, 62; 36/3 B,**  
**22 R, 25 R, 28, 32 A, 32 R, 59 R, 67,**  
**67 B**

(56) **References Cited**

**U.S. PATENT DOCUMENTS**

D88,052 S	*	10/1932	Willheim	.....	D5/62
D94,121 S	*	12/1934	Duval	.....	D6/592
D115,636 S		7/1939	Sperry		
D217,950 S		7/1970	Einstein		
4,020,569 A		5/1977	Fukuoka		
D244,967 S		7/1977	Famolare, Jr.		
D247,998 S		5/1978	Lobosco		
D255,174 S		6/1980	Hamada		
D314,672 S	*	2/1991	Legare	.....	D5/53
D329,742 S		9/1992	Byrne et al.		
D356,674 S	*	3/1995	Lucarelli	.....	D2/964
D370,993 S		6/1996	Mangee		
D376,896 S	*	12/1996	O'Rorke	.....	D2/953
D390,690 S		2/1998	Murai et al.		

(List continued on next page.)

**OTHER PUBLICATIONS**

- Nike Footwear Catalogue Spring 1986, p. 12, published Jun. 1985.  
Nike Footwear Catalogue Late Fall 1998, p. 64, published Mar. 1998.

- Nike Footwear Catalogue Spring 2000#1, p. M64, published Jul. 1999.  
Nike Footwear Catalogue Spring 2000#1, p. M70, published Jul. 1999.  
Nike Footwear Catalogue Fall 2002, p. W35, published Nov. 2001.  
Nike Footwear Catalogue Fall 2002, p. W65, published Nov. 2001.  
Nike Footwear Catalogue Fall 2003, p. M36, published Nov. 2002.

*Primary Examiner*—Celia A. Murphy  
(74) *Attorney, Agent, or Firm*—Banner & Witcoff, Ltd.

(57) **CLAIM**

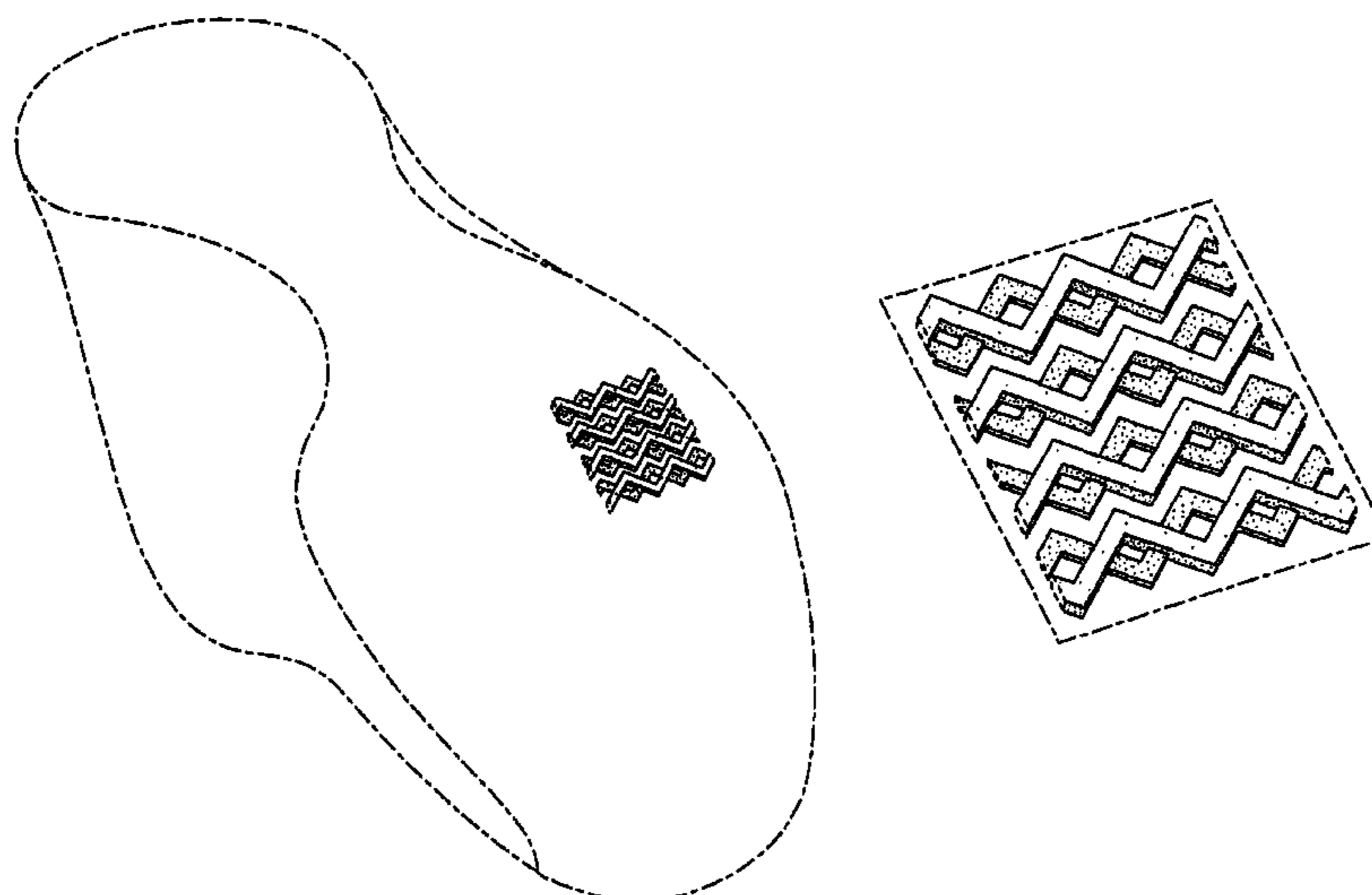
The ornamental design for a portion of a shoe outsole, as shown and described.

**DESCRIPTION**

FIG. 1 is a front perspective view of a portion of a shoe outsole showing my new design;  
FIG. 2 is a rear perspective view thereof;  
FIG. 3 is a plan view thereof;  
FIG. 4 is a front perspective view of the shoe outsole of FIGS. 1-3 with the claimed portion shown in a different location and orientation relative to the sole outsole;  
FIG. 5 is a rear perspective view thereof;  
FIG. 6 is a plan view thereof; and,  
FIG. 7 is an enlarged view showing the claimed portion of FIGS. 1-6 thereof.

The claim is directed to the illustrated portion of a shoe outsole. The depicted locations and orientations of the claimed portion relative to the shoe outsole are for illustrative purposes only and the specific locations and orientations of the claimed portion relative to the shoe outsole forms no part of the claimed design. The uneven broken line immediately adjacent to the shaded area represents an unclaimed portion of the boundary of the design. The uneven broken line showing of the remainder of the shoe and the shoe outsole is for illustrative purposes only and forms no part of the claimed design.

**1 Claim, 7 Drawing Sheets**



# US D496,524 S

Page 2

---

## U.S. PATENT DOCUMENTS

D395,343 S	*	6/1998	Lozano .....	D2/960	D433,792 S	11/2000	Cockrell	
D398,748 S	*	9/1998	Hatfield et al. ....	D2/960	D455,563 S	4/2002	Giombini	
D407,892 S	*	4/1999	Gaudio .....	D2/960	D462,159 S	9/2002	Covatch	
D408,972 S		5/1999	Greenberg		D473,042 S	* 4/2003	Wilson .....	D2/960

\* cited by examiner

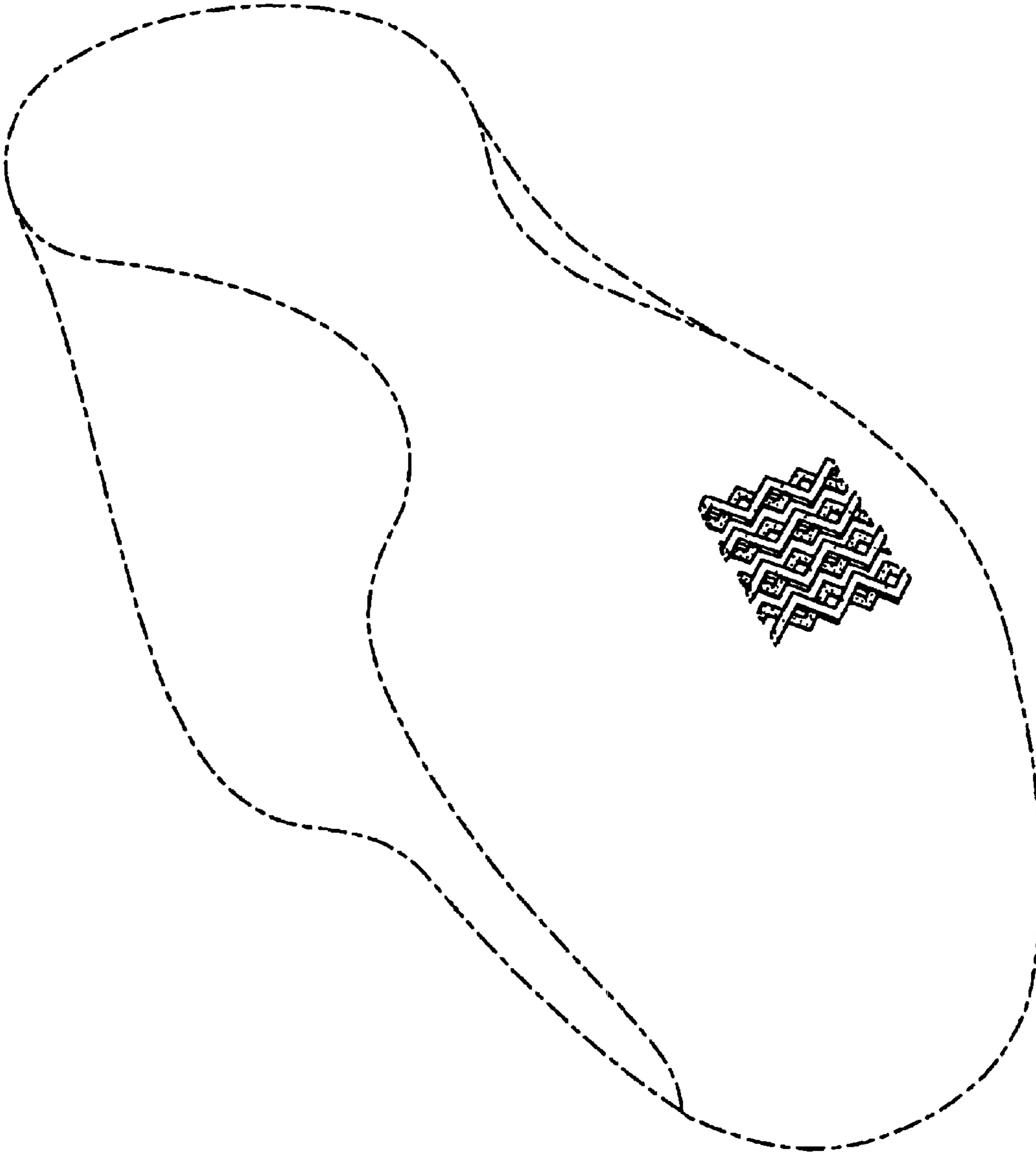


FIG. 1

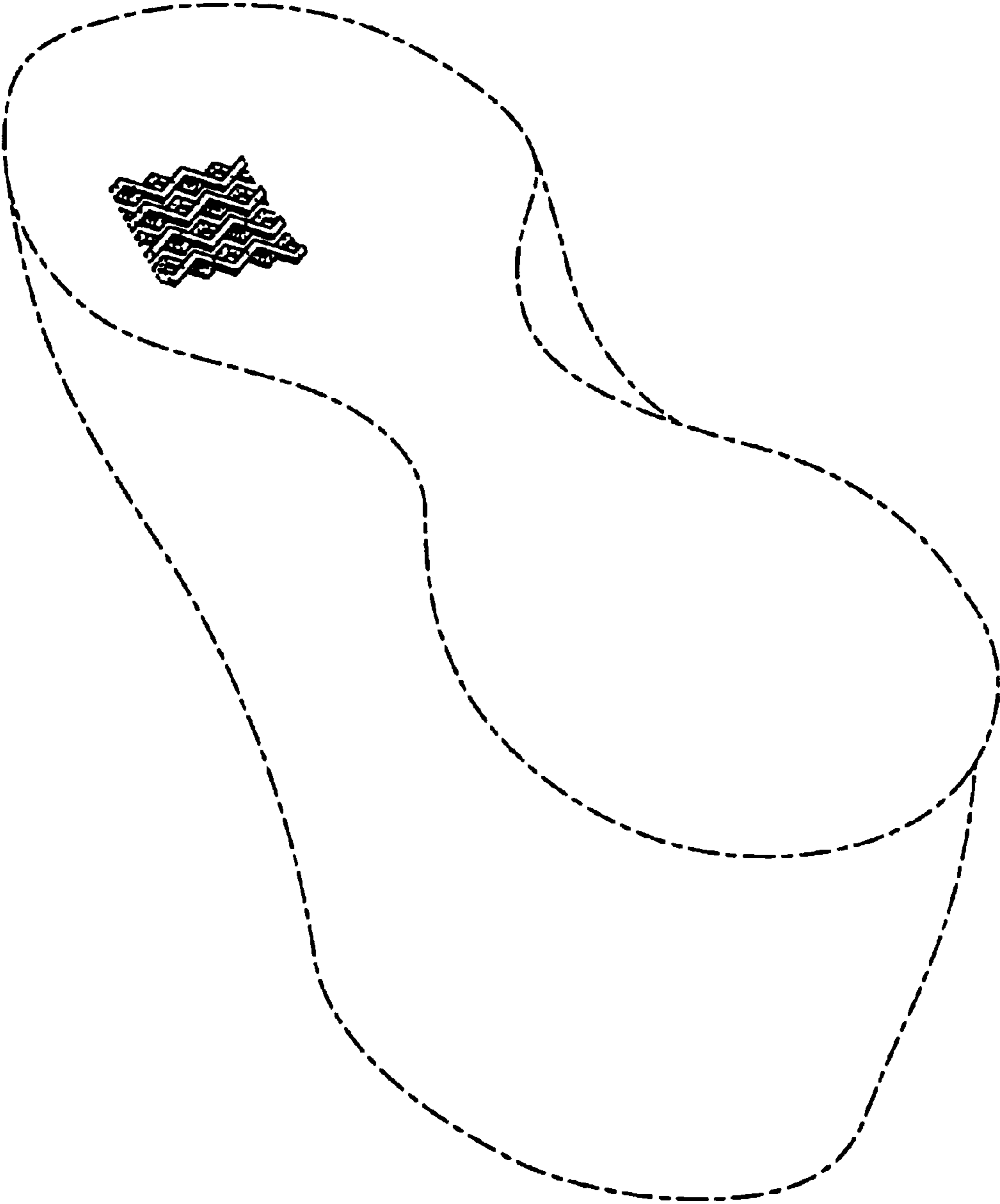


FIG. 2

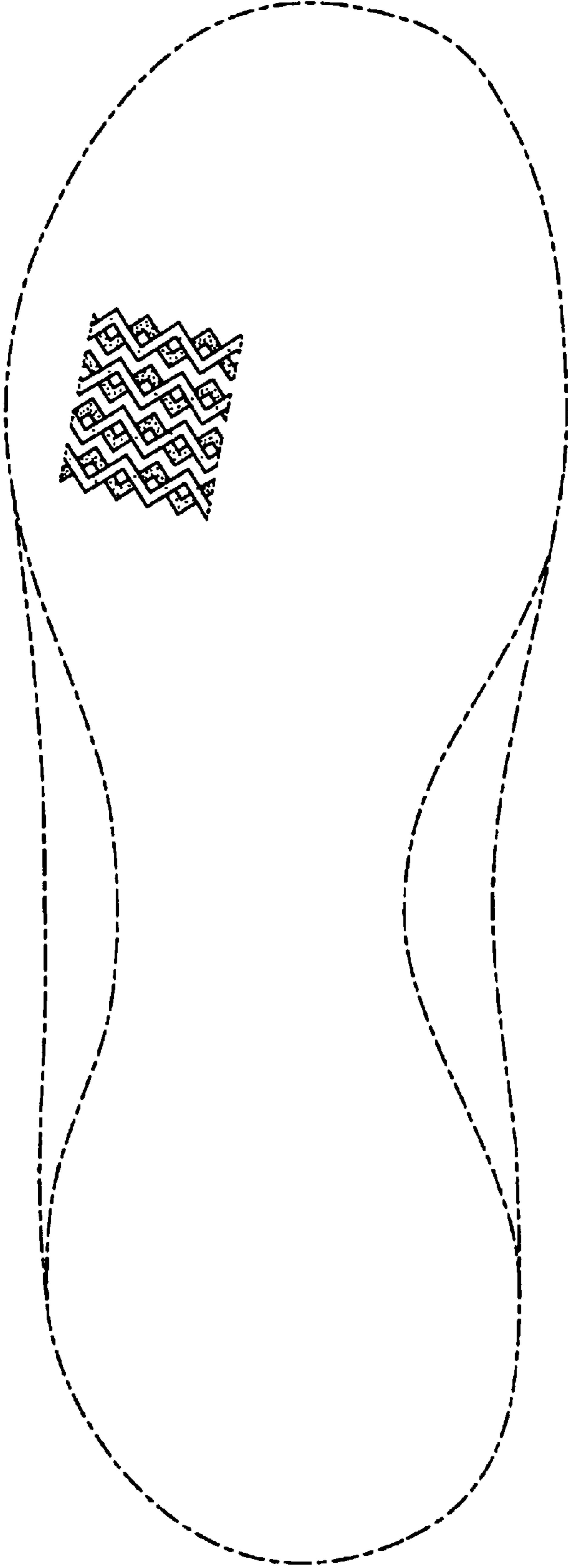


FIG. 3

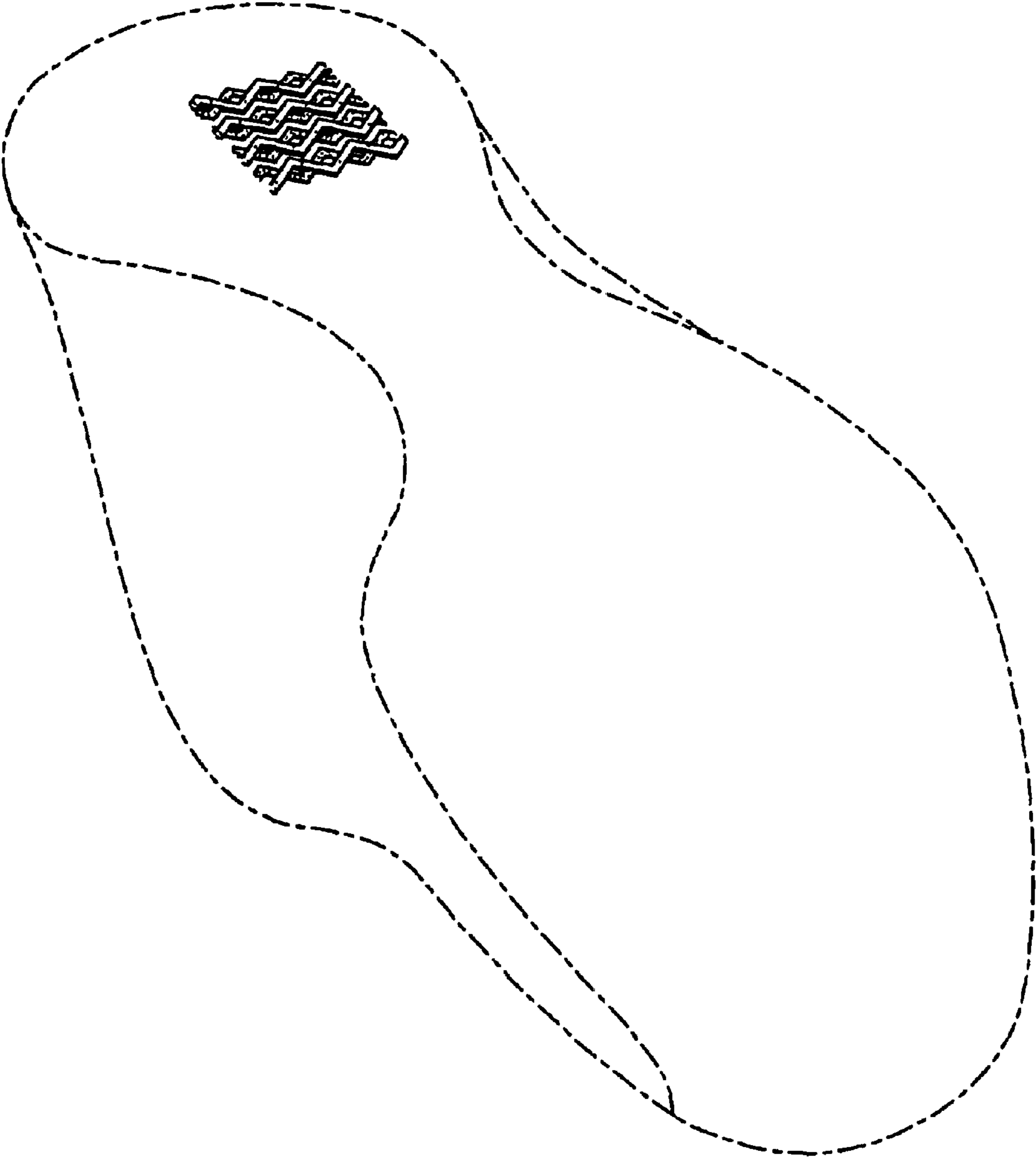


FIG. 4

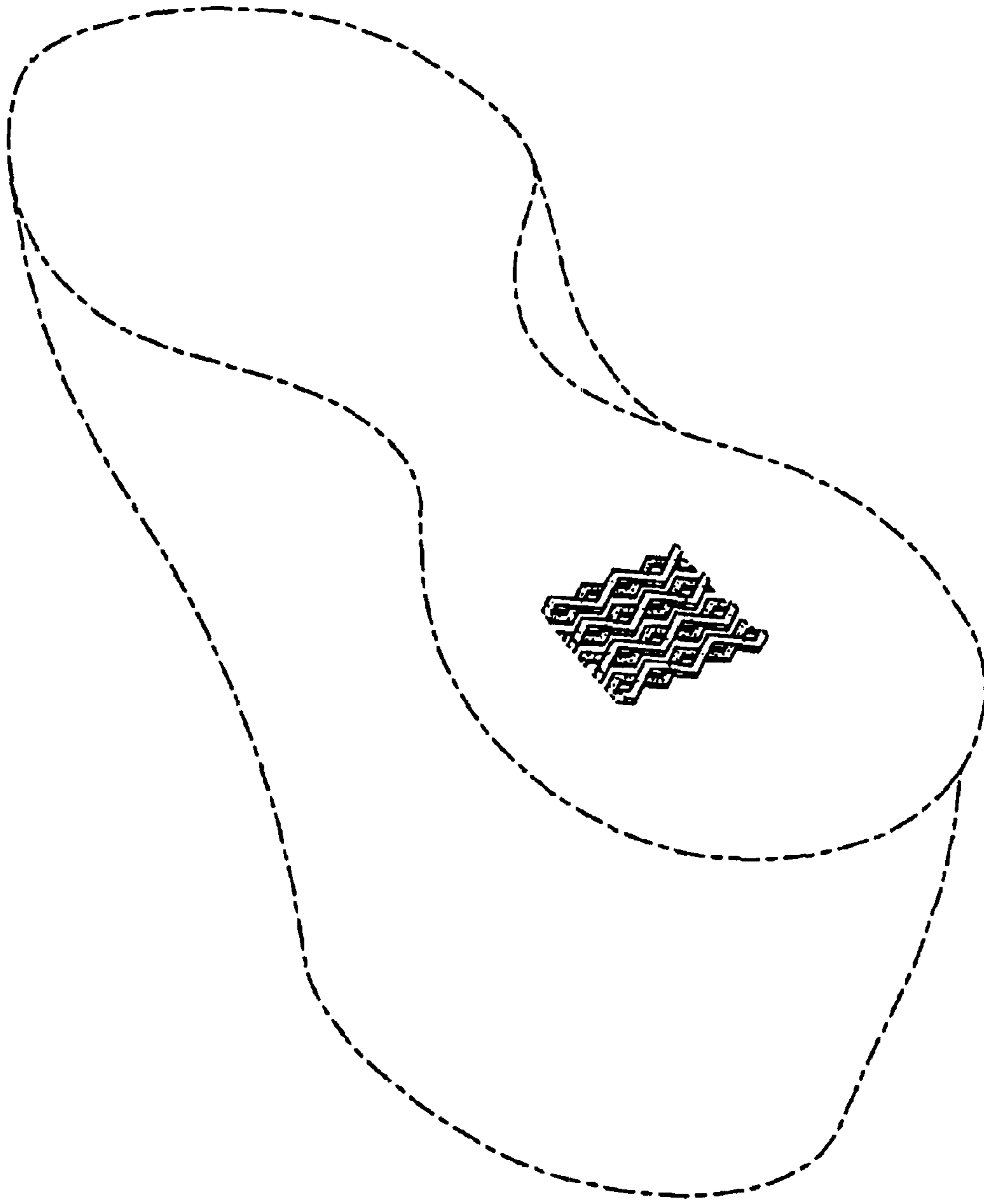


FIG. 5

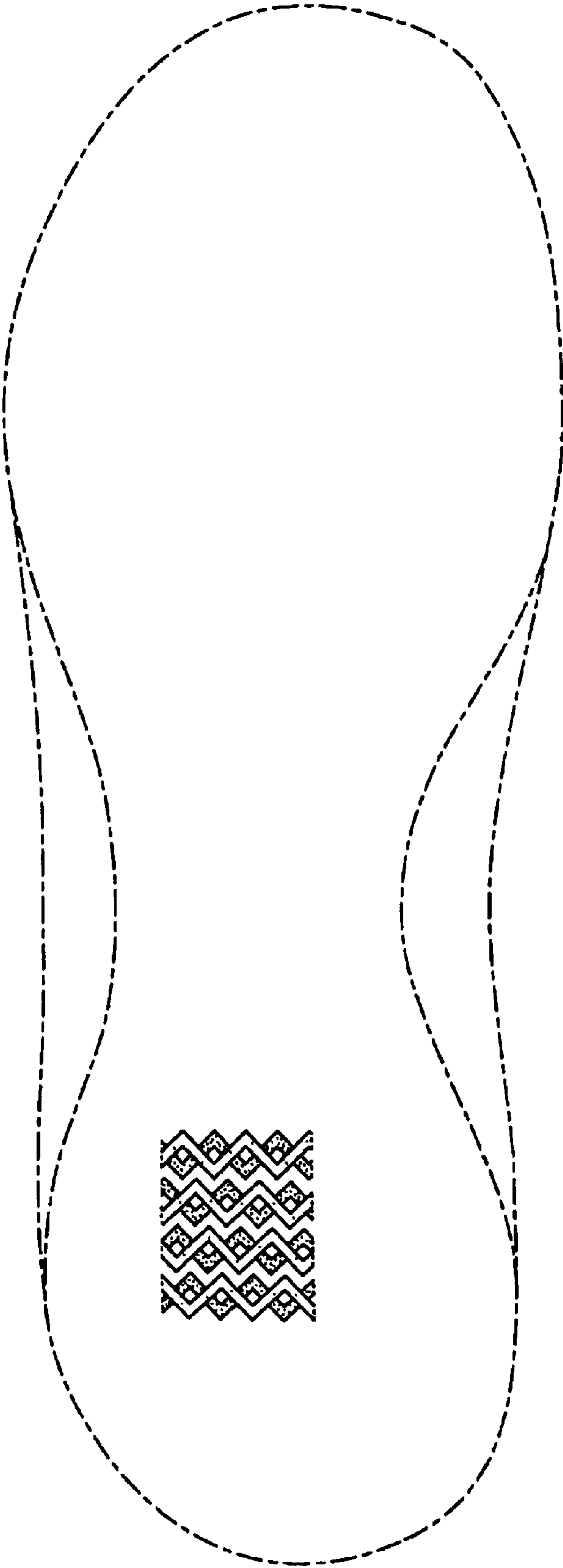


FIG. 6



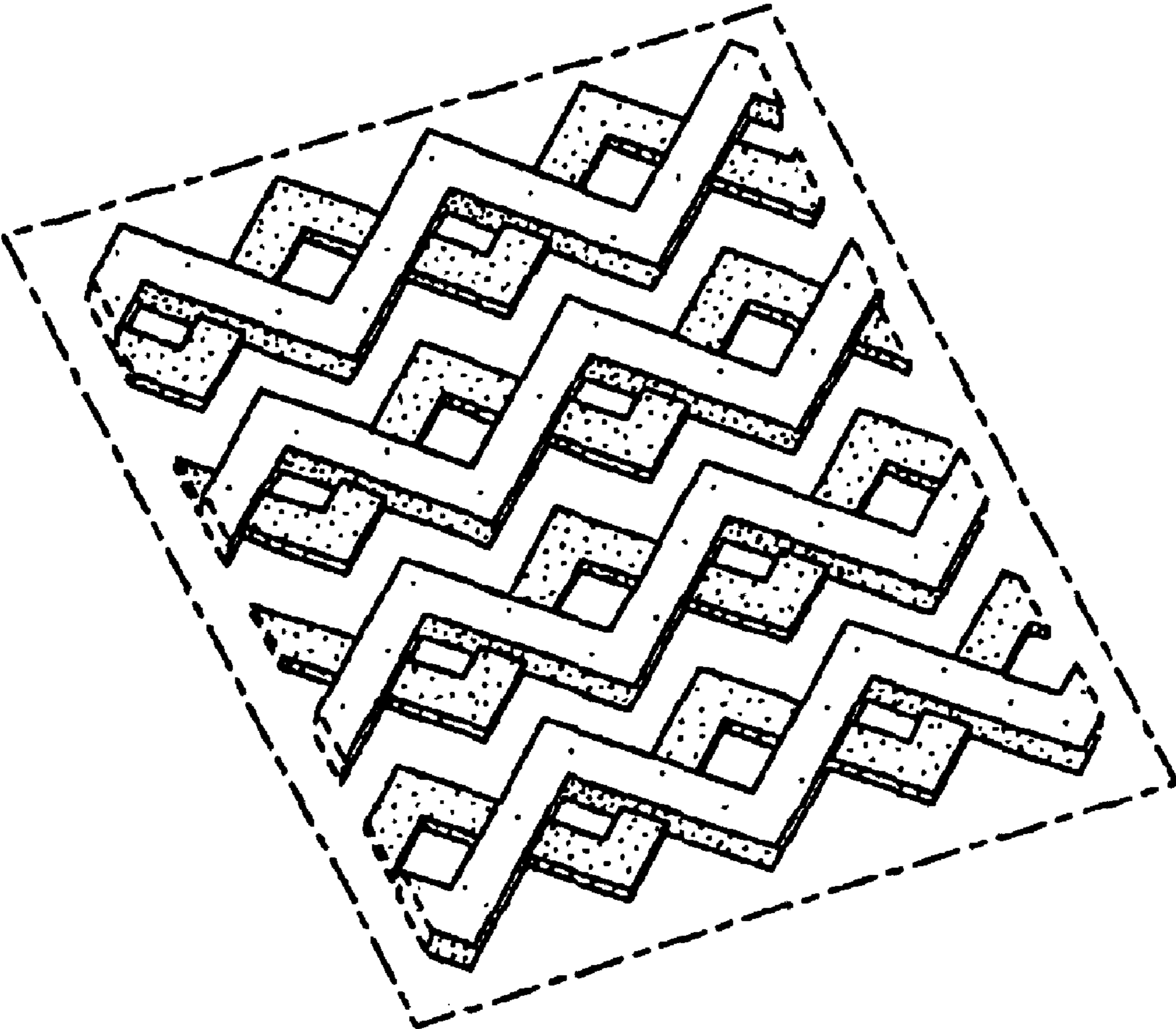


FIG. 7