

US00D496515S1

(12) **United States Design Patent**
Young

(10) **Patent No.:** **US D496,515 S**

(45) **Date of Patent:** **** Sep. 21, 2004**

(54) **MAILBOX**

(76) **Inventor:** **Stephen M. Young**, 975 County Rd.,
2250 East, Secor, IL (US) 61771

(**) **Term:** **14 Years**

(21) **Appl. No.:** **29/197,710**

(22) **Filed:** **Jan. 20, 2004**

(51) **LOC (7) Cl.** **99-00**

(52) **U.S. Cl.** **D99/30**

(58) **Field of Search** D99/29, 30, 42;
232/19, 20, 27, 39; D21/549, 550, 581;
446/446

(56) **References Cited**

U.S. PATENT DOCUMENTS

D346,266 S	*	4/1994	Tingler	D99/30
D347,927 S	*	6/1994	Martin	D99/30
D371,888 S	*	7/1996	Tingler	D99/30
D413,422 S	*	8/1999	Colbert et al.	D99/30

D441,171 S	*	4/2001	Vergakis	D99/30
D443,401 S	*	6/2001	Arnold	D99/30

* cited by examiner

Primary Examiner—Paula A. Greene
(74) *Attorney, Agent, or Firm*—Philip L. Bateman

(57) **CLAIM**

The ornamental design for a mailbox, as shown and described.

DESCRIPTION

FIG. 1 is a top, front, and left side perspective view of a mailbox showing my new design;
FIG. 2 is a left side elevation view thereof;
FIG. 3 is a right side elevation view thereof;
FIG. 4 is a front elevation view thereof;
FIG. 5 is a rear elevation view thereof;
FIG. 6 is a top plan view thereof; and,
FIG. 7 is a bottom plan view thereof.

1 Claim, 5 Drawing Sheets




FIG. 1




FIG. 2




FIG. 3




FIG. 4




FIG. 5

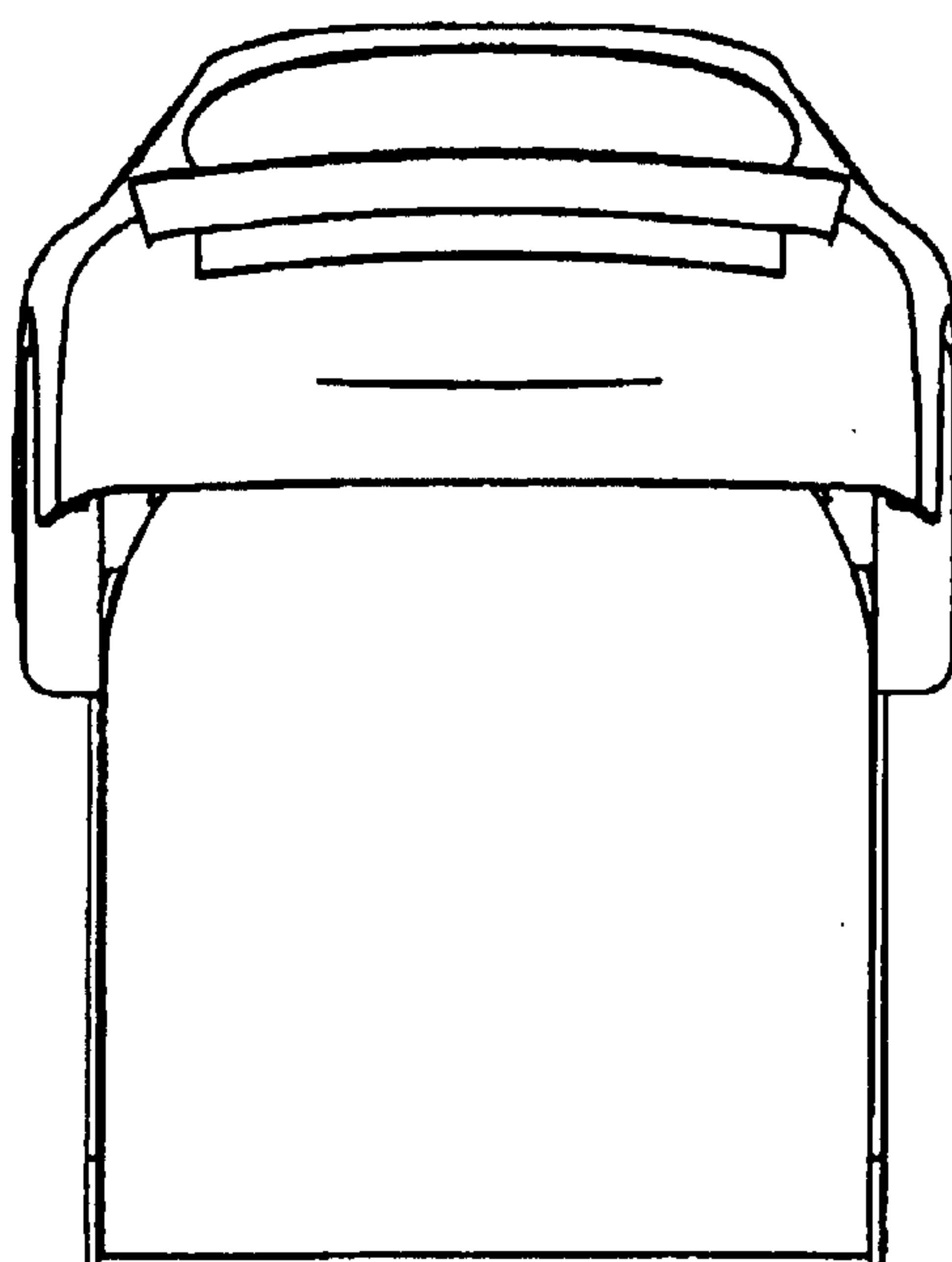


FIG. 6

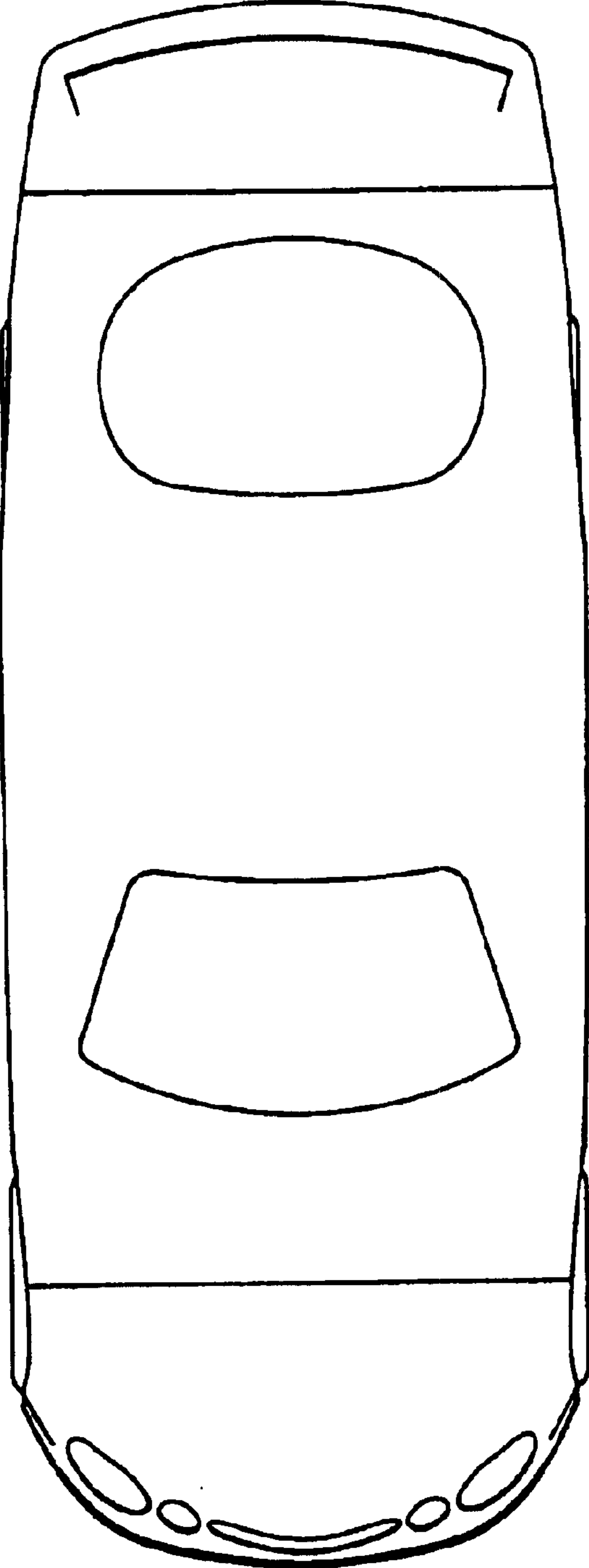


FIG. 7

