

US00D496514S1

(12) **United States Design Patent** (10) **Patent No.:** **US D496,514 S**  
**Post et al.** (45) **Date of Patent:** **\*\* Sep. 21, 2004**

(54) **MESH BASKET**

D418,998 S 1/2000 Glassenberg  
D419,302 S 1/2000 Hardy et al.

(75) Inventors: **R. Neal Post**, Springfield, IL (US);  
**Christopher Hardy**, Springfield, IL (US)

(List continued on next page.)

**FOREIGN PATENT DOCUMENTS**

(73) Assignee: **Design Ideas, Ltd.**, Springfield, IL (US)

FR 826876 4/1938

**OTHER PUBLICATIONS**

(\*\*) Term: **14 Years**

Baigelman & Co. Office Products Catalog, 2000, p. 492, item A.

(21) Appl. No.: **29/173,003**

Jacobs Gardner Office Products, 2001, p. 474, item B, circled.

(22) Filed: **Dec. 20, 2002**

Design Ideas Catalogue, issued 1995, pp. 24–29.

(51) **LOC (7) Cl.** ..... **12-02**

Design Ideas Catalogue, issued 1998, pp. 61, 64, 66–67, 69.

(52) **U.S. Cl.** ..... **D34/27; D19/92**

Design Ideas Catalogue, Office Organization, issue Holiday 1999, p. 4.

(58) **Field of Search** ..... D34/12–27; D3/201,  
D3/304, 306, 307, 312, 314; D19/75–92;  
220/485, 494, 586, 657

Hong Kong Enterprise, Oct. 1999, p. 98.

Hong Kong Enterprise, Oct. 1999, p. 1126.

Millers Office Products, p. 442, 1995.

Millers Office Products, p. 453, 1997.

Millers Office Products, p. 475, 1998.

(56) **References Cited**

**U.S. PATENT DOCUMENTS**

D33,268 S	9/1900	Rix
D33,269 S	9/1900	Rix
893,786 A	7/1908	Collis et al.
933,517 A	9/1909	Worcester
994,984 A	6/1911	Dennis
1,098,053 A	5/1914	Porter
1,382,592 A	6/1921	Ames
1,389,908 A	9/1921	Shults et al.
1,408,026 A	2/1922	Ochiltree
1,463,098 A	7/1923	Snyder
RE16,431 E	9/1926	Kratzer
D152,140 S	12/1948	Crawford et al.
2,502,781 A	4/1950	Erickson
D194,513 S	2/1963	Sparling
D207,308 S	4/1967	Bell
3,436,044 A	4/1969	Martinson
3,506,154 A	4/1970	Barnes
3,704,791 A	12/1972	Young, Jr.
D300,488 S	4/1989	Yoshikawa
D303,444 S	9/1989	Yoshikawa
D328,993 S	9/1992	Rosenthal
D383,283 S	9/1997	Hankins, III
D411,045 S	6/1999	Morandi

*Primary Examiner*—Kay H. Chin

(74) *Attorney, Agent, or Firm*—SAIDMAN DesignLaw Group

(57) **CLAIM**

The ornamental design for a mesh basket, as shown and described.

**DESCRIPTION**

FIG. 1 is a perspective view of a mesh basket showing our new design;

FIG. 2 is a front, perspective view thereof, the rear, perspective view being a mirror image;

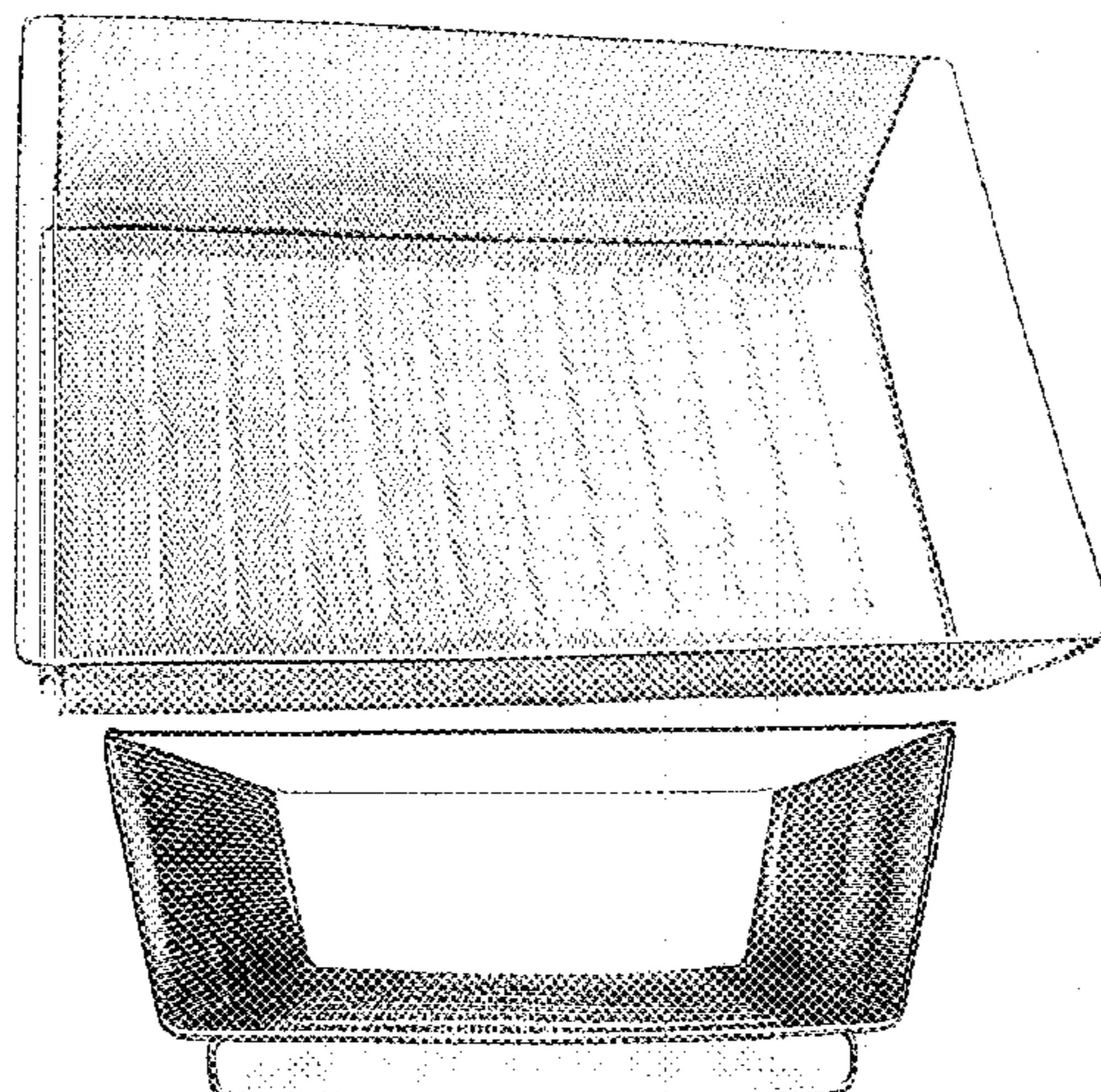
FIG. 3 is a right side, perspective view thereof, the left side, perspective view being a mirror image;

FIG. 4 is a top, perspective view thereof;

FIG. 5 is a bottom, perspective view thereof; and,

FIG. 6 is an enlarged, partial, bottom view thereof.

**1 Claim, 6 Drawing Sheets**



# US D496,514 S

Page 2

---

## U.S. PATENT DOCUMENTS

D433,709 S	11/2000	Hardy	D450,453 S	11/2001	Andujar	
D433,711 S	11/2000	Andujar	D450,481 S	11/2001	Post	
D434,074 S	11/2000	Hardy	6,497,331 B1	12/2002	Morandi	
D436,239 S	1/2001	Walsh	D479,272 S	* 9/2003	Hardy et al. ....	D19/92
D436,461 S	1/2001	Walker				

\* cited by examiner




Figure 1




Figure 2

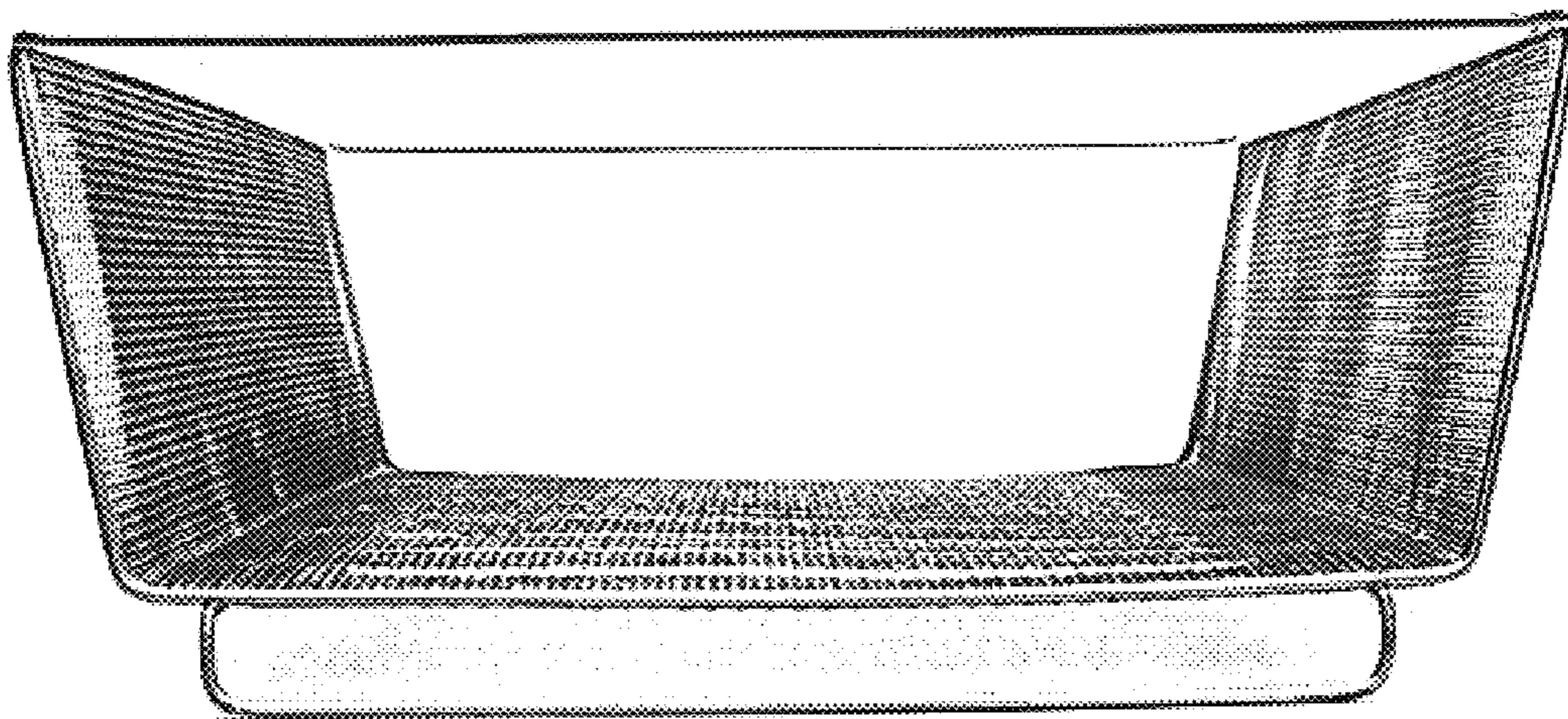


Figure 3




Figure 4

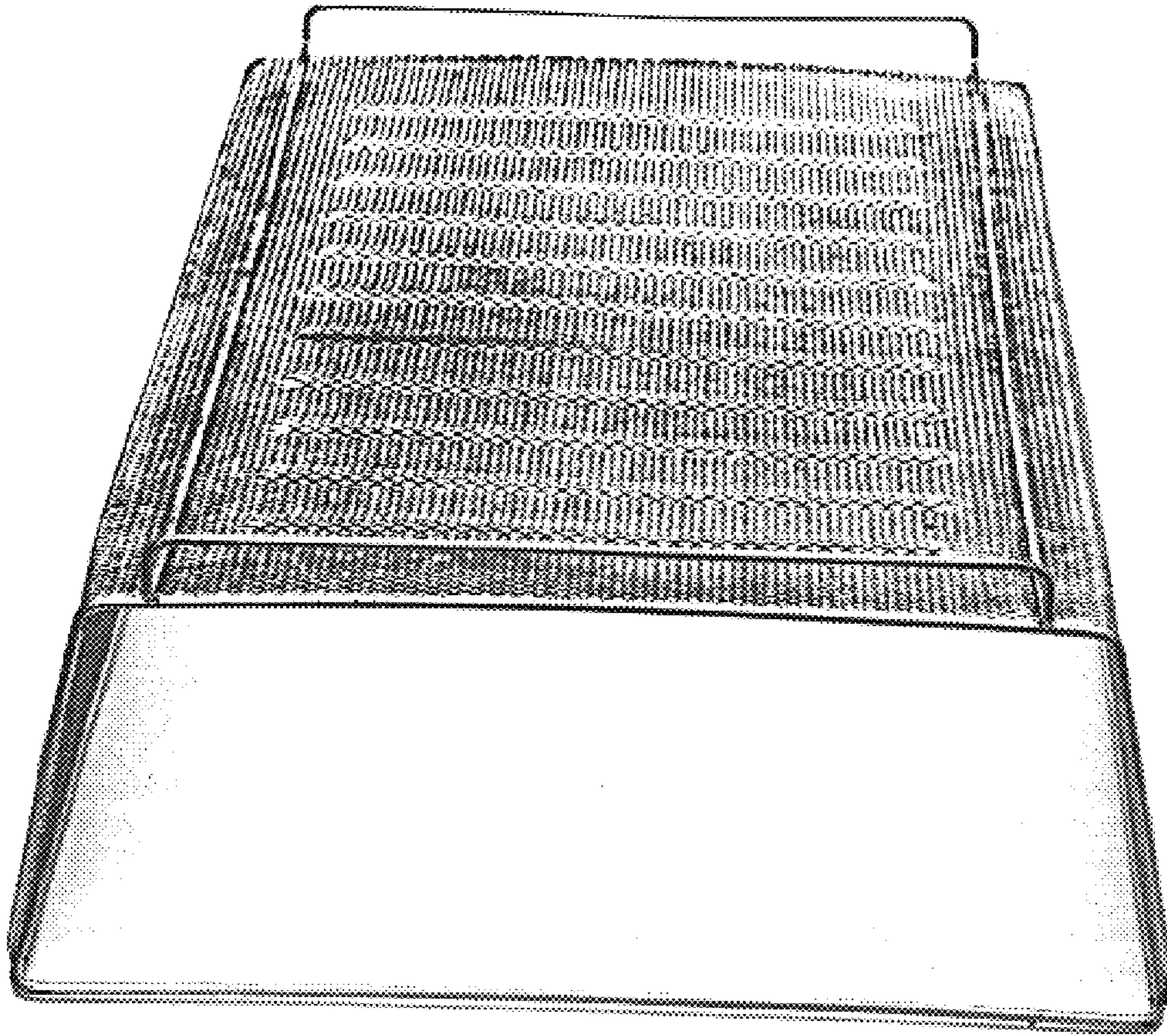


Figure 5

Figure 6

