

US00D496512S1

(12) **United States Design Patent** (10) **Patent No.:** **US D496,512 S**
Treacy (45) **Date of Patent:** **** Sep. 21, 2004**

(54) **HANDLE FOR USE WITH DISPOSABLE CLEANING HEAD**

(75) Inventor: **Terrence Treacy**, Mansfield, TX (US)

(73) Assignee: **Hagleitner Hygiene International GmbH**, Salzburg (AT)

(**) Term: **14 Years**

(21) Appl. No.: **29/193,177**

(22) Filed: **Nov. 5, 2003**

(51) **LOC (7) Cl.** **04-01**

(52) **U.S. Cl.** **D32/51; D4/127; D4/138**

(58) **Field of Search** **D4/127, 132, 138; D32/35, 51; 15/104.011, 104.31, 143.1, 144.1, 144.3, 159.1, 160, 164, 168, 174, 191.1, 192-194, 200, 209.1, 210.1, 211, 244.1**

(56) **References Cited**

U.S. PATENT DOCUMENTS

1,534,300	A	*	4/1925	Coltrane	15/244.1	X
2,443,233	A	*	6/1948	Filardo	15/144.1	
D159,243	S	*	7/1950	Atwood	D32/51	
2,610,347	A		9/1952	Kleiner			
2,666,223	A		1/1954	Farrell			
2,666,224	A		1/1954	Adams			
2,668,974	A		2/1954	Jaeger			
2,755,497	A		7/1956	Greacen, Jr.			
D181,611	S	*	12/1957	Schumann	D4/127	
D181,696	S	*	12/1957	Williams	D32/51	
3,188,675	A		6/1965	Beck			
4,031,673	A		6/1977	Hagelberg			
4,457,038	A		7/1984	Hammond			
4,987,634	A		1/1991	Weihrauch			
5,471,697	A		12/1995	Daconta			
5,630,243	A		5/1997	Federico et al.			
5,875,512	A		3/1999	Lathan			
6,094,771	A		8/2000	Egolf et al.			
6,158,077	A		12/2000	Wenger et al.			
6,182,322	B1		2/2001	Tubman			
6,507,972	B2		1/2003	Hart			

FOREIGN PATENT DOCUMENTS

DE	33 20 586	A1	12/1984
DE	85 210 62	U1	2/1988
DE	92 109 32	U1	11/1993
JP	8-112219		5/1996
WO	WO 97/49314		12/1997
WO	WO 97/49315		12/1997

* cited by examiner

Primary Examiner—Alan P. Douglas

Assistant Examiner—Lavone D. Tabor

(74) *Attorney, Agent, or Firm*—Haynes and Boone, LLP

(57) **CLAIM**

The ornamental design for a handle for use with a disposable cleaning head, as shown and described.

DESCRIPTION

FIG. 1 is a perspective view of a first embodiment of the handle for use with a disposable cleaning head showing my new design, wherein a disposable cleaning head is shown in dashed lines;

FIG. 2 is a front view of the first embodiment;

FIG. 3 is a left view of the first embodiment;

FIG. 4 is a right view of the first embodiment;

FIG. 5 is a top view of the first embodiment;

FIG. 6 is a bottom view of the first embodiment;

FIG. 7 is a perspective view of a second embodiment of the handle for use with a disposable cleaning head showing my new design, wherein a disposable cleaning head is shown in dashed lines;

FIG. 8 is a front view of the second embodiment;

FIG. 9 is a left view of the second embodiment;

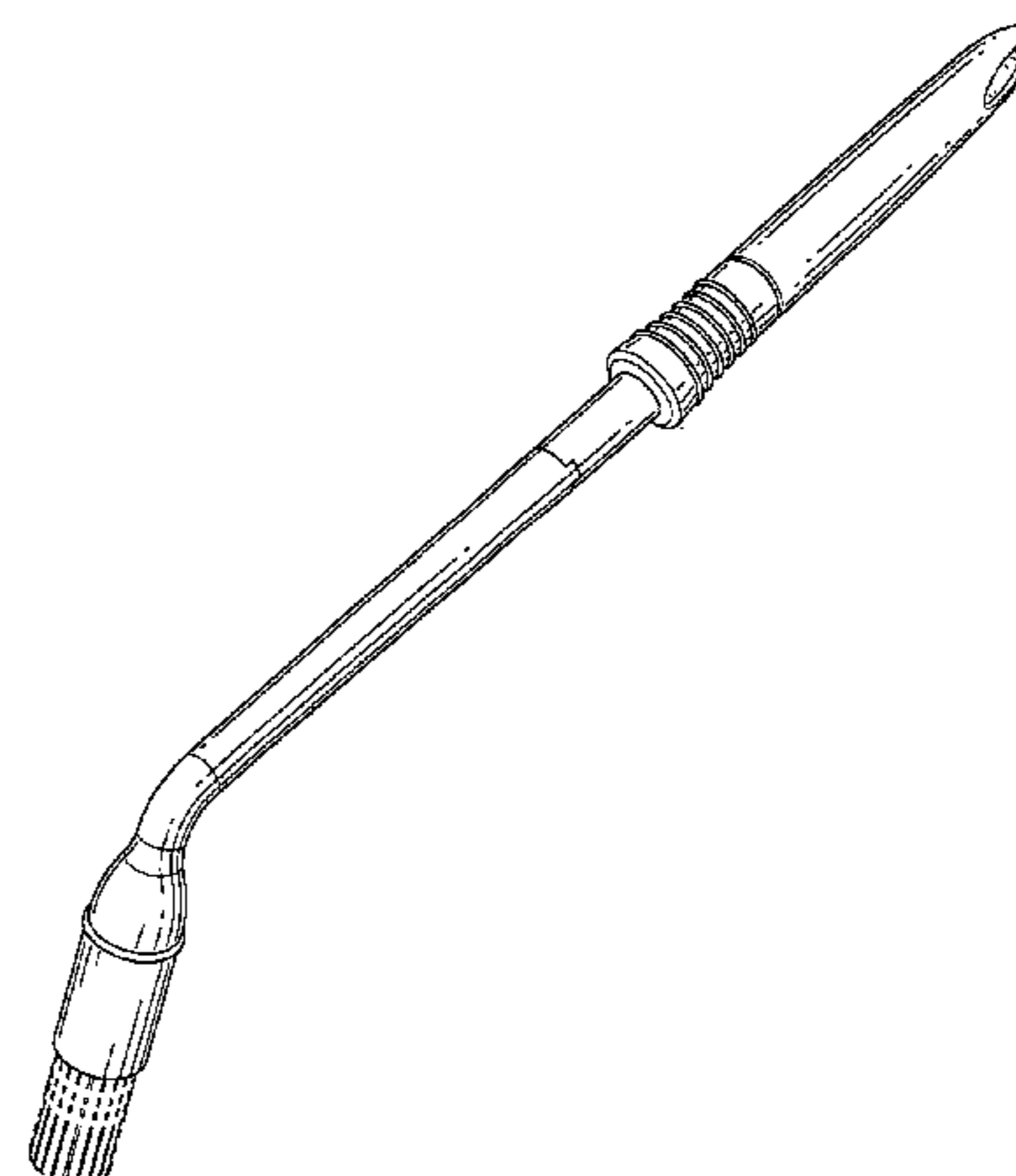
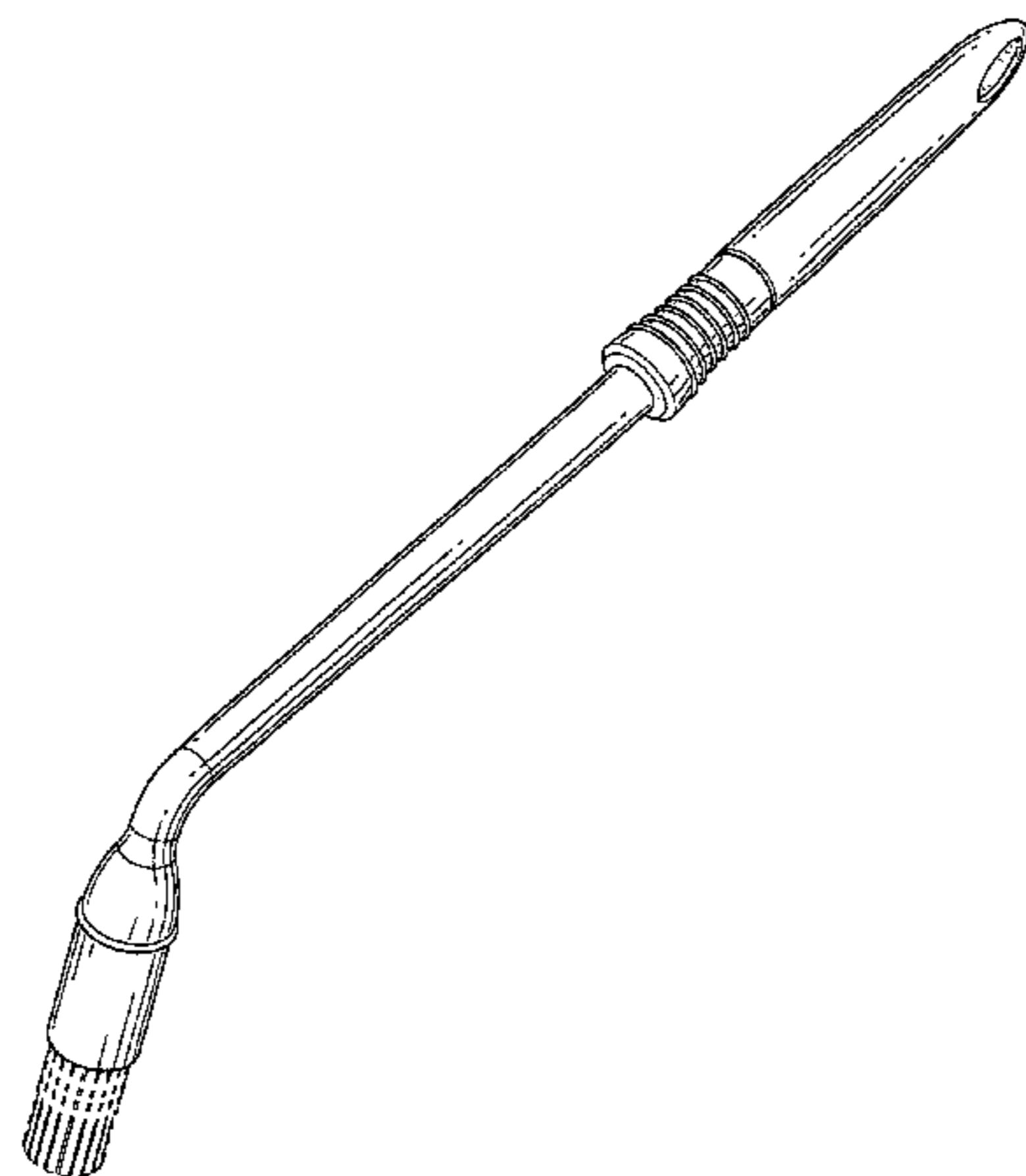
FIG. 10 is a right view of the second embodiment;

FIG. 11 is a top view of the second embodiment;

FIG. 12 is a bottom view of the second embodiment; and, FIG. 13 is an exploded perspective view of the second embodiment; wherein a disposable cleaning head is shown in dashed lines.

The broken-line showing of the cleaning head is for illustrative purposes only and forms no part of the claimed design.

1 Claim, 5 Drawing Sheets



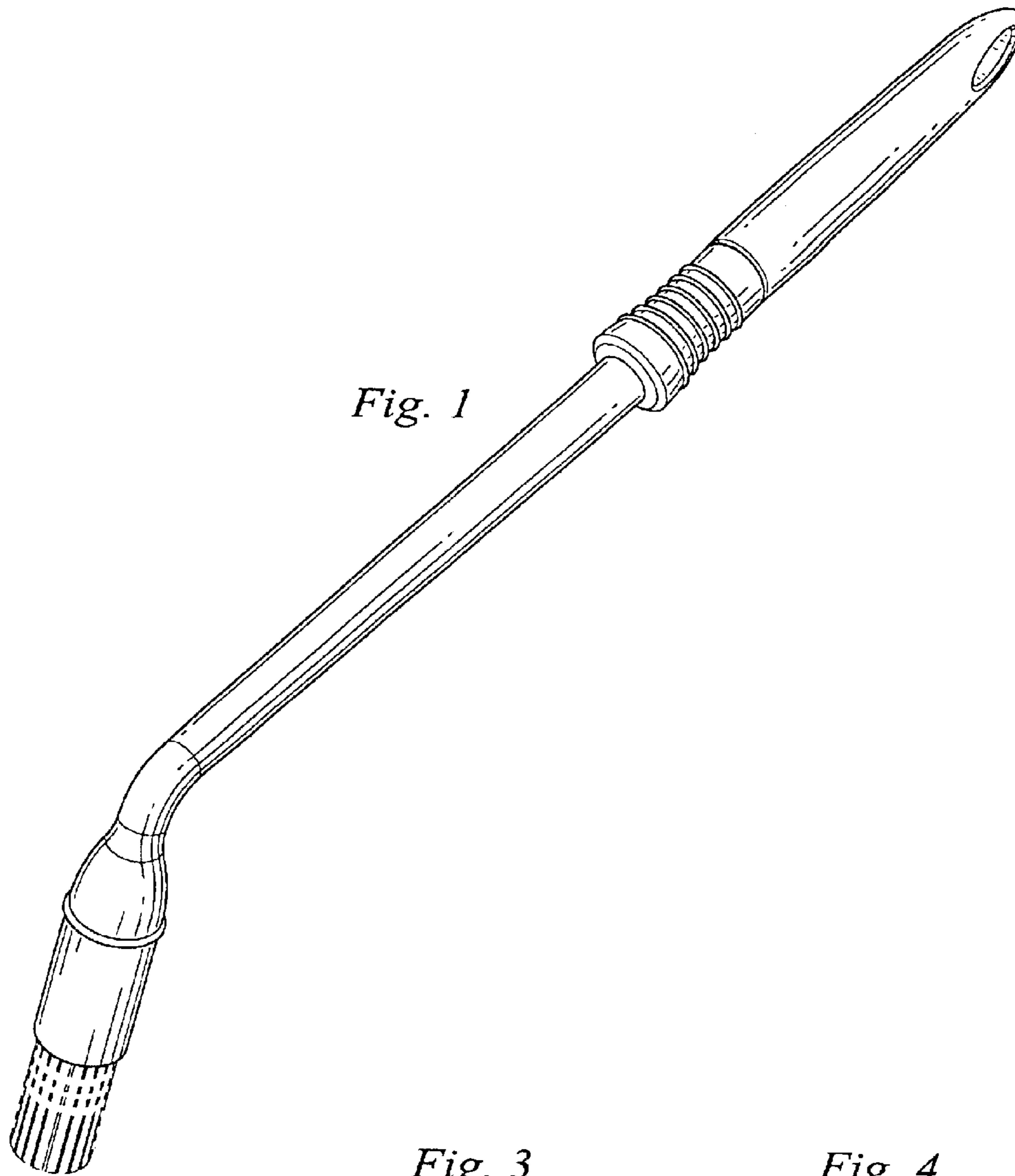


Fig. 3

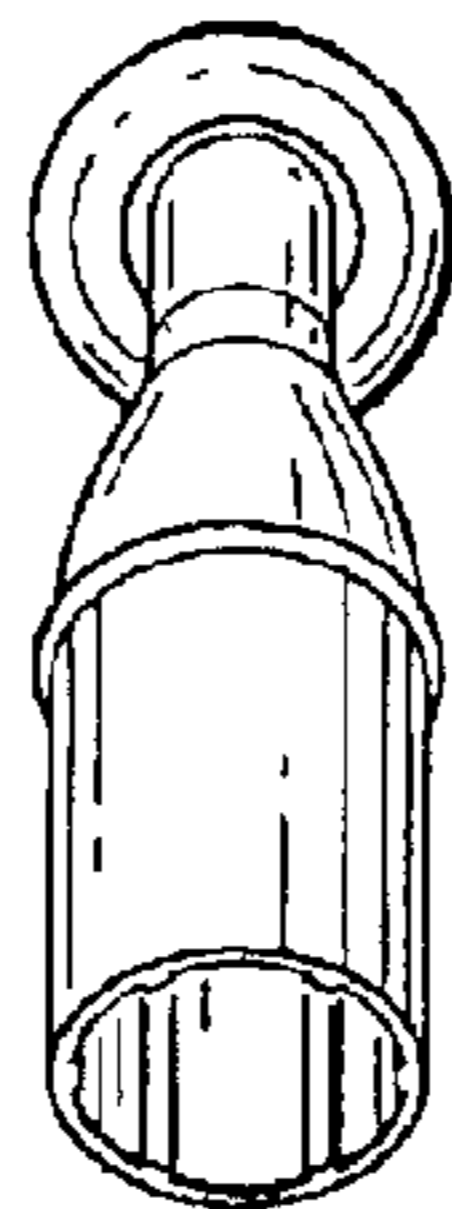

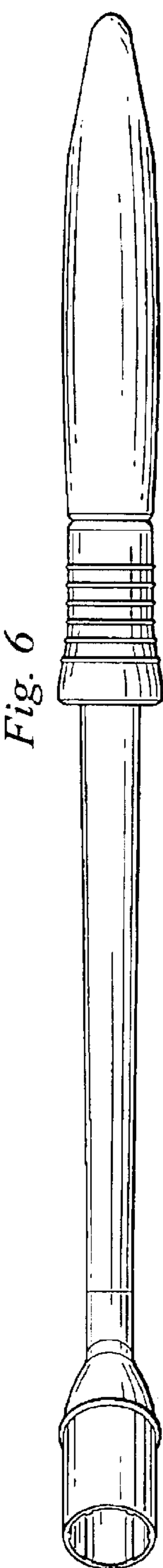
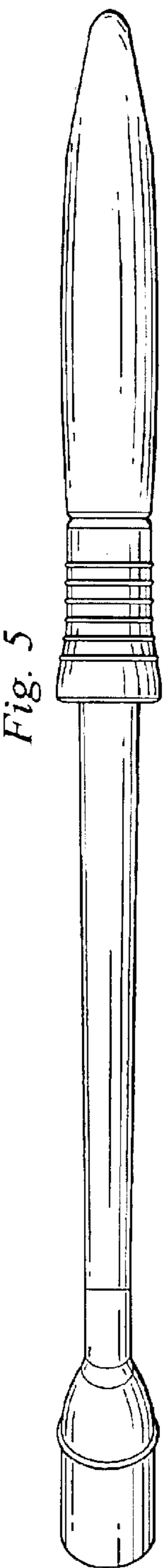
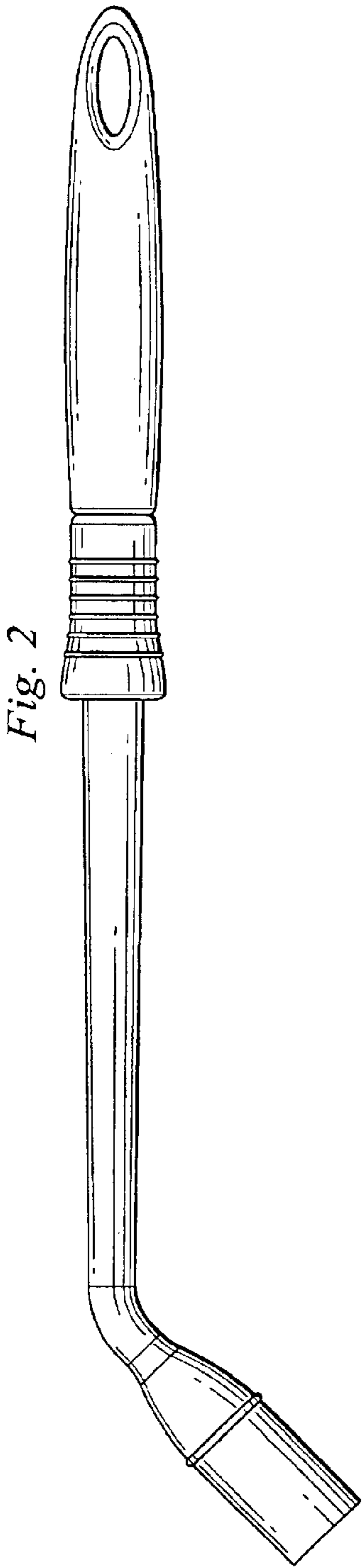


Fig. 4





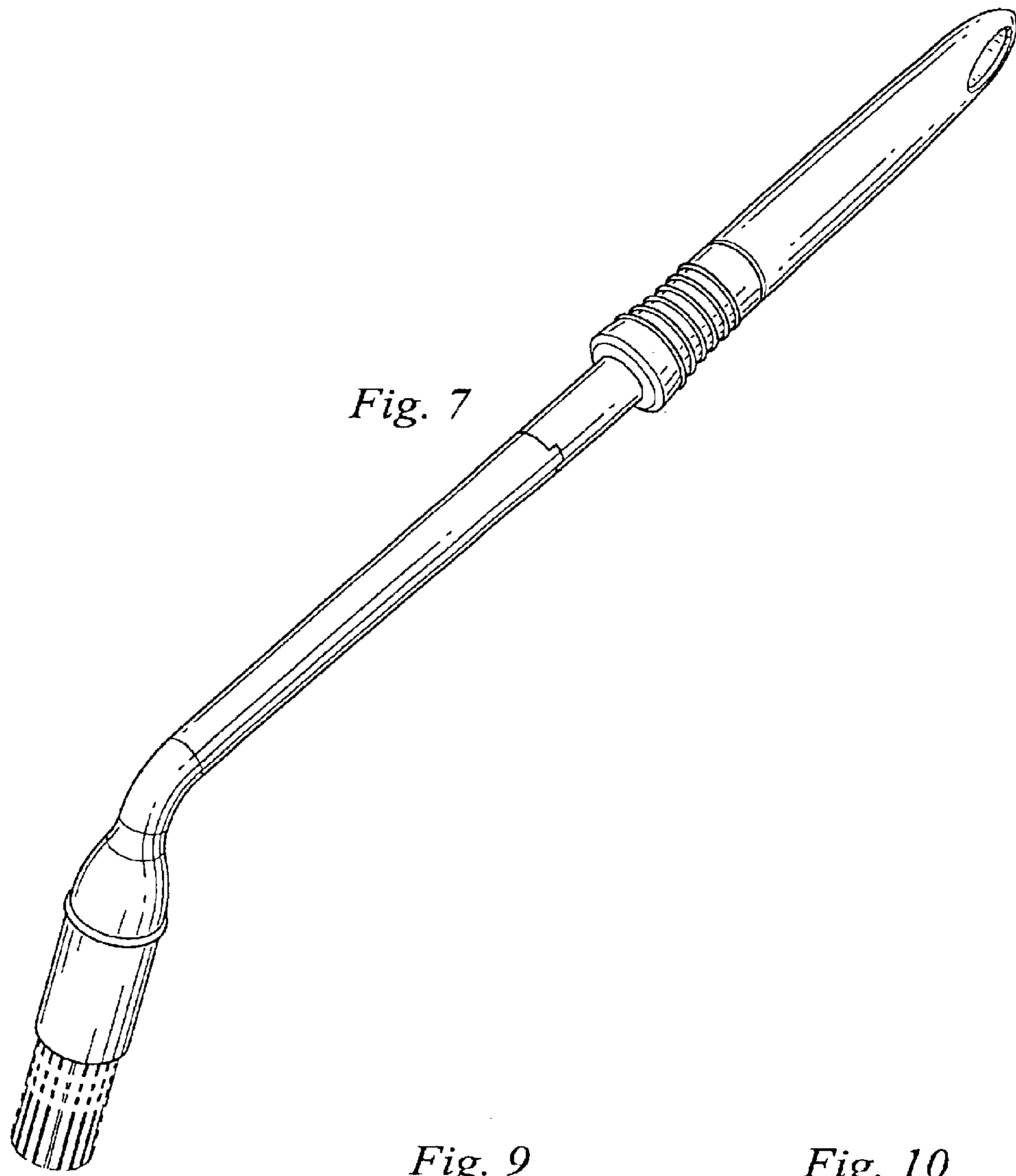


Fig. 9

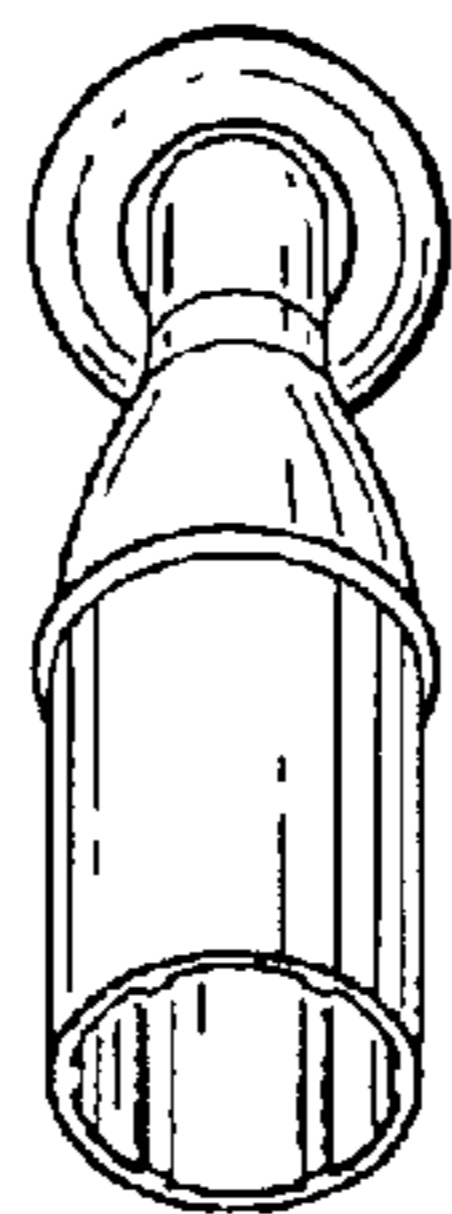


Fig. 10




Fig. 8

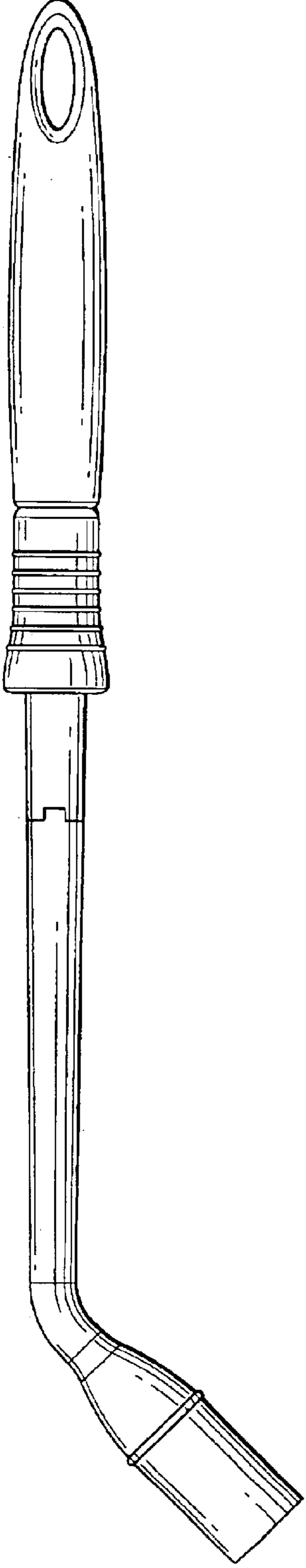


Fig. 11

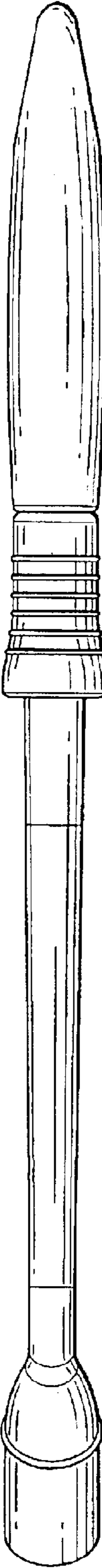
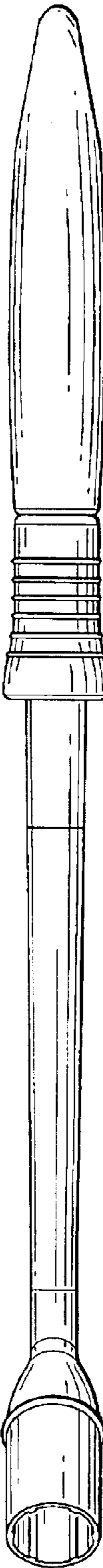


Fig. 12



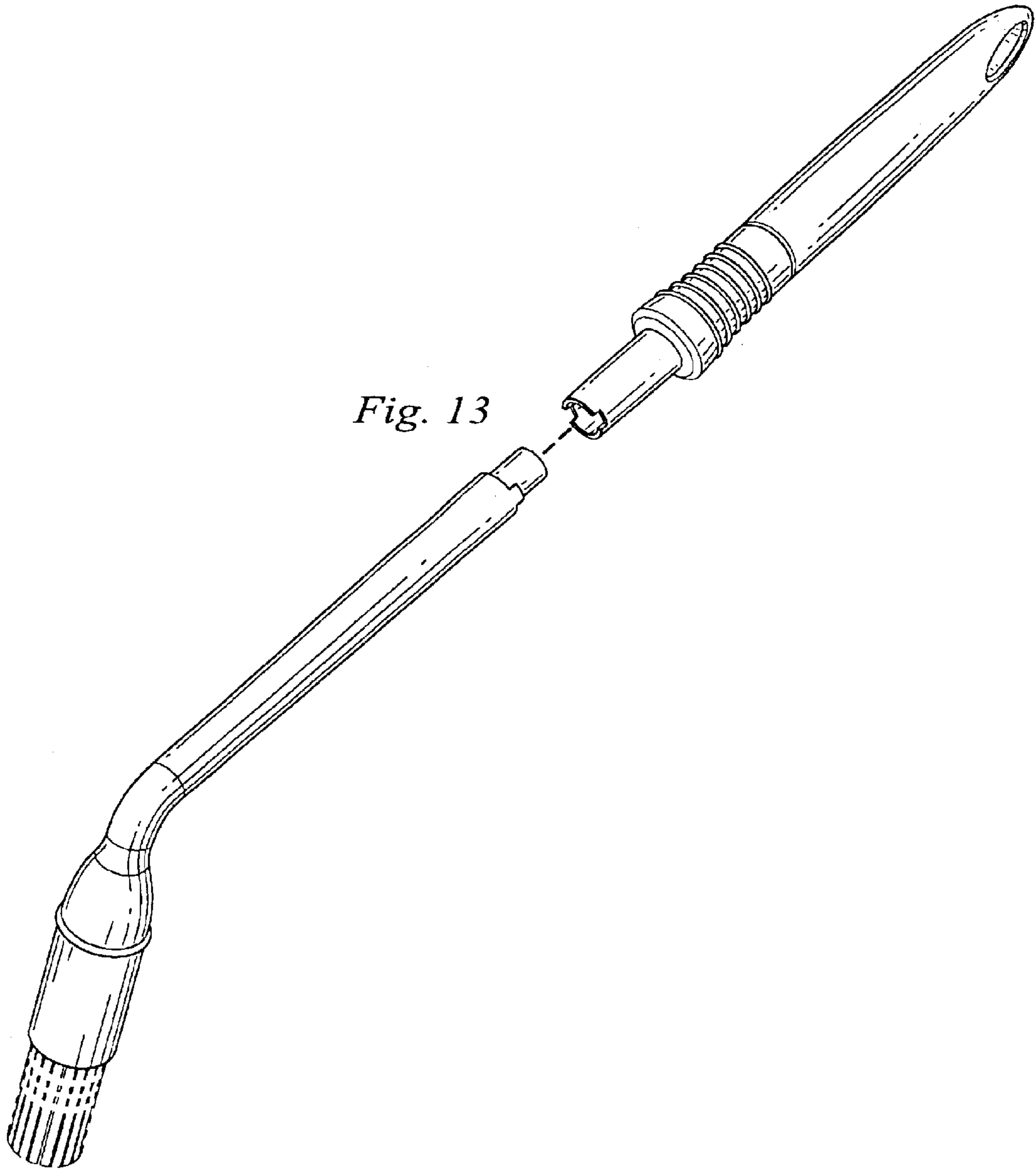


Fig. 13