

US00D496509S1

(12) **United States Design Patent** (10) **Patent No.:** **US D496,509 S**  
**Petner** (45) **Date of Patent:** **\*\* Sep. 21, 2004**

(54) **DECK MOP WITH SCRUBBER**

5,768,736 A \* 6/1998 Preston ..... 15/147.1

(75) Inventor: **Robert E. Petner**, Burlington, NJ (US)

\* cited by examiner

(73) Assignee: **Quickie Manufacturing Corporation**,  
Cinnaminson, NJ (US)

*Primary Examiner*—Alan P. Douglas  
*Assistant Examiner*—Lavone D. Tabor

(\*\*) Term: **14 Years**

(74) *Attorney, Agent, or Firm*—Stuart M. Goldstein

(21) Appl. No.: **29/198,973**

(22) Filed: **Feb. 6, 2004**

(51) **LOC (7) Cl.** ..... **04-01**

(52) **U.S. Cl.** ..... **D32/42; D32/50**

(58) **Field of Search** ..... D32/40, 42, 50,  
D32/51; 15/116.1, 118, 119.1, 143.1, 147.1,  
147.2, 148, 151, 228, 229.1, 229.2

(56) **References Cited**

**U.S. PATENT DOCUMENTS**

3,399,499 A \* 9/1968 Stetz et al. .... 15/118 X  
3,696,460 A \* 10/1972 Moss ..... 15/229.1  
3,750,218 A \* 8/1973 Rosocha ..... 15/118  
4,615,065 A \* 10/1986 Demetriades ..... 15/229.2  
4,675,932 A \* 6/1987 Hofacker, Jr. .... 15/118  
4,995,134 A \* 2/1991 Monahan ..... 15/151

(57) **CLAIM**

The ornamental design for a deck mop with scrubber, as  
shown and described.

**DESCRIPTION**

FIG. 1 is a perspective view of the design of the present  
invention.

FIG. 2 is a front view of the design of the present invention.

FIG. 3 is a rear view of the design of the present invention.

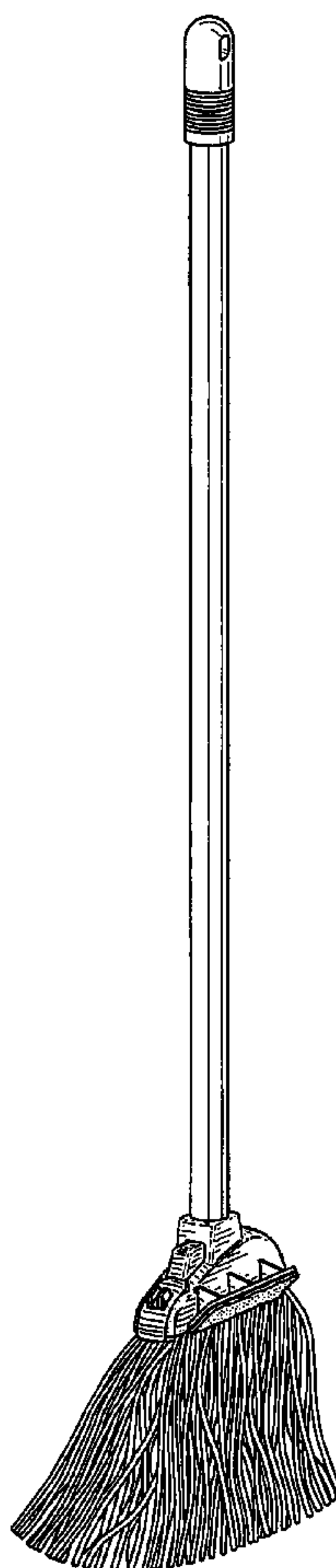
FIG. 4 is a side view of the design of the present invention.

FIG. 5 is the opposite view of the design of the present  
invention.

FIG. 6 is the top view of the design of the present invention;  
and,

FIG. 7 is the bottom view of the design of the present  
invention.

**1 Claim, 4 Drawing Sheets**



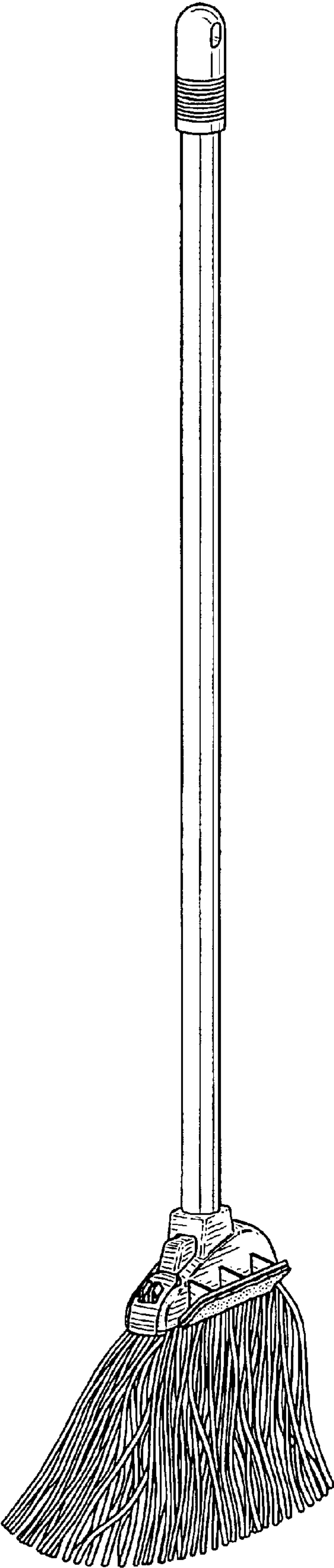


FIG. 1

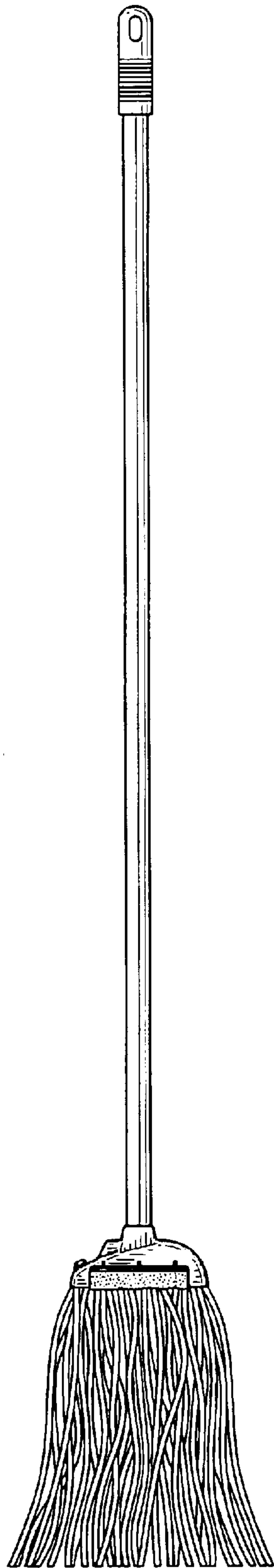


FIG. 2

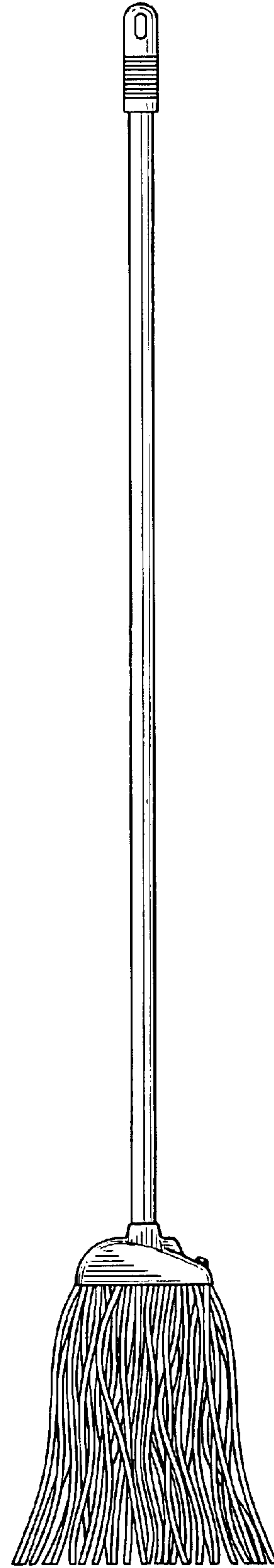


FIG. 3

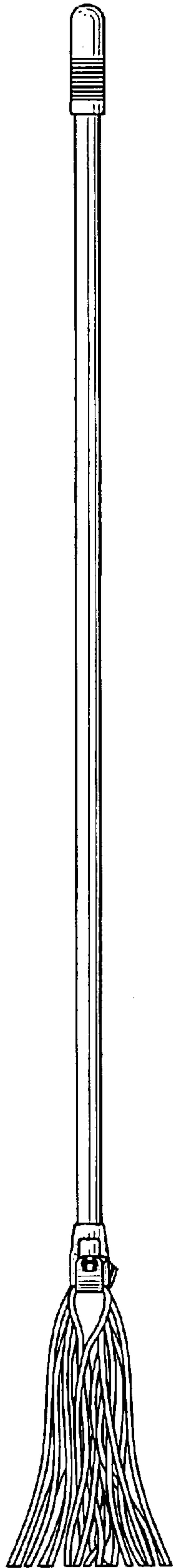


FIG. 4

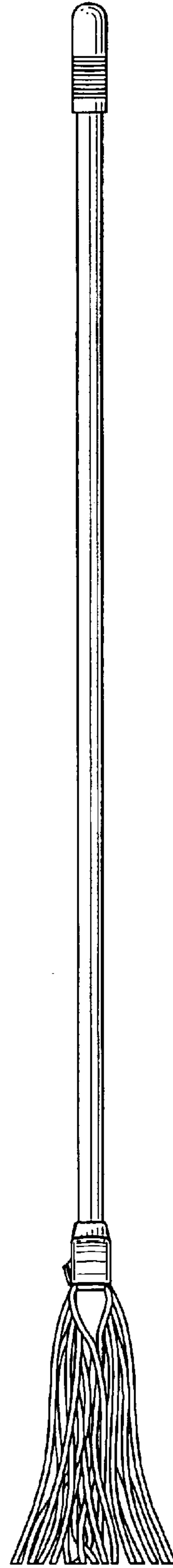


FIG. 5

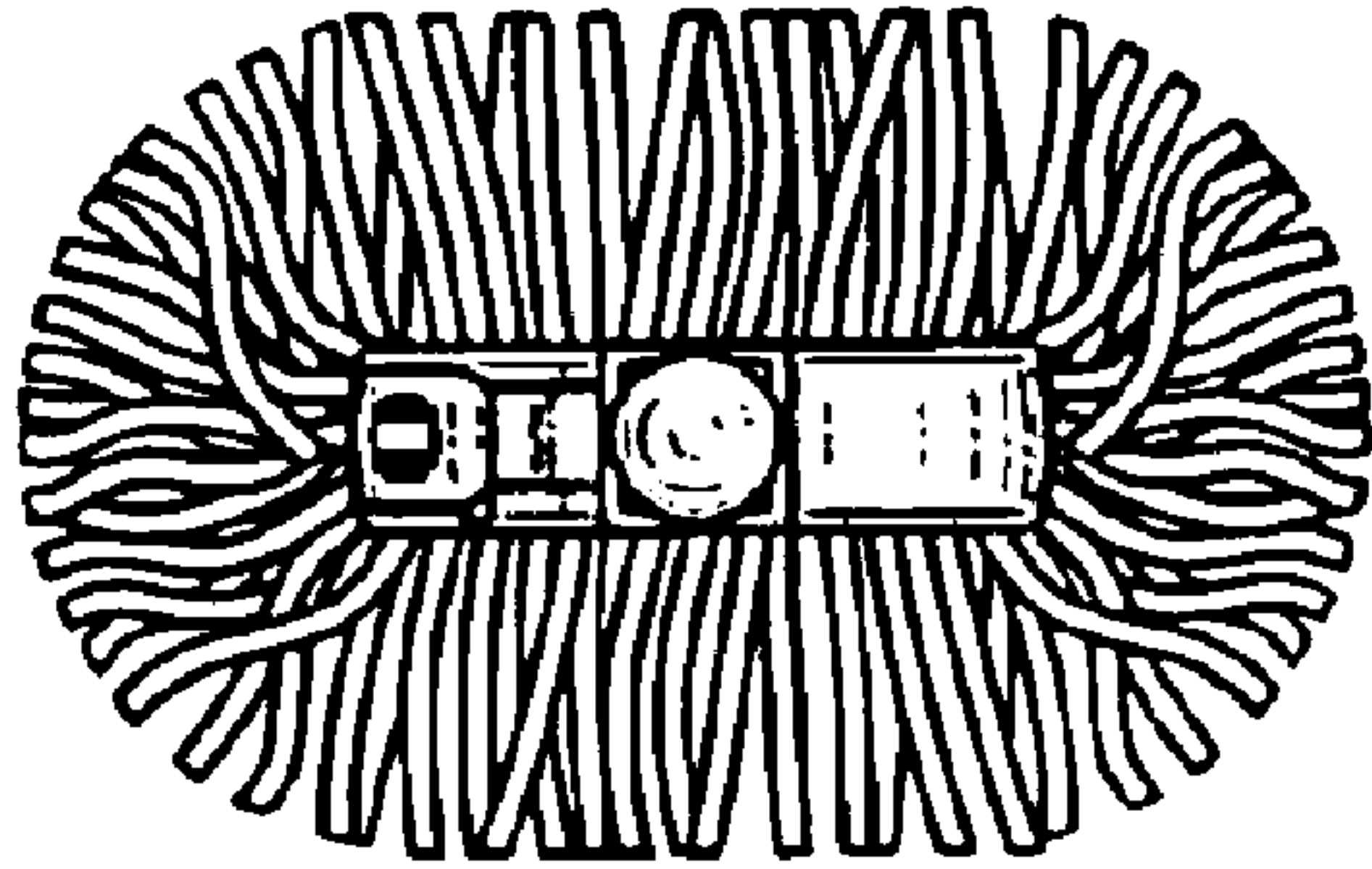


FIG. 6




FIG. 7