

US00D496505S1

(12) **United States Design Patent**  
**Roberts**

(10) **Patent No.:** **US D496,505 S**

(45) **Date of Patent:** **\*\* Sep. 21, 2004**

(54) **DRYER DOOR**

D432,281 S \* 10/2000 LaZar et al. .... D32/6

(75) Inventor: **Michael C. Roberts**, Lawrence, KS  
(US)

\* cited by examiner

(73) Assignee: **Maytag Corporation**, Newton, IA (US)

*Primary Examiner*—Robert A. Delehanty  
(74) *Attorney, Agent, or Firm*—McKee, Voorhees & Sease,  
P.L.C.

(\*\*) Term: **14 Years**

(57) **CLAIM**

(21) Appl. No.: **29/188,405**

I claim the ornamental design for a dryer door, substantially  
as shown.

(22) Filed: **Aug. 18, 2003**

**DESCRIPTION**

(51) **LOC (7) Cl.** ..... **15-05**

(52) **U.S. Cl.** ..... **D32/25**

(58) **Field of Search** ..... D32/1, 5-6, 8,  
D32/10, 25; 38/1 A; 34/523, 132, 603,  
235, 417, 600, 237-238, 534; 68/3 R, 152-156,  
212; D6/432, 441, 446, 448

FIG. 1 is a perspective view of a clothes dryer having left  
hand and right hand doors with the design of the present  
invention.

FIG. 2 is an enlarged front elevation view of the doors.

FIG. 3 is an enlarged top plan view of the doors.

FIG. 4 is an enlarged left side view of the doors; and,

FIG. 5 is an enlarged right side view of the doors.

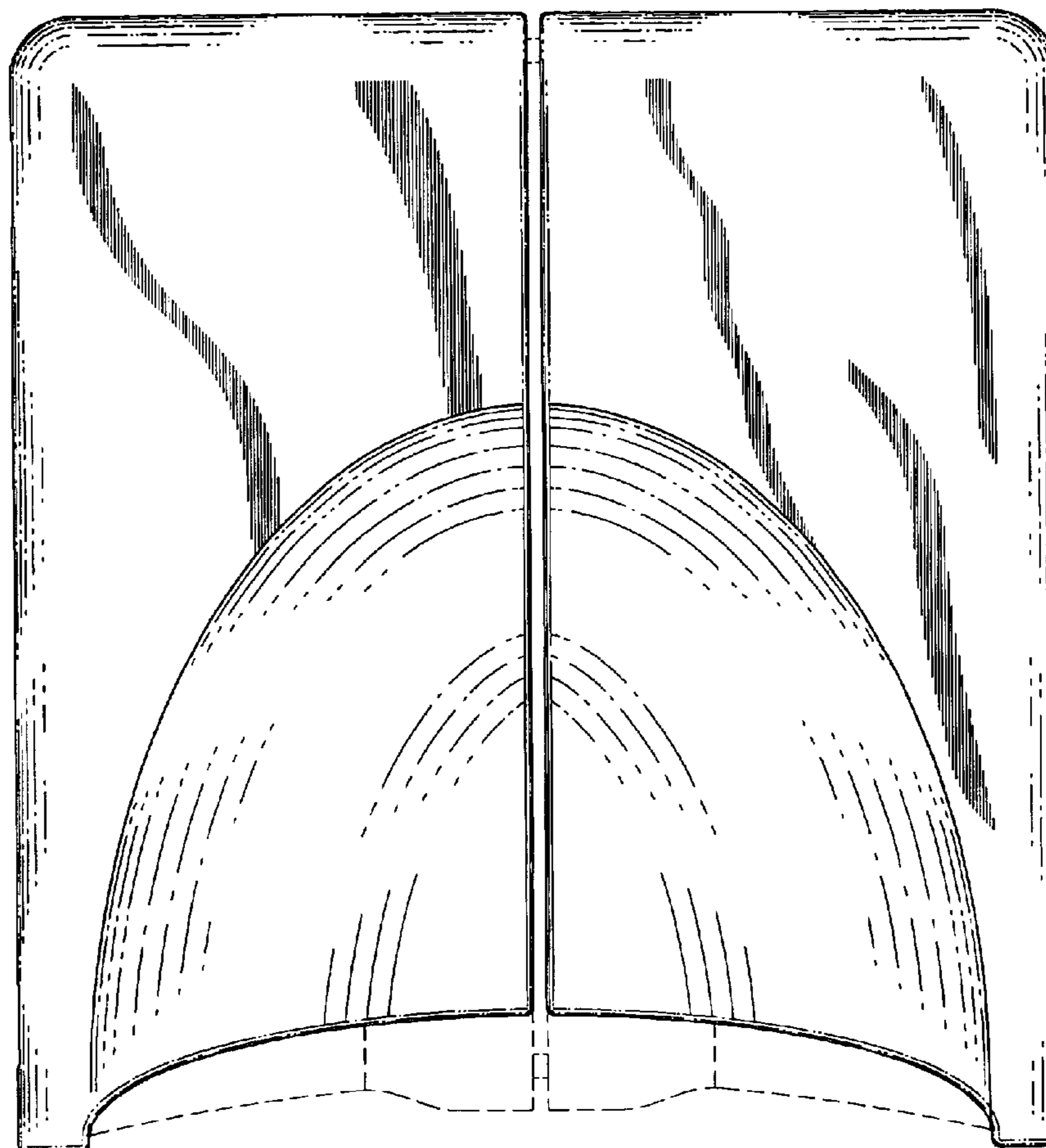
Applicant makes no claim to the rear or bottom views of the  
doors. Applicant makes no claim to the features shown in  
broken lines.

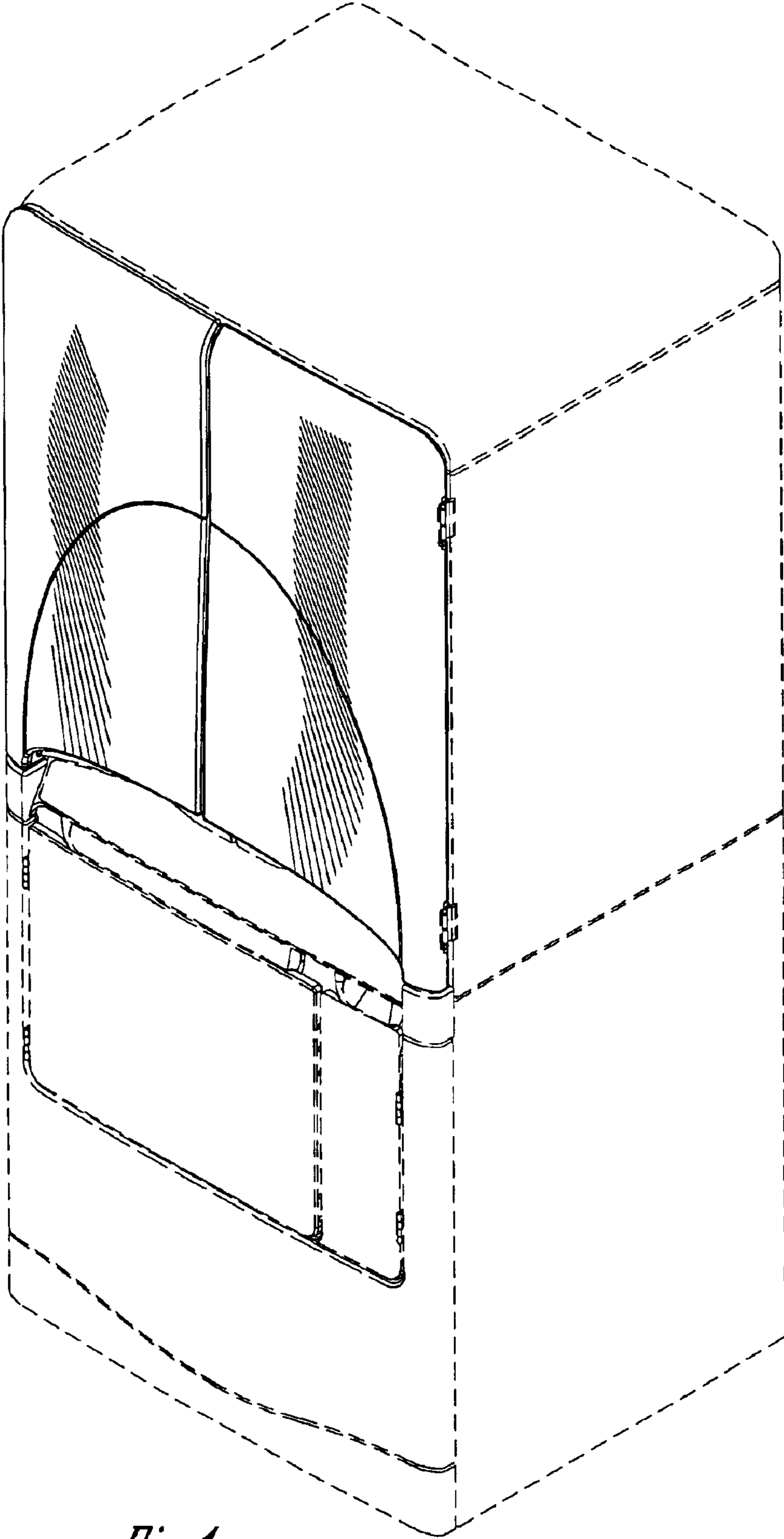
(56) **References Cited**

**U.S. PATENT DOCUMENTS**

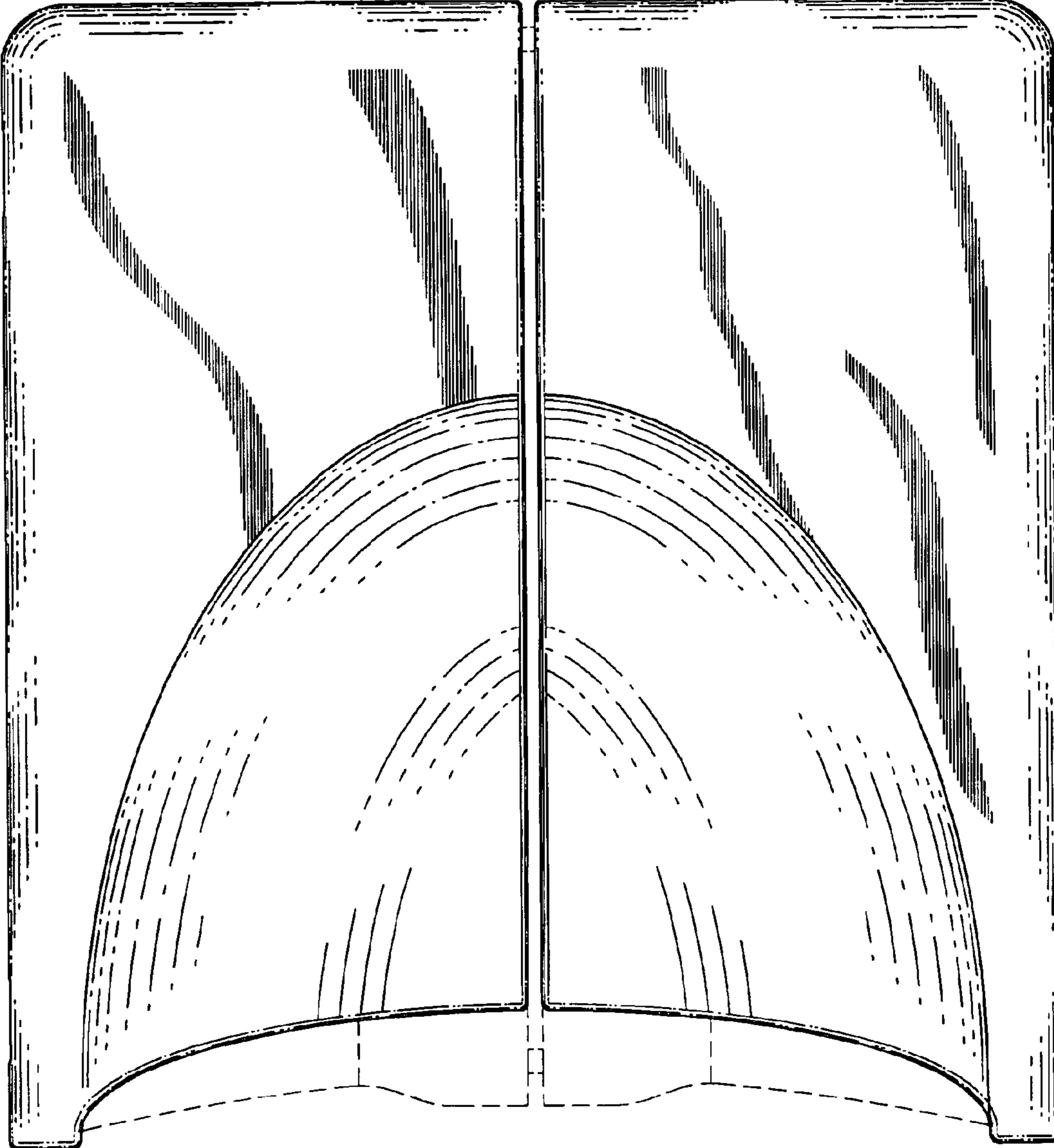
- D131,354 S \* 2/1942 Schreckengost ..... D6/446
- 4,575,951 A \* 3/1986 Eyzaguirre ..... 34/235
- D361,002 S \* 8/1995 Ferguson ..... D6/446

**1 Claim, 3 Drawing Sheets**

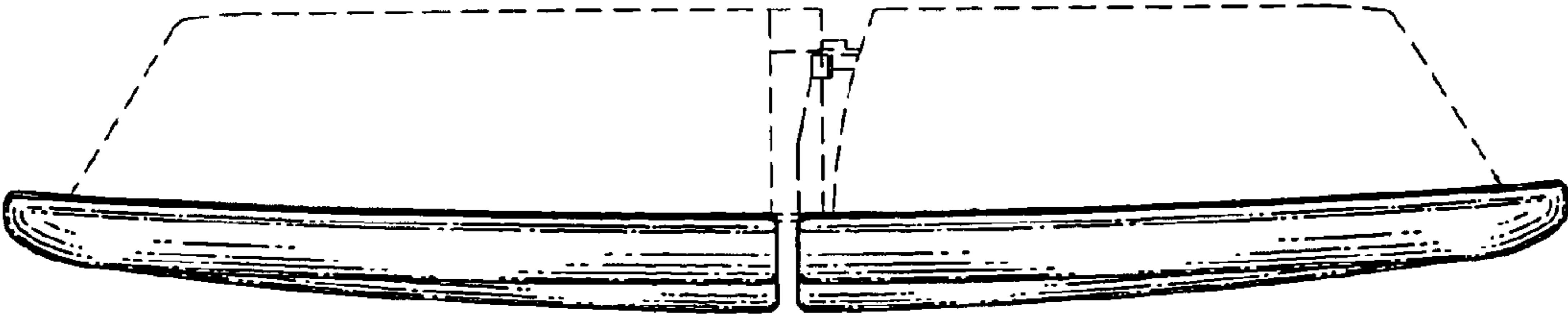




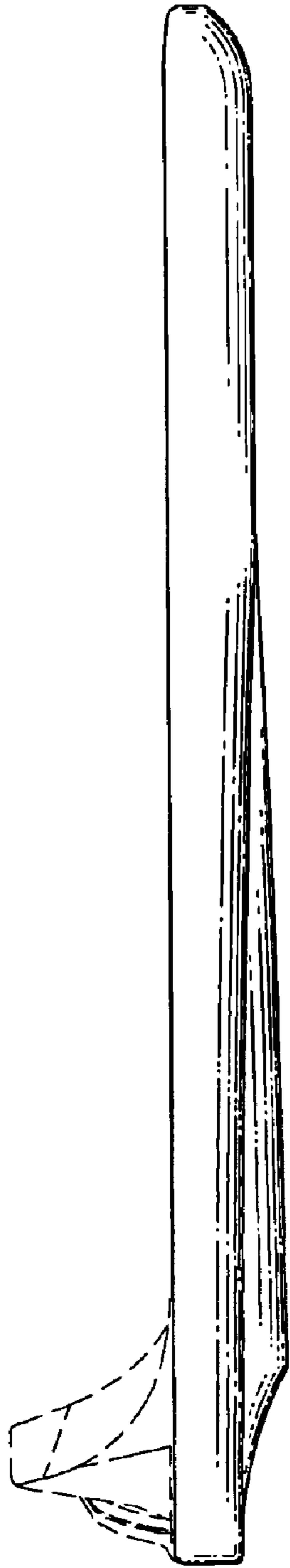
*Fig. 1*



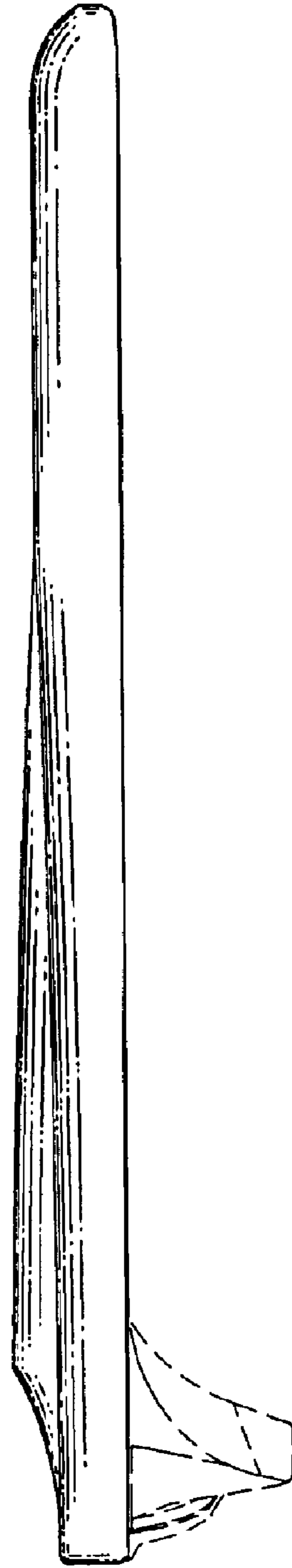
*Fig. 2*



*Fig. 3*



*Fig. 4*



*Fig. 5*