

US00D496487S1

(12) **United States Design Patent**
Rhee

(10) **Patent No.:** **US D496,487 S**
(45) **Date of Patent:** **** Sep. 21, 2004**

(54) **COMBINATION LIGHT FIXTURE AND LENS ASSEMBLY**

(75) Inventor: **Shin W. Rhee**, Northridge, CA (US)

(73) Assignee: **Thin-Lite Corporation**, Camarillo, CA (US)

(**) Term: **14 Years**

(21) Appl. No.: **29/187,346**

(22) Filed: **Jul. 31, 2003**

(51) **LOC (7) Cl.** **26-03**

(52) **U.S. Cl.** **D26/89**

(58) **Field of Search** D26/72, 80-92;
326/147, 404-408, 431, 432

(56) **References Cited**

U.S. PATENT DOCUMENTS

3,239,661 A	3/1966	Wince et al.	
D211,820 S	* 7/1968	Pettingill	D26/85
3,792,250 A	2/1974	Kilbourn et al.	
4,071,749 A	* 1/1978	Balogh	D26/85
4,633,377 A	* 12/1986	Mackiewicz	362/408
4,667,275 A	5/1987	Herst et al.	
4,698,733 A	10/1987	Griffin	
4,772,216 A	9/1988	Szymanek	
D300,874 S	4/1989	Szymanek	
4,827,386 A	5/1989	Mackiewicz	
4,891,737 A	1/1990	Szymanek	
D307,059 S	4/1990	Szymanek	

307,059	4/1990	Szymanek	
D308,423 S	* 6/1990	Galipeau et al.	D26/67
D330,268 S	10/1992	Jaksich	
5,171,085 A	12/1992	Jaksich	
5,906,427 A	5/1999	Noh	
6,045,242 A	4/2000	Wegrzyn et al.	
6,224,233 B1	* 5/2001	Fischer et al.	362/147
D443,942 S	* 6/2001	Dye et al.	D26/72
6,280,052 B1	8/2001	White	
6,390,654 B1	5/2002	Diaz et al.	
D481,822 S	* 11/2003	Wang	D26/85

* cited by examiner

Primary Examiner—Clare E Heflin

(74) *Attorney, Agent, or Firm*—Fulwider Patton Lee & Utecht

(57) **CLAIM**

The ornamental design for a combination light fixture and lens assembly, as shown and described.

DESCRIPTION

FIG. 1 is a bottom perspective view of a combination light fixture and lens assembly showing my new design; FIG. 2 is a bottom plan view, in a large scale, thereof; FIG. 3 is a top plan view thereof in a large scale; FIG. 4 is a front view thereof in a large scale; FIG. 5 is a back view thereof in a large scale; FIG. 6 is a left side view thereof in a large scale; and, FIG. 7 is a right-hand side view thereof in a large scale.

1 Claim, 3 Drawing Sheets

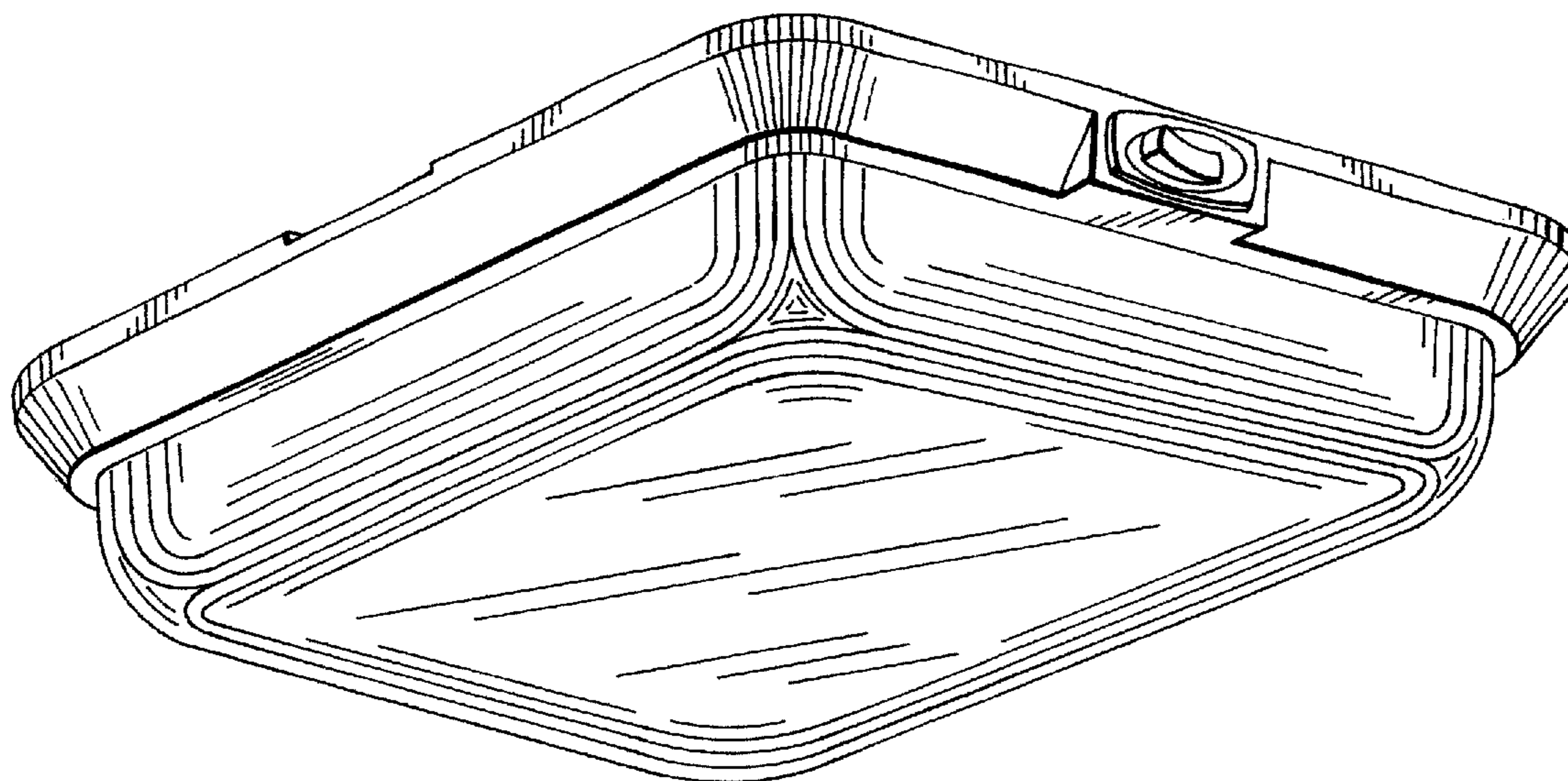


FIG. 1

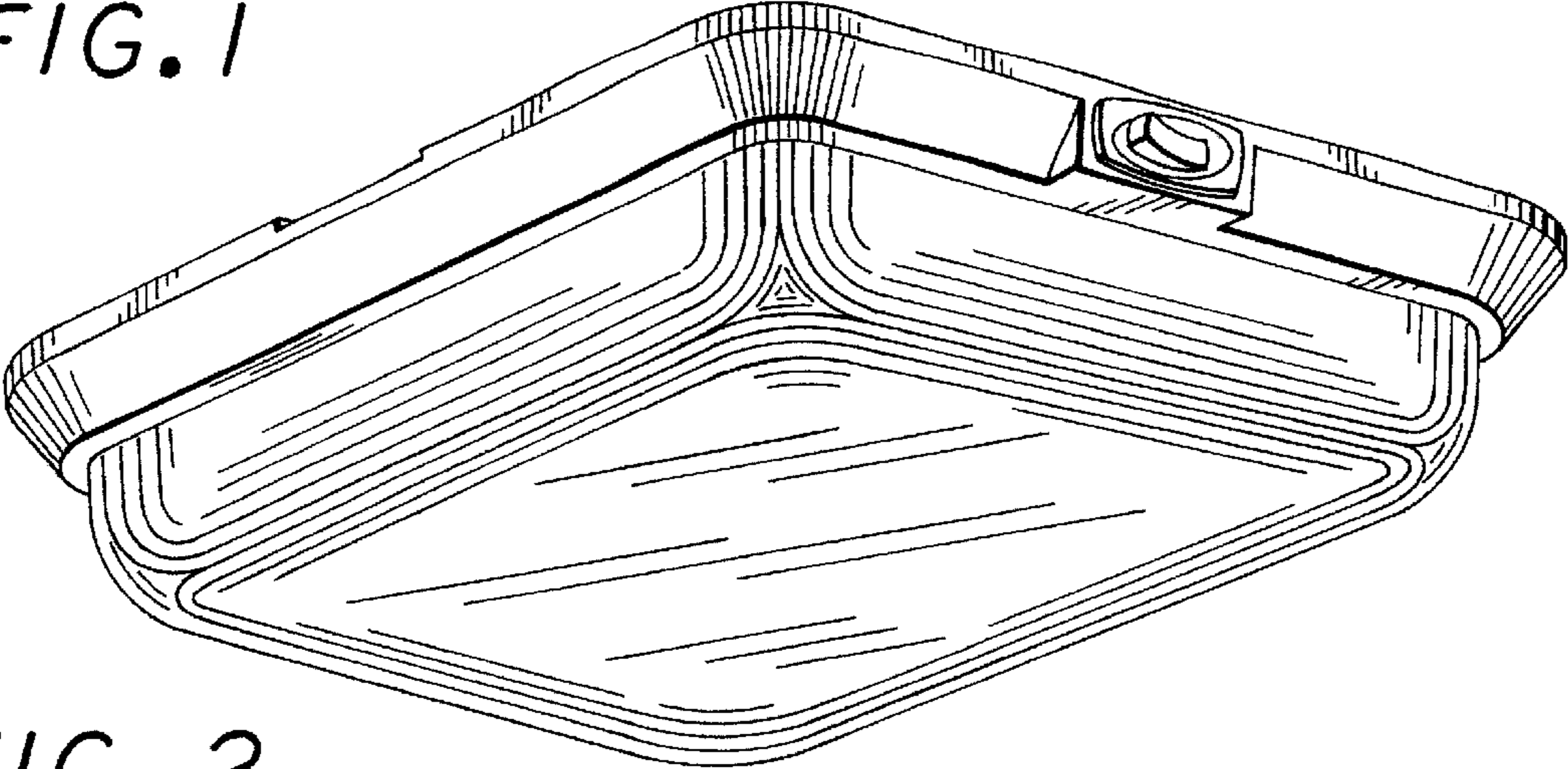


FIG. 2

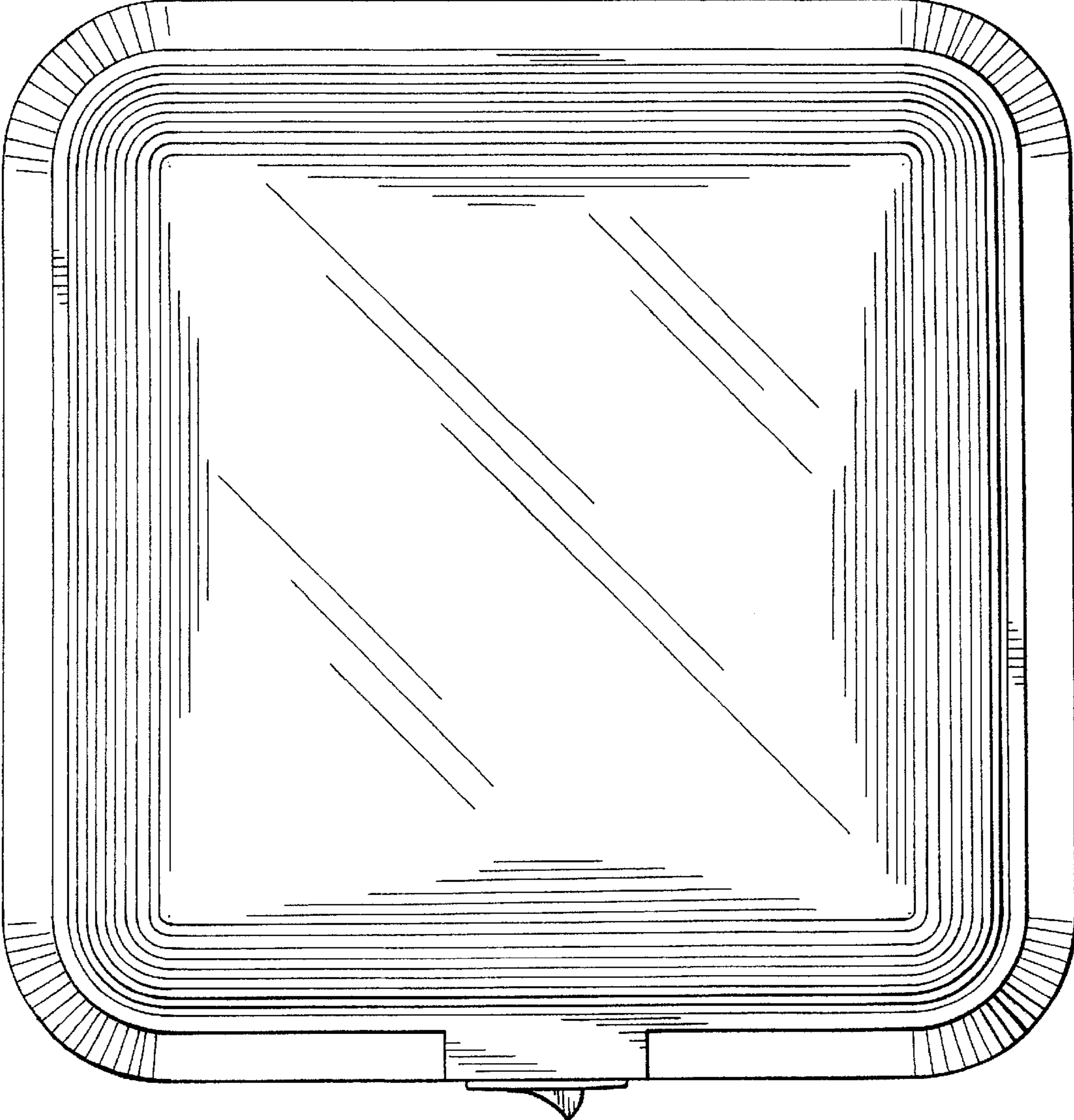


FIG. 3

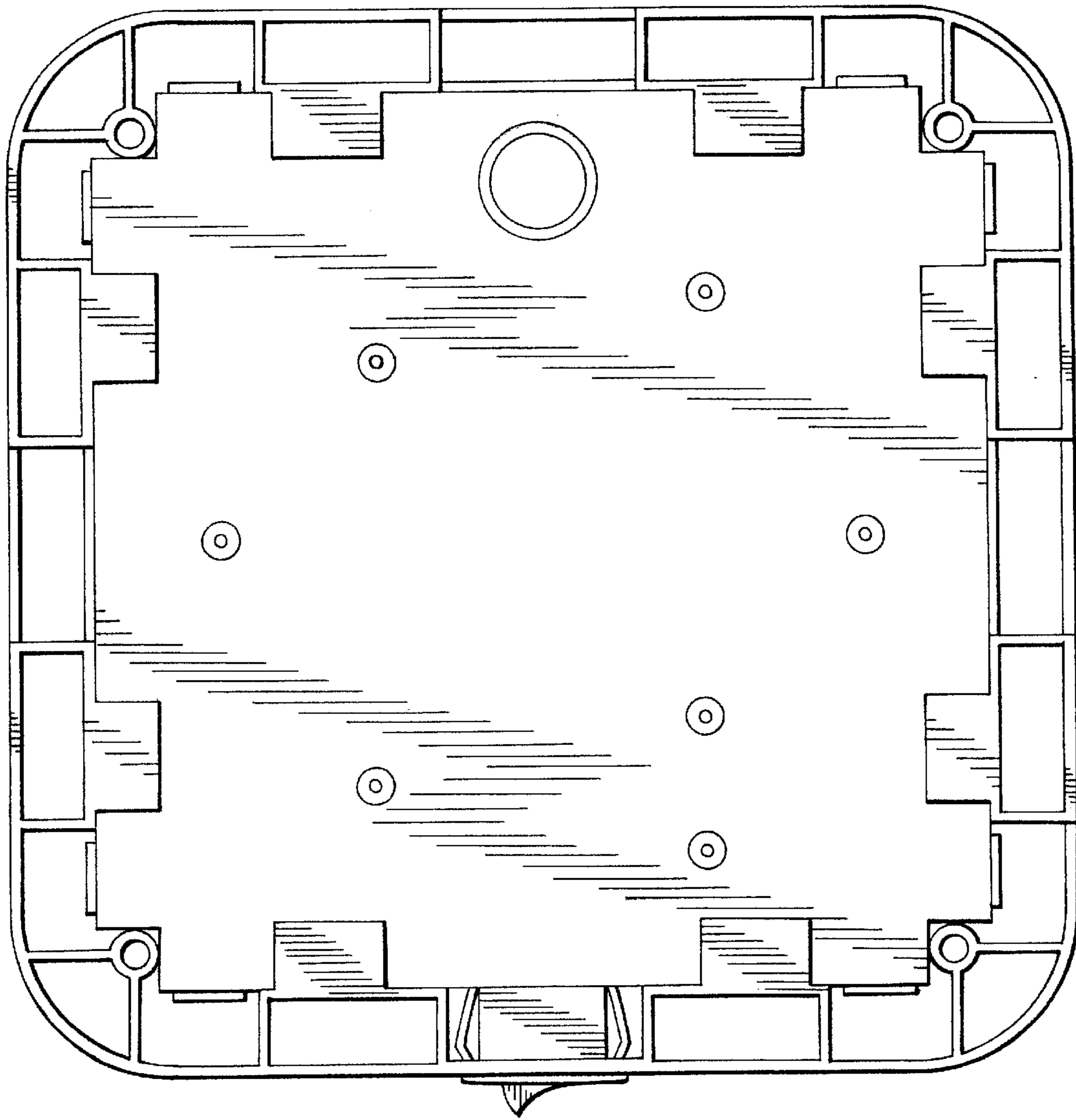


FIG. 4

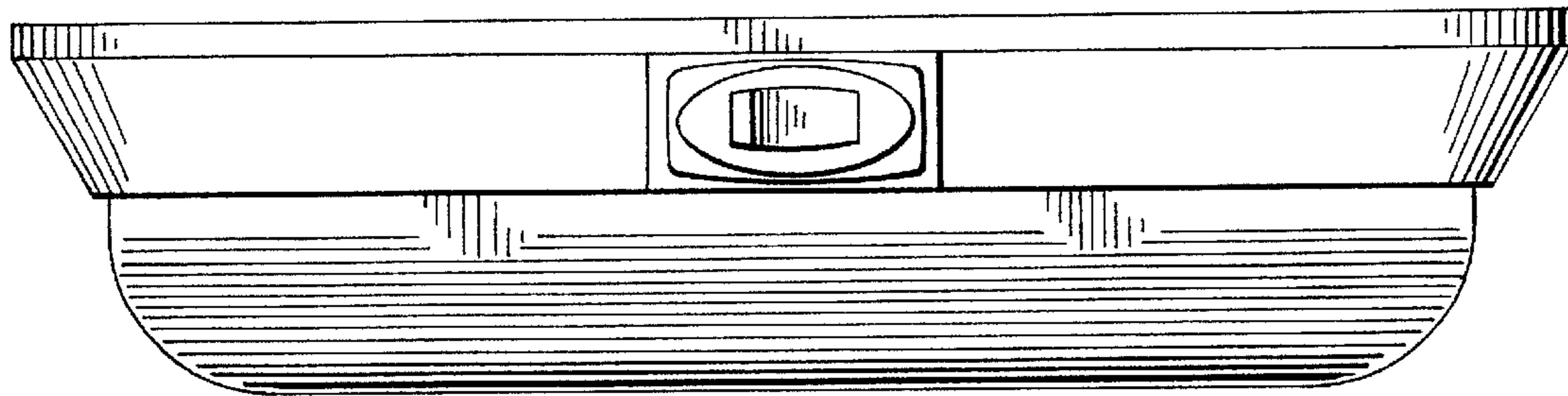


FIG. 5

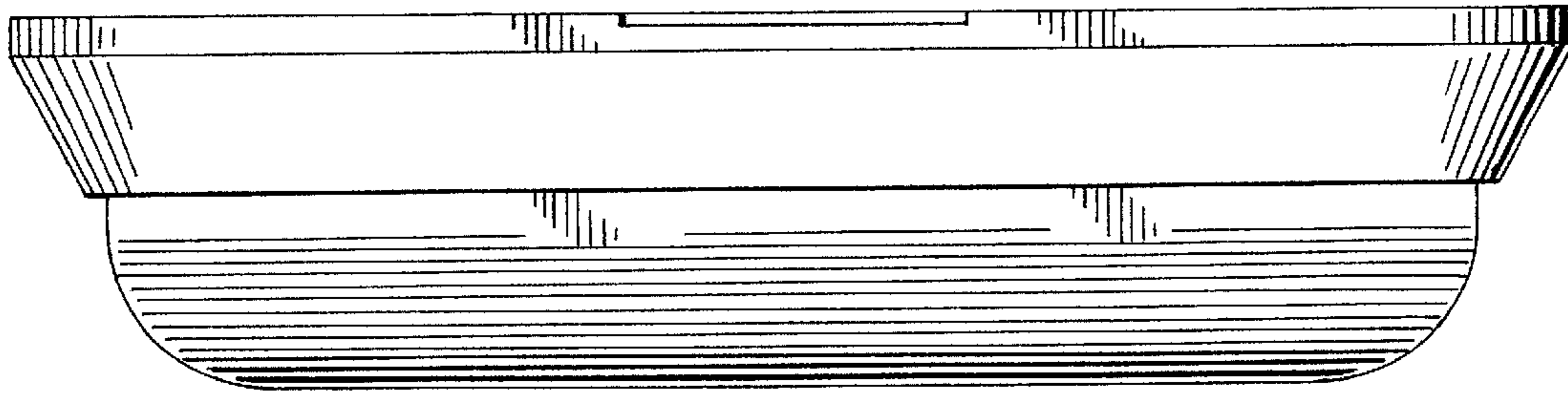


FIG. 6




FIG. 7

