

US00D496485S1

(12) **United States Design Patent**
Stekelenburg

(10) **Patent No.:** **US D496,485 S**

(45) **Date of Patent:** **** Sep. 21, 2004**

(54) **HOUSE NUMBER LIGHT**

D289,305 S * 4/1987 Rutter D20/17
D310,576 S * 9/1990 Narbut et al. D26/58

(75) Inventor: **Albert Stekelenburg**, Taipei (TW)

* cited by examiner

(73) Assignee: **All-Line Inc.**, Taipei (TW)

Primary Examiner—Clare E Heflin

(**) Term: **14 Years**

(74) *Attorney, Agent, or Firm*—Troxell Law Office PLLC

(21) Appl. No.: **29/188,132**

(57) **CLAIM**

(22) Filed: **Aug. 14, 2003**

The ornamental design for a house number light, as shown and described.

(51) **LOC (7) Cl.** **26-05**

DESCRIPTION

(52) **U.S. Cl.** **D26/72; D20/42**

(58) **Field of Search** D26/72, 80-92,
D26/51, 24; D20/17, 10, 42; 362/147, 404-408,
812

FIG. 1 is a top view of a house number light showing of my new design;

FIG. 2 is a front view thereof;

FIG. 3 is a bottom view thereof;

FIG. 4 is a left side view thereof (right side elevational view is symmetrical as left side elevational view); and,

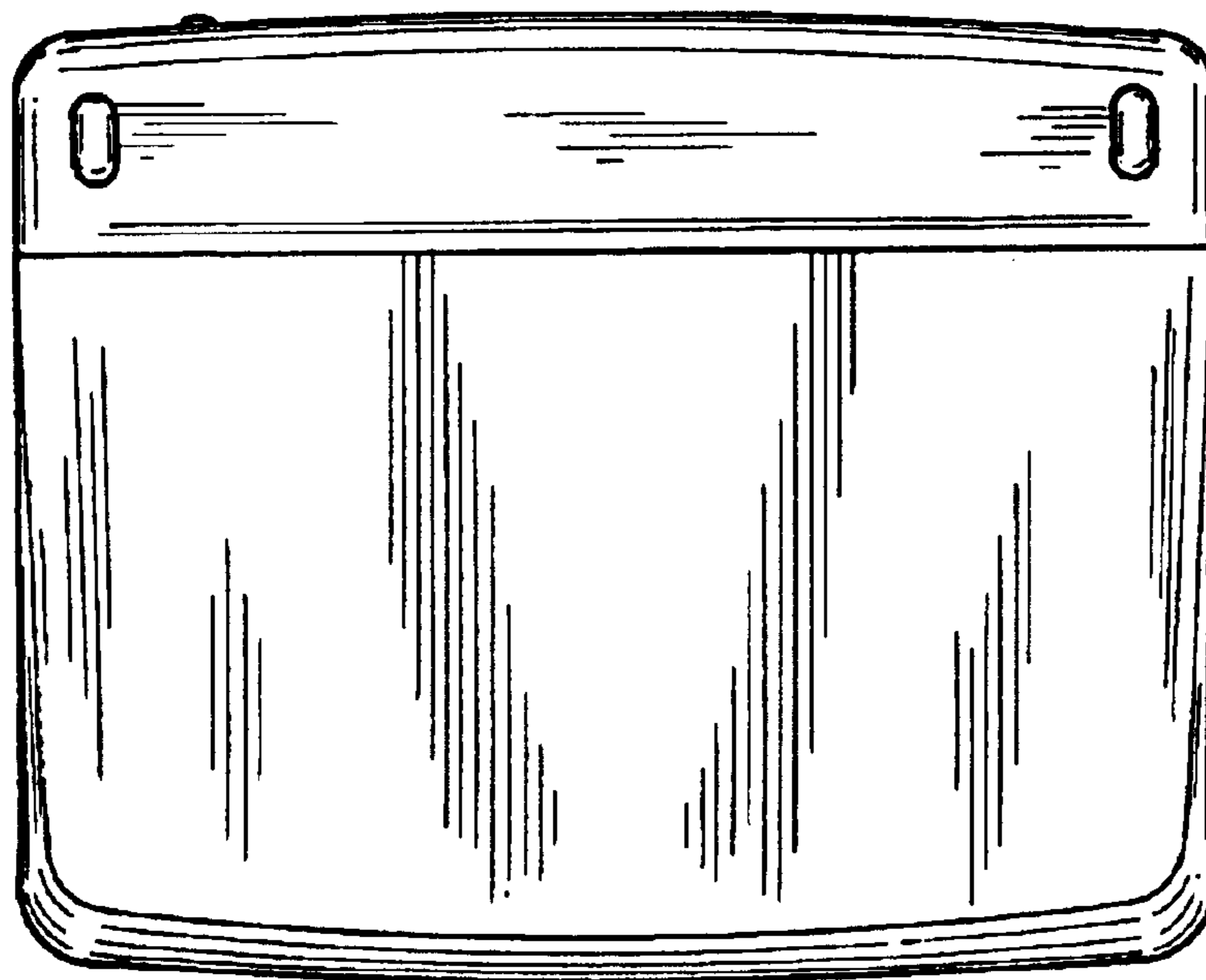
FIG. 5 is a rear view thereof.

(56) **References Cited**

U.S. PATENT DOCUMENTS

D152,889 S * 3/1949 Kuhler D11/140
D154,274 S * 6/1949 Heller D26/51
D209,365 S * 11/1967 Hartwell D28/77

1 Claim, 2 Drawing Sheets






FIG. 1

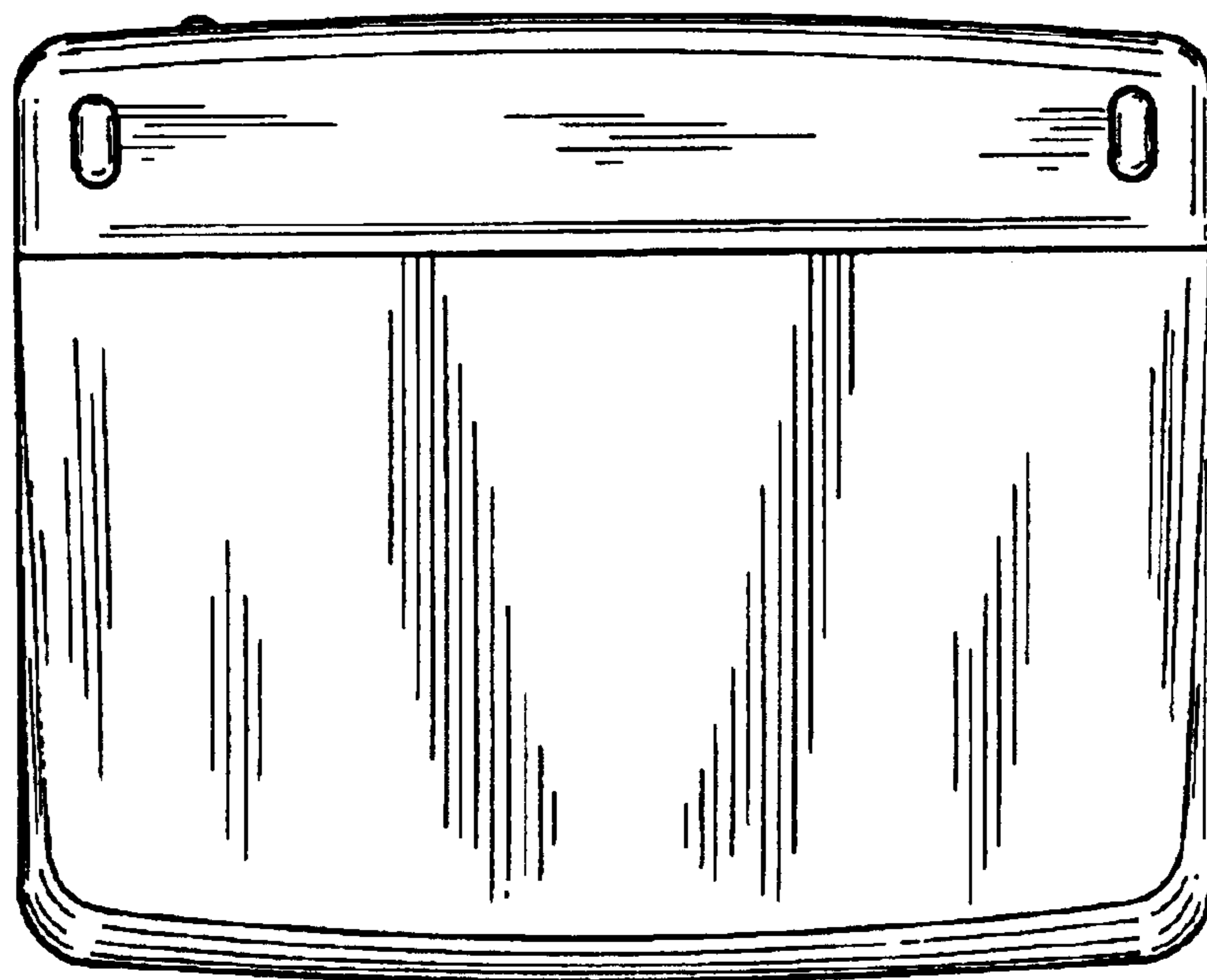


FIG. 2




FIG. 3



FIG. 4

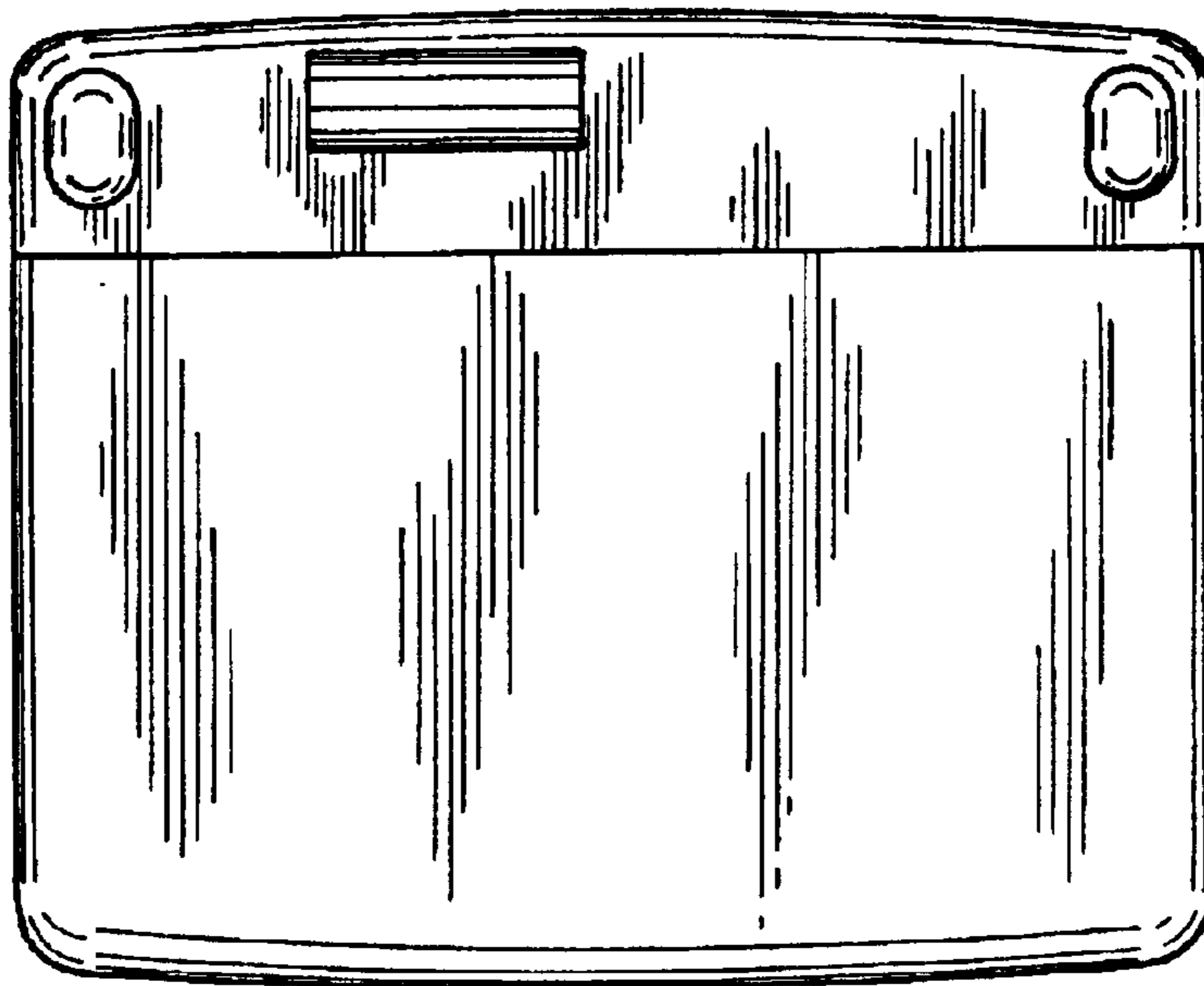


FIG. 5