

US00D496477S1

(12) **United States Design Patent** (10) **Patent No.:** **US D496,477 S**  
**Hagino** (45) **Date of Patent:** **\*\* Sep. 21, 2004**

(54) **REAR COMBINATION LAMP FOR AN AUTOMOBILE**

(75) Inventor: **Takashi Hagino**, Aichi-ken (JP)

(73) Assignee: **Toyota Jidosha Kabushiki Kaisha** (JP)

(\*\*) Term: **14 Years**

(21) Appl. No.: **29/190,669**

(22) Filed: **Sep. 24, 2003**

(51) **LOC (7) Cl.** ..... **26-06**

(52) **U.S. Cl.** ..... **D26/28**

(58) **Field of Search** ..... D26/28-36; 362/61, 362/80, 81, 82, 83, 83.4, 267, 269, 275, 330-340

(56) **References Cited**

**U.S. PATENT DOCUMENTS**

D474,292 S	*	5/2003	Yang	.....	D26/28
D477,098 S	*	7/2003	Moriai et al.	.....	D26/28
D485,921 S	*	1/2004	Liao	.....	D26/28

**OTHER PUBLICATIONS**

2003 Toyota Corolla; Brochure of Corolla; 2003.

\* cited by examiner

*Primary Examiner*—Marcus A. Jackson

(74) *Attorney, Agent, or Firm*—SAIDMAN DesignLaw Group


(57) **CLAIM**


The ornamental design for a rear combination lamp for an automobile, as shown and described.

**DESCRIPTION**

FIG. 1 is a front perspective view of a rear combination lamp for an automobile showing my new design; FIG. 2 is a front view thereof; FIG. 3 is a rear view thereof; FIG. 4 is a right-side view thereof; FIG. 5 is a left-side view thereof; FIG. 5 is a top view thereof; and, FIG. 7 is a bottom view thereof.

**1 Claim, 3 Drawing Sheets**






**FIG. 1**



**FIG. 2**



**FIG. 3**




FIG. 4




FIG. 5




FIG. 6

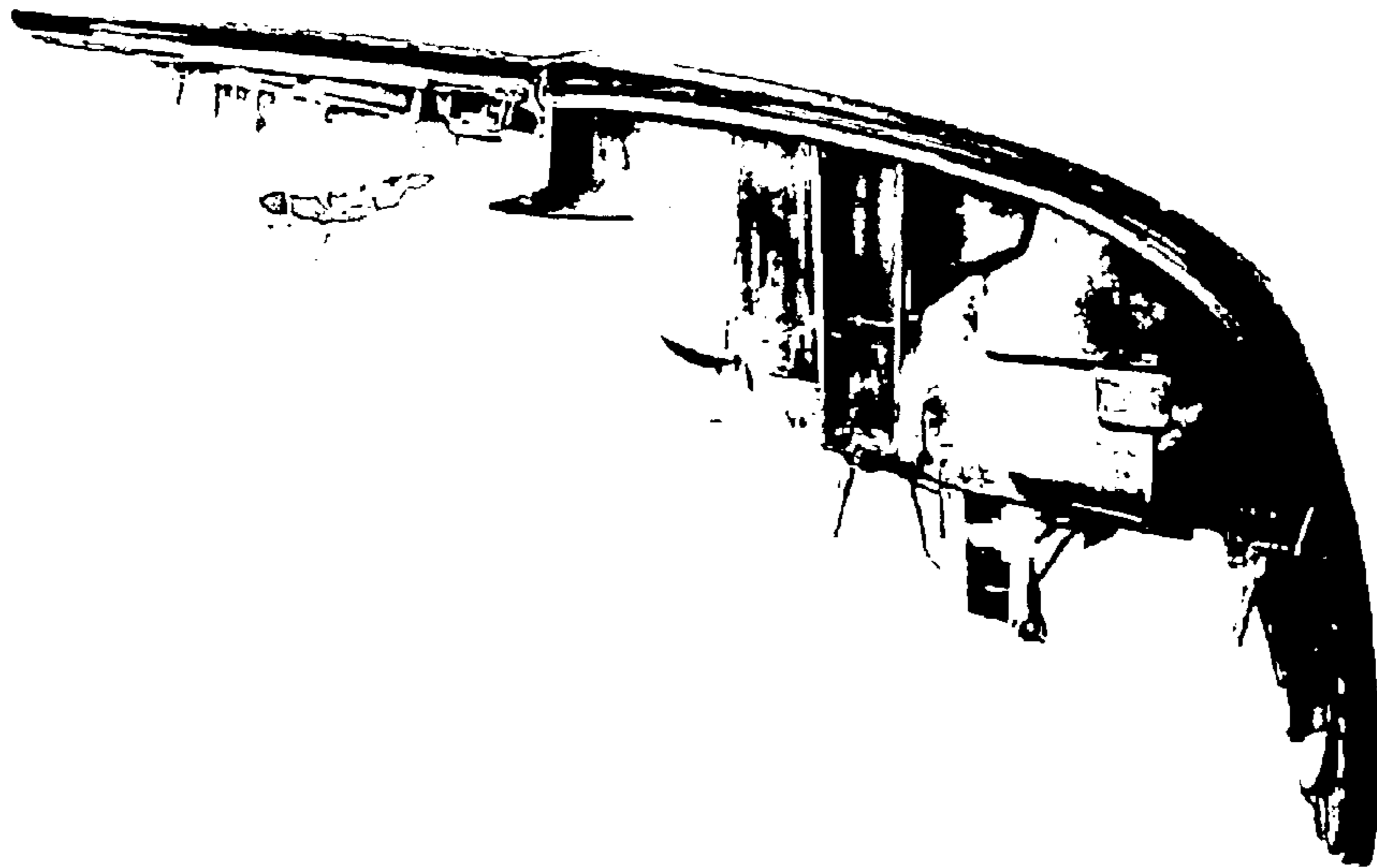


FIG. 7

UNITED STATES PATENT AND TRADEMARK OFFICE  
**CERTIFICATE OF CORRECTION**

PATENT NO. : Des. 496,477 S  
DATED : September 21, 2004  
INVENTOR(S) : Takashi Hagino

Page 1 of 5

It is certified that error appears in the above-identified patent and that said Letters Patent is hereby corrected as shown below:

Delete the title page and substitute the title page, as shown on the attached page.

Delete Drawing Sheets 1-3 consisting of Figs. 1-7 and substitute therefor Drawing Sheets 1-3, as shown on the attached pages.

Signed and Sealed this

Eighth Day of March, 2005

A handwritten signature in black ink on a light gray dotted background. The signature reads "Jon W. Dudas" in a cursive style.

JON W. DUDAS

*Director of the United States Patent and Trademark Office*

(12) **United States Design Patent** (10) Patent No.: **US D496,477 S**  
Hagino (45) Date of Patent: **\*\* Sep. 21, 2004**

(54) **REAR COMBINATION LAMP FOR AN AUTOMOBILE**

(75) Inventor: **Takashi Hagino, Aichi-ken (JP)**

(73) Assignee: **Toyota Jidosha Kabushiki Kaisha (JP)**

(\*\*\*) Term: **14 Years**

(21) Appl. No.: **29/190,669**

(22) Filed: **Sep. 24, 2003**

(51) LOC (7) Cl. .... **26-06**

(52) U.S. Cl. .... **D26/28**

(38) Field of Search ..... **D26/28-36, 362/61, 362/80, 81, 82, 83, 83.4, 267, 269, 273, 330-340**

(56) **References Cited**

**U.S. PATENT DOCUMENTS**

D474,292 S	*	5/2003	Yang	.....	D26/28
D477,098 S	*	7/2003	Morai et al.	.....	D26/28
D485,921 S	*	1/2004	Liao	.....	D26/28

**OTHER PUBLICATIONS**

2003 Toyota Corolla; Brochure of Corolla; 2003.

\* cited by examiner

Primary Examiner—**Marcus A. Jackson**

(34) Attorney, Agent, or Firm—**SAIDMAN DesignLaw Group**

(57) **CLAIM**

The ornamental design for a rear combination lamp for an automobile, as shown and described.

**DESCRIPTION**

FIG. 1 is a front perspective view of a rear combination lamp for an automobile showing my new design;

FIG. 2 is a front view thereof;

FIG. 3 is a rear view thereof;

FIG. 4 is a right-side view thereof;

FIG. 5 is a left-side view thereof;

FIG. 6 is a top view thereof; and,

FIG. 7 is a bottom view thereof.

**1 Claim, 3 Drawing Sheets**






FIG. 1




FIG. 2






FIG. 3




**FIG. 4**




**FIG. 5**





**FIG. 6**



**FIG. 7**