

US00D496475S1

(12) **United States Design Patent**
Perez

(10) **Patent No.:** **US D496,475 S**

(45) **Date of Patent:** **** Sep. 21, 2004**

(54) **CANDLE HOLDER WITH SPRING-ACTUATED HOLDER**

(76) **Inventor:** **Theodore F. Perez**, 34 Zephyr Dr., Westfield, MA (US) 01085

(**) **Term:** **14 Years**

(21) **Appl. No.:** **29/187,907**

(22) **Filed:** **Aug. 8, 2003**

(51) **LOC (7) Cl.** **26-01**

(52) **U.S. Cl.** **D26/11**

(58) **Field of Search** D26/9, 10, 11;
431/291, 304, 125

(56) **References Cited**

U.S. PATENT DOCUMENTS

1,272,024 A	*	7/1918	Dunn	431/290
3,371,508 A		3/1968	Nelson		
4,186,430 A		1/1980	Britton		
D288,656 S		3/1987	Owen et al.		
4,681,534 A		7/1987	Schenke et al.		

4,755,135 A	*	7/1988	Kwok	431/290
D350,406 S	*	9/1994	Gereau	D26/9
D422,101 S	*	3/2000	Barraclough et al.	D26/9
6,267,584 B1		7/2001	Zou		
6,273,710 B1		8/2001	Zou		
6,520,770 B2	*	2/2003	Zou	431/290

* cited by examiner

Primary Examiner—Robin V. Taylor

(57) **CLAIM**

The ornamental design for a candle holder with spring-actuated holder, as shown and described.

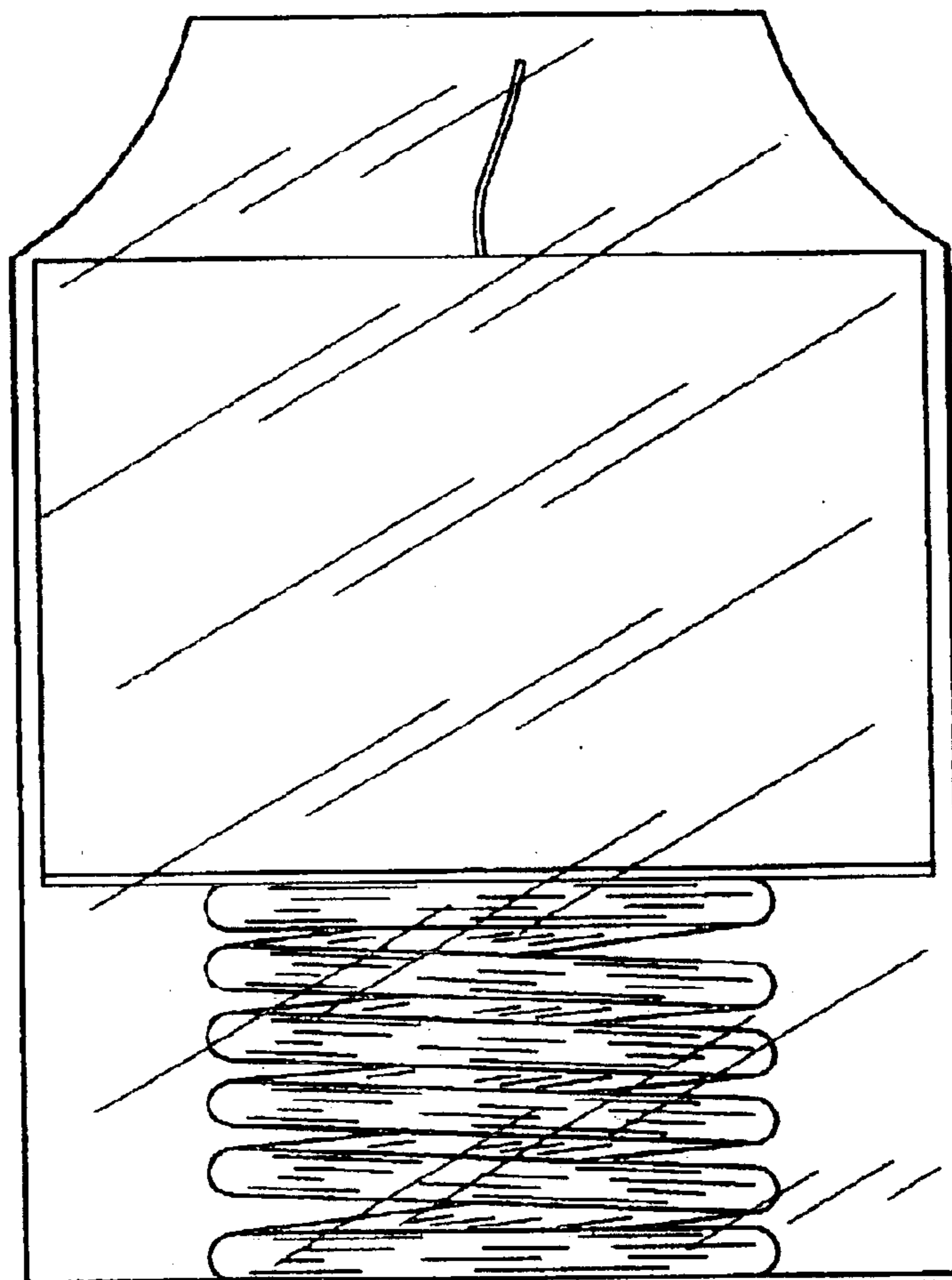
DESCRIPTION

FIG. 1 is a front elevational view of a candle holder with spring-actuated holder showing my new design, the left side view being the same thereas; and the rear elevational view and right side view being mirror images thereof;

FIG. 2 is a top plan view thereof; and,

FIG. 3 is a bottom plan view thereof.

1 Claim, 2 Drawing Sheets



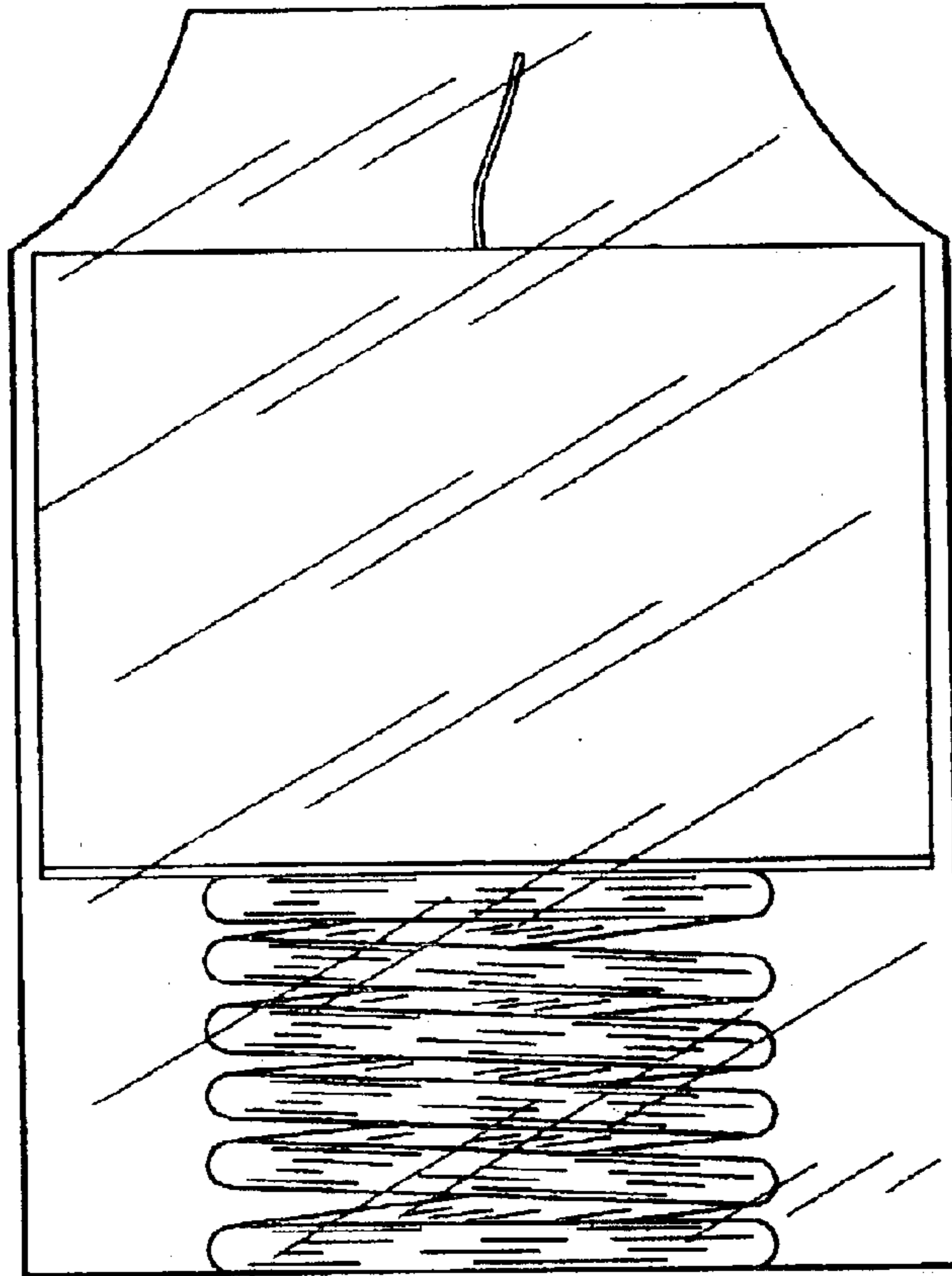


FIG. 1

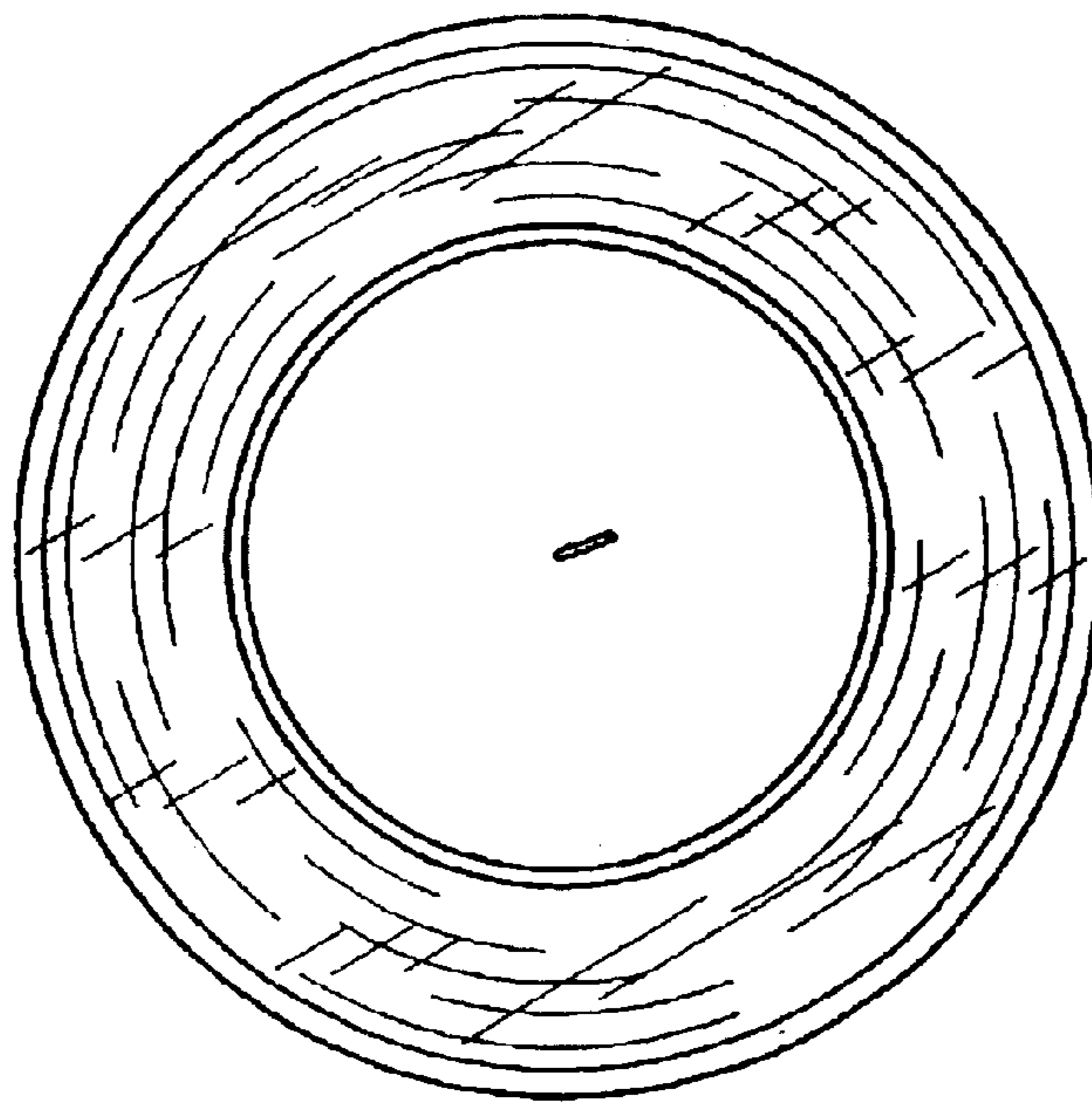


FIG. 2




FIG. 3