

US00D496472S1

(12) **United States Design Patent**
Zimmerle et al.

(10) **Patent No.:** **US D496,472 S**

(45) **Date of Patent:** **** Sep. 21, 2004**

(54) **TREAD PLATE FLOORING**

(75) **Inventors:** **Johnny W. Zimmerle**, St. Joseph, MI (US); **Todd C. Starr**, St. Joseph, MI (US); **Wyatt A. Cline**, Niles, MI (US)

(73) **Assignee:** **Whirlpool Corporation**, Benton Harbor, MI (US)

(**) **Term:** **14 Years**

(21) **Appl. No.:** **29/186,073**

(22) **Filed:** **Jul. 9, 2003**

(51) **LOC (7) Cl.** **25-01**

(52) **U.S. Cl.** **D25/138**

(58) **Field of Search** D25/149-151,
D25/157, 113, 138; 52/414, 177, 179, 169.5;
D21/484; 404/34, 35, 39

(56) **References Cited**

U.S. PATENT DOCUMENTS

D95,158 S 4/1935 Surerus
5,807,021 A 9/1998 Aaron 404/19

D441,093 S 4/2001 Johnson D25/62
D456,533 S 4/2002 Moller, Jr. D25/163
D470,602 S * 2/2003 Pate D25/138
D474,563 S 5/2003 Bresciani D29/109

* cited by examiner

Primary Examiner—Doris Clark

(74) *Attorney, Agent, or Firm*—Stephen Krefman; Robert O. Rice; John F. Colligan

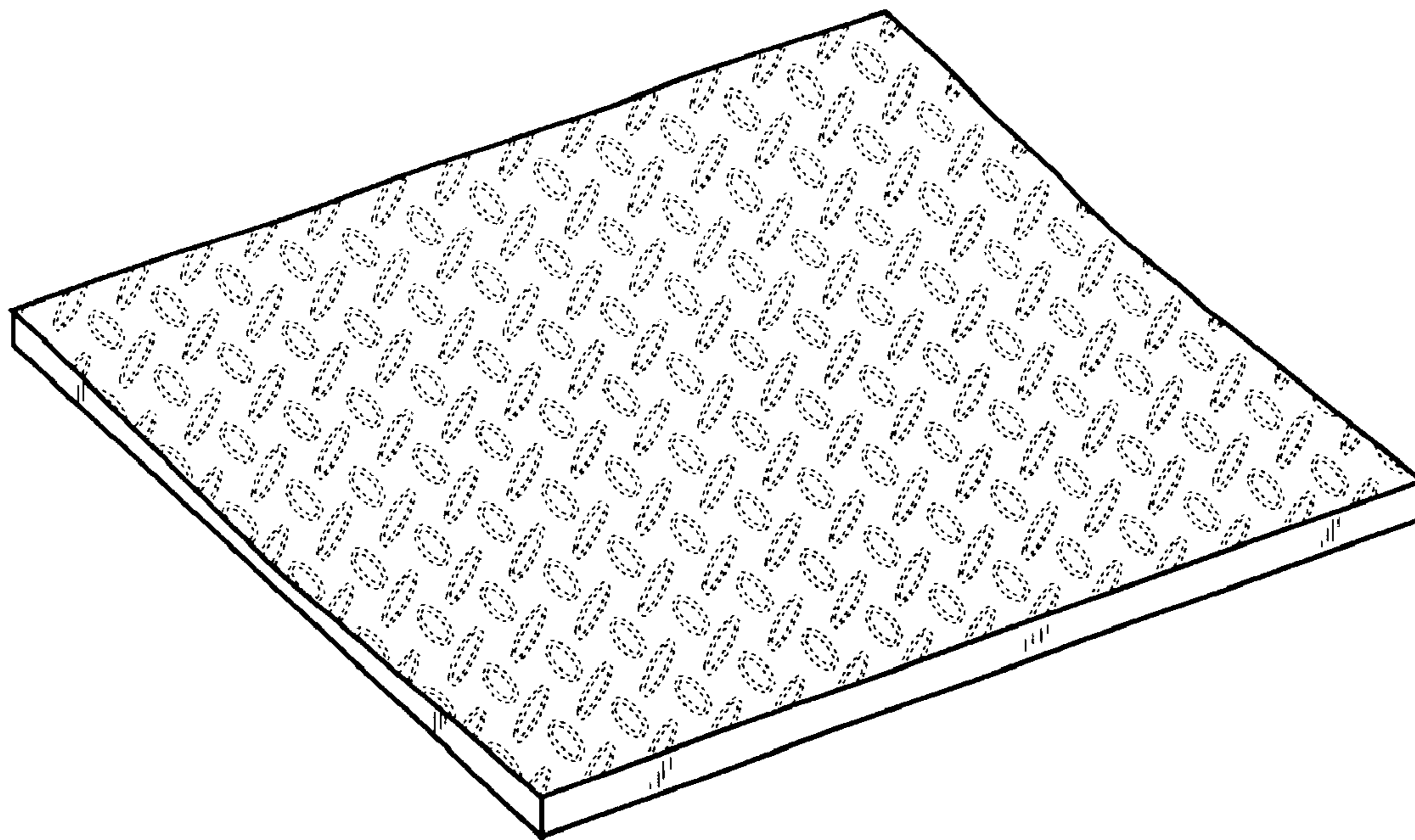
(57) **CLAIM**

The ornamental design for a thread plate flooring, as shown and described.

DESCRIPTION

FIG. 1 is a front perspective view of the tread flooring, showing the tread plate in broken lines; FIG. 2 is a top plan view showing the tread in broken lines thereof; and, FIG. 3 is a left side view showing the tread in broken lines, the right side view being a mirror image thereof. The broken lines are for illustrative purposes only and forms no part of the claimed design.

1 Claim, 1 Drawing Sheet



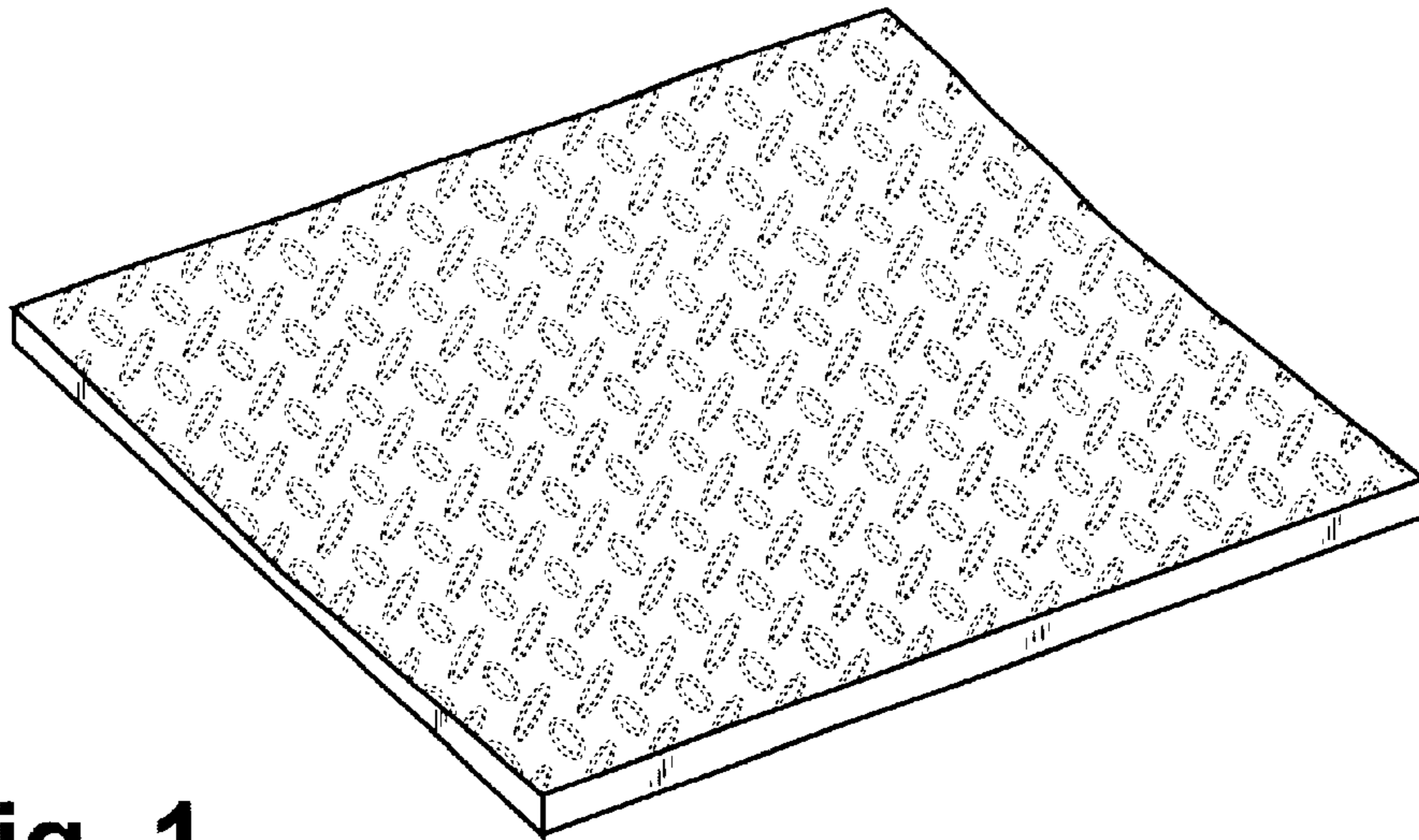


Fig. 1




Fig. 2




Fig. 3