

US00D496450S1

(12) **United States Design Patent** (10) **Patent No.:** **US D496,450 S**  
**Loberger et al.** (45) **Date of Patent:** **\*\* Sep. 21, 2004**

(54) **LAVATORY DECK**  
(75) Inventors: **John M. Loberger**, Germantown, WI (US); **David H. Roland**, Cedarburg, WI (US)  
(73) Assignee: **Bradley Fixtures Corporation**, Menomonee Falls, WI (US)  
(\*\*) Term: **14 Years**  
(21) Appl. No.: **29/192,246**  
(22) Filed: **Oct. 21, 2003**

D279,404 S 6/1985 Hiller  
D326,711 S 6/1992 Lotito et al.  
D336,572 S 6/1993 Gunderson et al.  
5,230,109 A 7/1993 Zaccai et al.  
5,412,818 A 5/1995 Chen  
D361,372 S 8/1995 Enthoven  
D362,901 S 10/1995 Dannenberg et al.  
D364,675 S 11/1995 Tebbe  
5,561,871 A 10/1996 Laughton  
5,819,335 A 10/1998 Hennessy  
D402,358 S 12/1998 Bonnell  
D411,876 S 7/1999 Hafner et al.  
D420,727 S 2/2000 Hundley

(List continued on next page.)

**Related U.S. Application Data**

(62) Division of application No. 29/178,393, filed on Mar. 25, 2003, now Pat. No. Des. 484,958, which is a division of application No. 29/158,504, filed on Apr. 4, 2002, now Pat. No. Des. 477,060.  
(51) **LOC (7) Cl.** ..... **23-02**  
(52) **U.S. Cl.** ..... **D23/308**  
(58) **Field of Search** ..... D23/271-273, D23/284-285, 287, 290, 292, 293.1, 303, 308; 4/619, 625, 617, 630-635, 642-652, 660-661; D6/426-428, 472, 349

**References Cited**

**U.S. PATENT DOCUMENTS**

D30,136 S 2/1899 Eckerson  
D36,574 S 10/1903 Zipp  
D36,575 S 10/1903 Zipp  
D36,595 S 10/1903 Peet  
937,509 A 10/1909 Carpenter  
1,616,313 A 2/1927 Farmer  
D81,754 S 8/1930 Mabee  
D100,310 S 7/1936 Blu  
D170,204 S 8/1953 Long  
D201,493 S 6/1965 Sundberg  
D210,131 S 2/1968 Rourke  
D251,795 S 5/1979 McCann  
D260,678 S 9/1981 Hiller

**OTHER PUBLICATIONS**

“Innovative Applications in Solid Surface,” The Journal of the Solid Surface Industry, Jan./Feb. 2002, vol. 8, No. 1 (3 pages).  
The New York Times Magazine; Home Design Issue, Fall 2002: Brueton Undulatus designed by Jay Friedman patent shoe.

*Primary Examiner*—Robert A. Delehanty  
(74) *Attorney, Agent, or Firm*—Foley & Lardner LLP

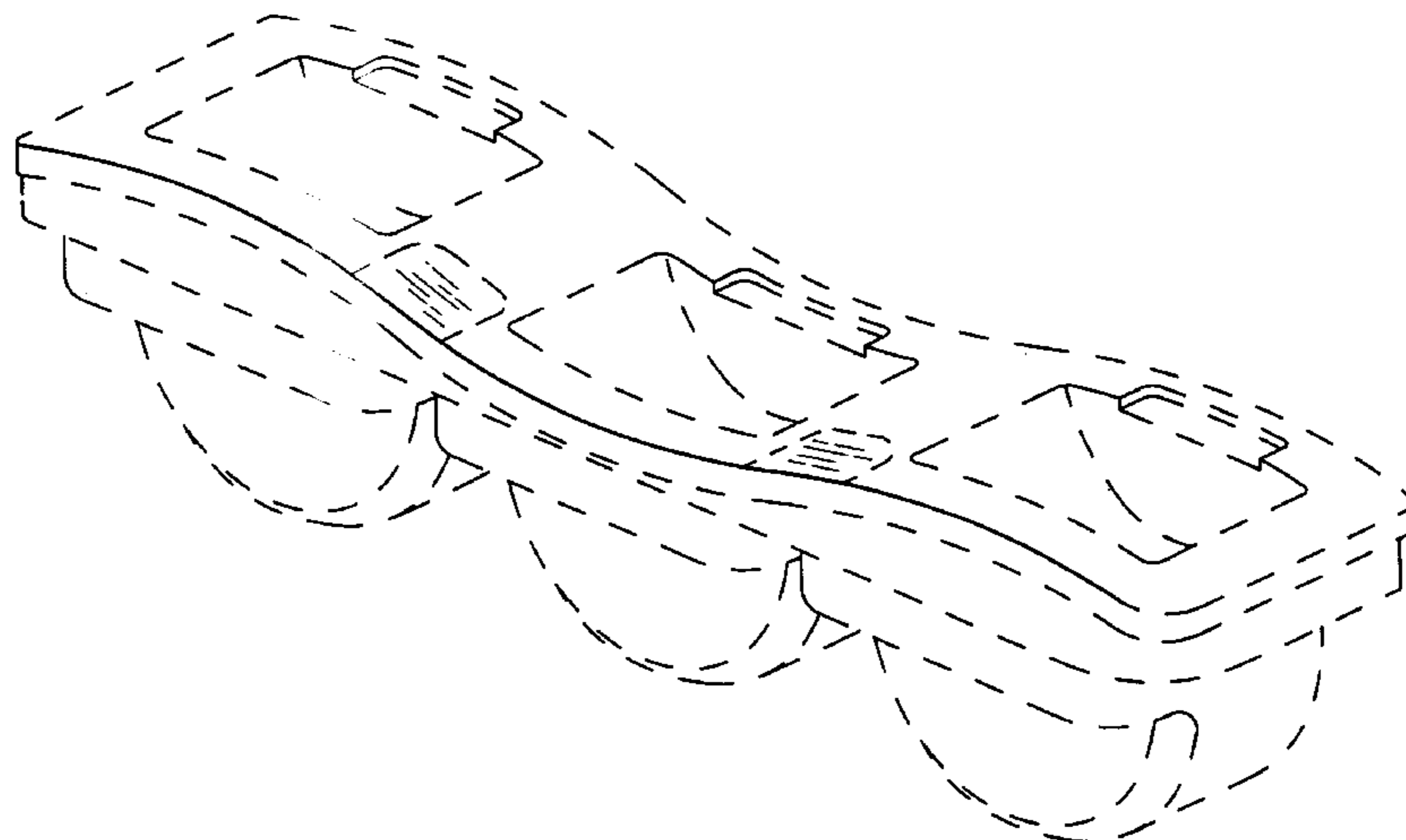
(57) **CLAIM**

We claim the ornamental design for a lavatory deck, as shown and described.

**DESCRIPTION**

FIG. 1 is a front perspective view of a lavatory deck showing my new design;  
FIG. 2 is a front elevation view thereof;  
FIG. 3 is a top plan view thereof;  
FIG. 4 is a left elevation view thereof; and,  
FIG. 5 is a right elevation view thereof.  
The broken lines immediately adjacent to the shaded areas represent the bounds of the claimed design while all other broken lines are for illustrative purposes only; the broken lines form no part of the claimed design.

**1 Claim, 3 Drawing Sheets**



# US D496,450 S

Page 2

---

## U.S. PATENT DOCUMENTS

D422,346 S 4/2000 Svendsen  
D428,477 S 7/2000 O'Connell et al.  
6,212,707 B1 4/2001 Thompson et al.  
D446,664 S 8/2001 Petri  
D448,585 S 10/2001 Petri

D453,882 S 2/2002 Petri  
D462,195 S 9/2002 Wang  
D477,060 S 7/2003 Loberger et al.  
2003/0188380 A1 \* 10/2003 Loberger et al. .... 4/642

*Primary Examiner—*

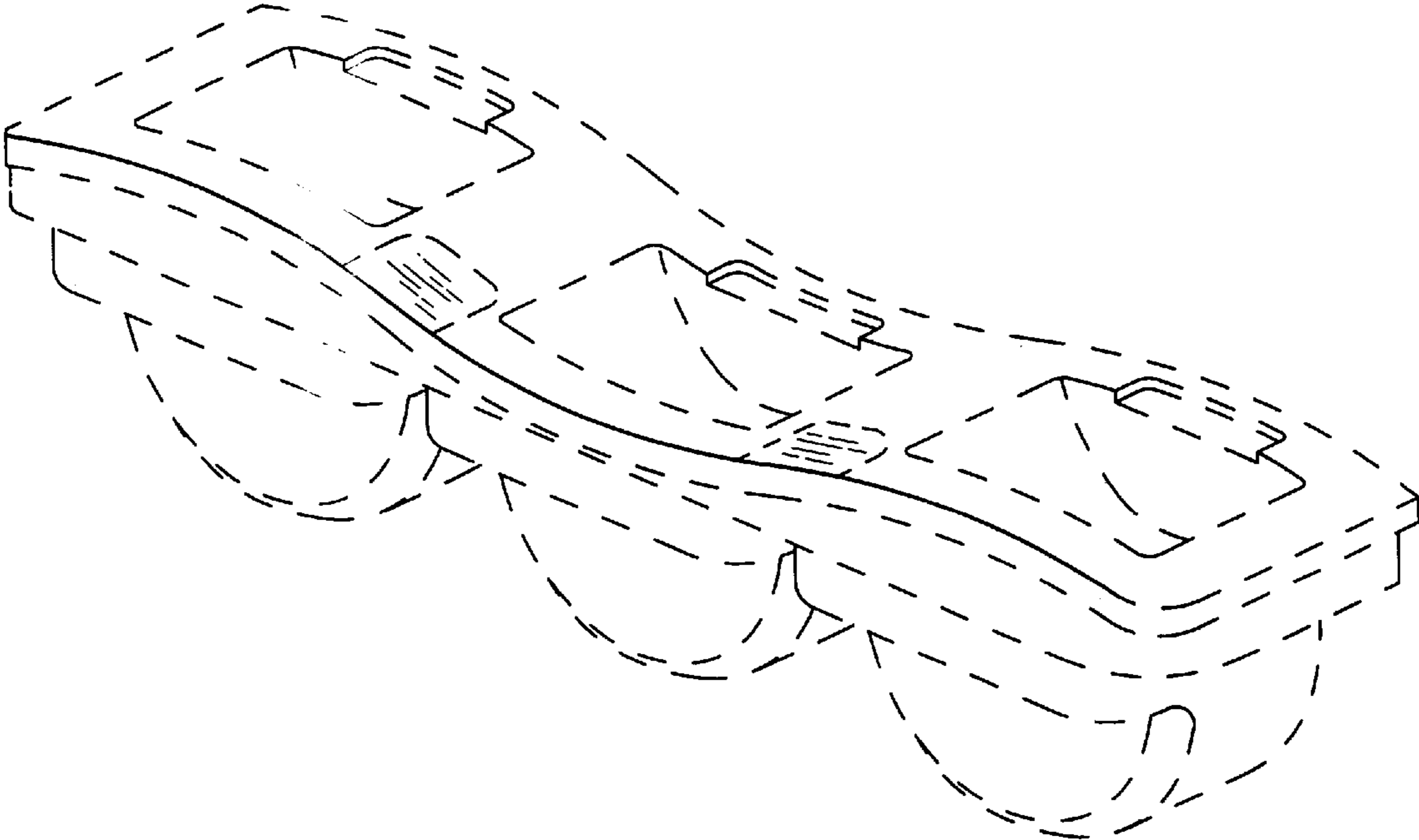


FIG. 1

FIG. 2



FIG. 3

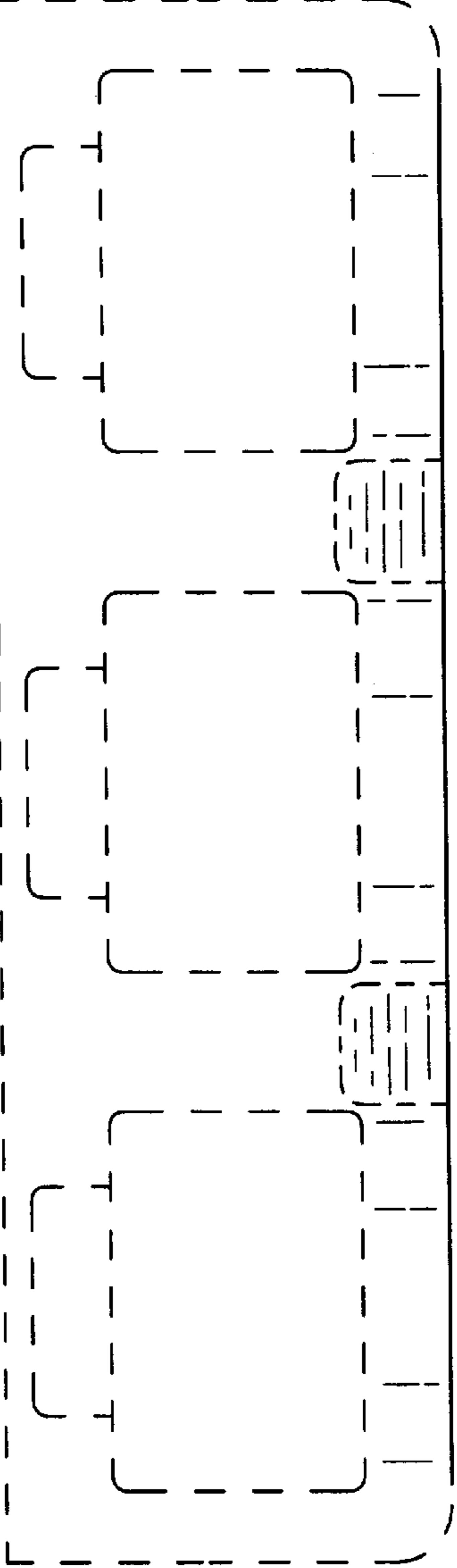


FIG. 4

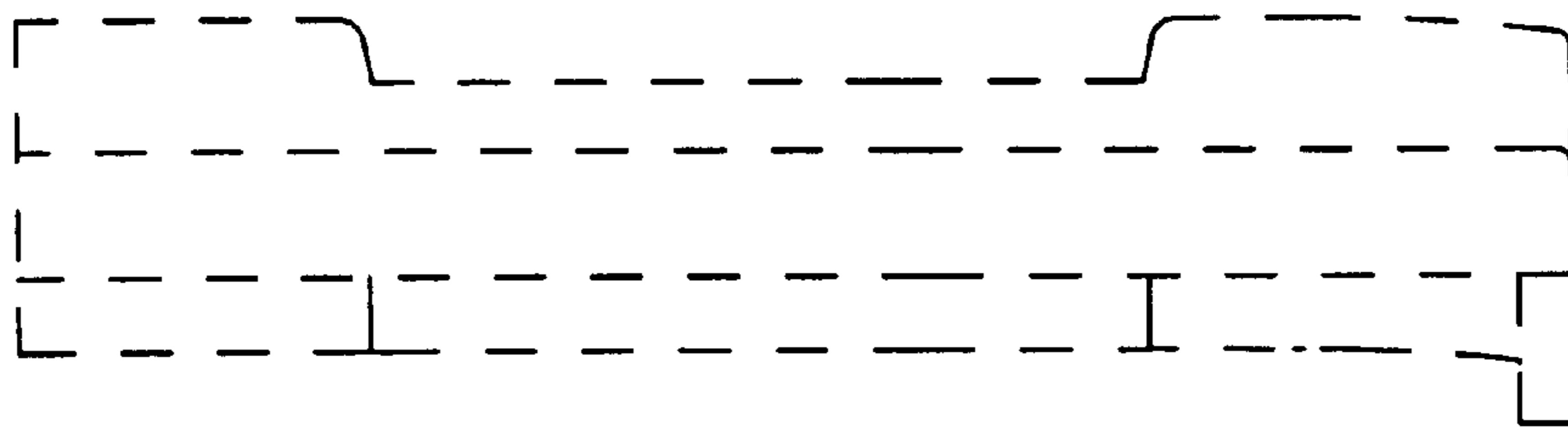


FIG. 5

