

US00D496449S1

(12) **United States Design Patent**  
**Adams**

(10) **Patent No.:** **US D496,449 S**

(45) **Date of Patent:** **\*\* Sep. 21, 2004**

(54) **REPLACEABLE SPLASH GUARDS FOR BATH TUB AND SHOWER**

(76) **Inventor:** **Greg Adams**, 4617 SE. 64th St.,  
Portland, OR (US) 97206

(\*\*) **Term:** **14 Years**

(21) **Appl. No.:** **29/182,662**

(22) **Filed:** **May 30, 2003**

(51) **LOC (7) Cl.** ..... **23-02**

(52) **U.S. Cl.** ..... **D23/307**

(58) **Field of Search** ..... D23/275, 283,  
D23/303, 304, 307; 4/558, 597, 605, 607-609

(56) **References Cited**

**U.S. PATENT DOCUMENTS**

1,013,162 A	1/1912	Hiteshew	
1,791,696 A	2/1931	Alexander	
D218,827 S	* 9/1970	Weaver	..... D23/307
D253,188 S	* 10/1979	Baugus	..... D23/307
D271,516 S	11/1983	Dose et al.	
5,365,619 A	11/1994	Solomon	

5,381,564 A	1/1995	Carroll	
5,493,738 A	* 2/1996	Sanderson et al.	..... 4/609
D408,900 S	* 4/1999	Moore	..... D23/307
5,978,985 A	11/1999	Thurman	
5,991,941 A	11/1999	Rivet	
6,341,388 B1	1/2002	Roberts	
D465,013 S	* 10/2002	Kowsun	..... D23/307

\* cited by examiner

*Primary Examiner*—Robert A. Delehanty

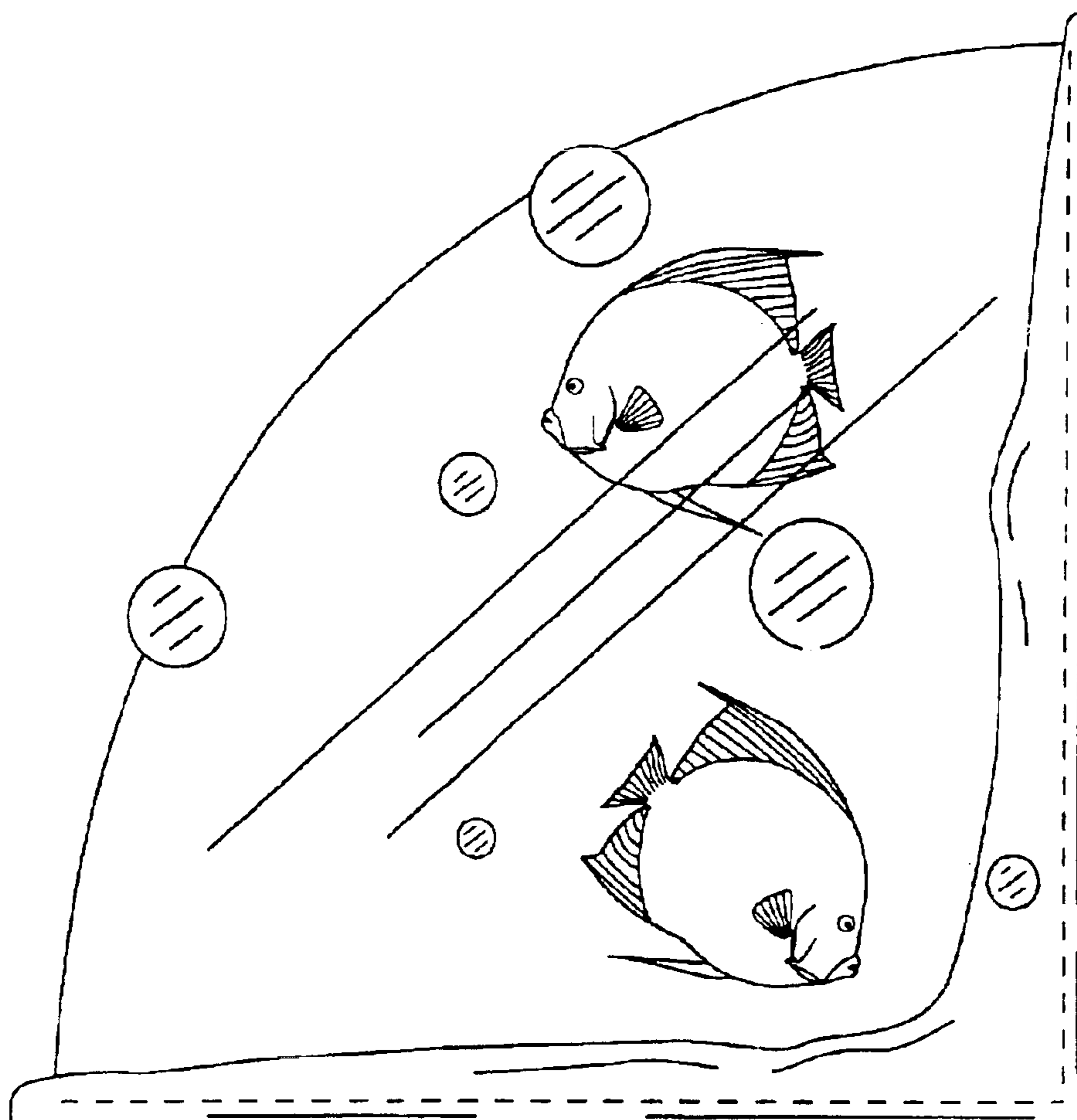
(57) **CLAIM**

The ornamental design for a replaceable splash guards for bath tub and shower, as shown and described.

**DESCRIPTION**

FIG. 1 is a front elevational view of a replaceable splash guards for bath tub and shower showing my new design; FIG. 2 is a rear elevational view thereof; FIG. 3 is a right side elevational view thereof; FIG. 4 is a left side elevational view thereof; FIG. 5 is a top plan view thereof; and, FIG. 6 is bottom plan view thereof.

**1 Claim, 2 Drawing Sheets**



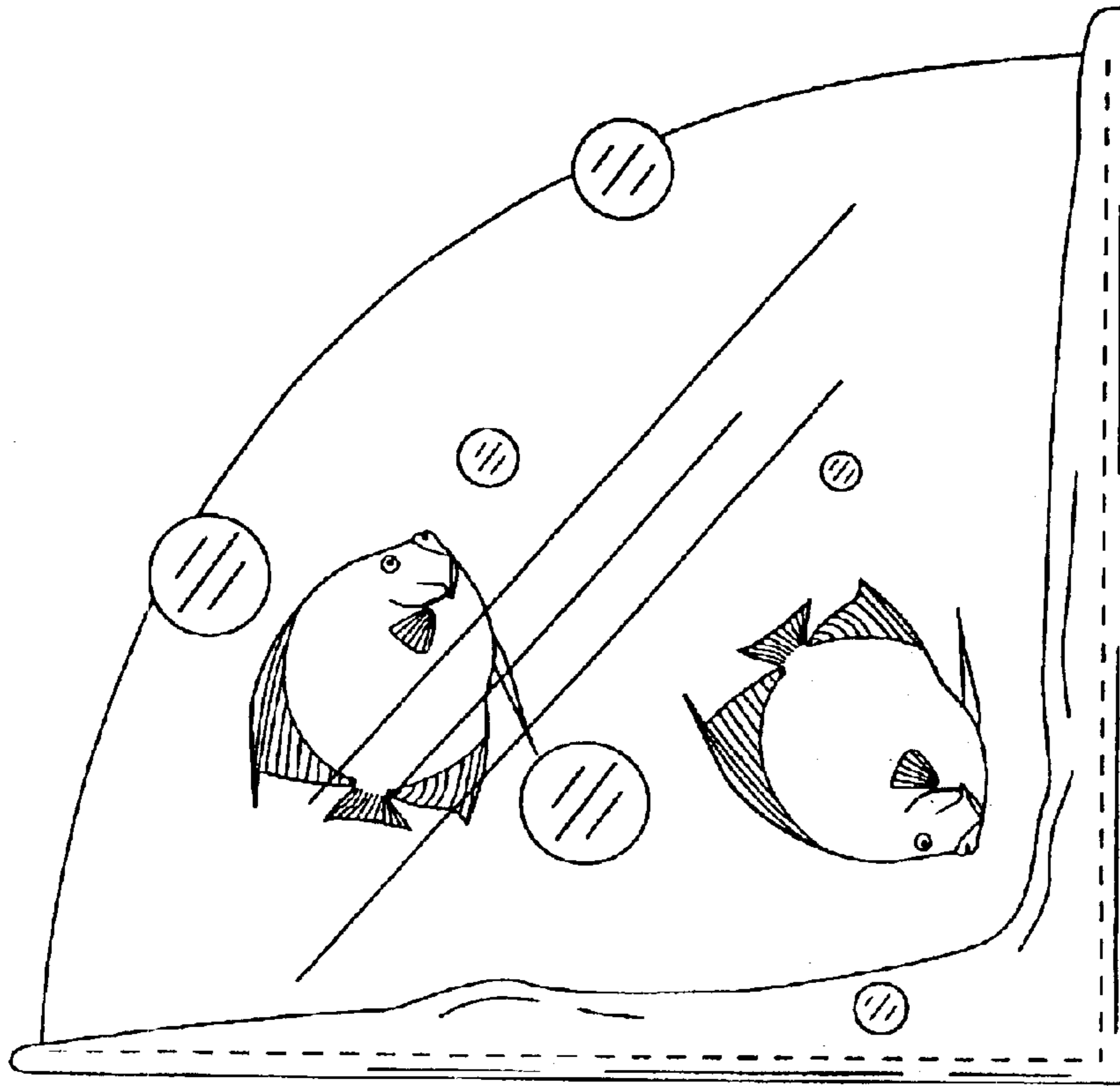


FIG. 2

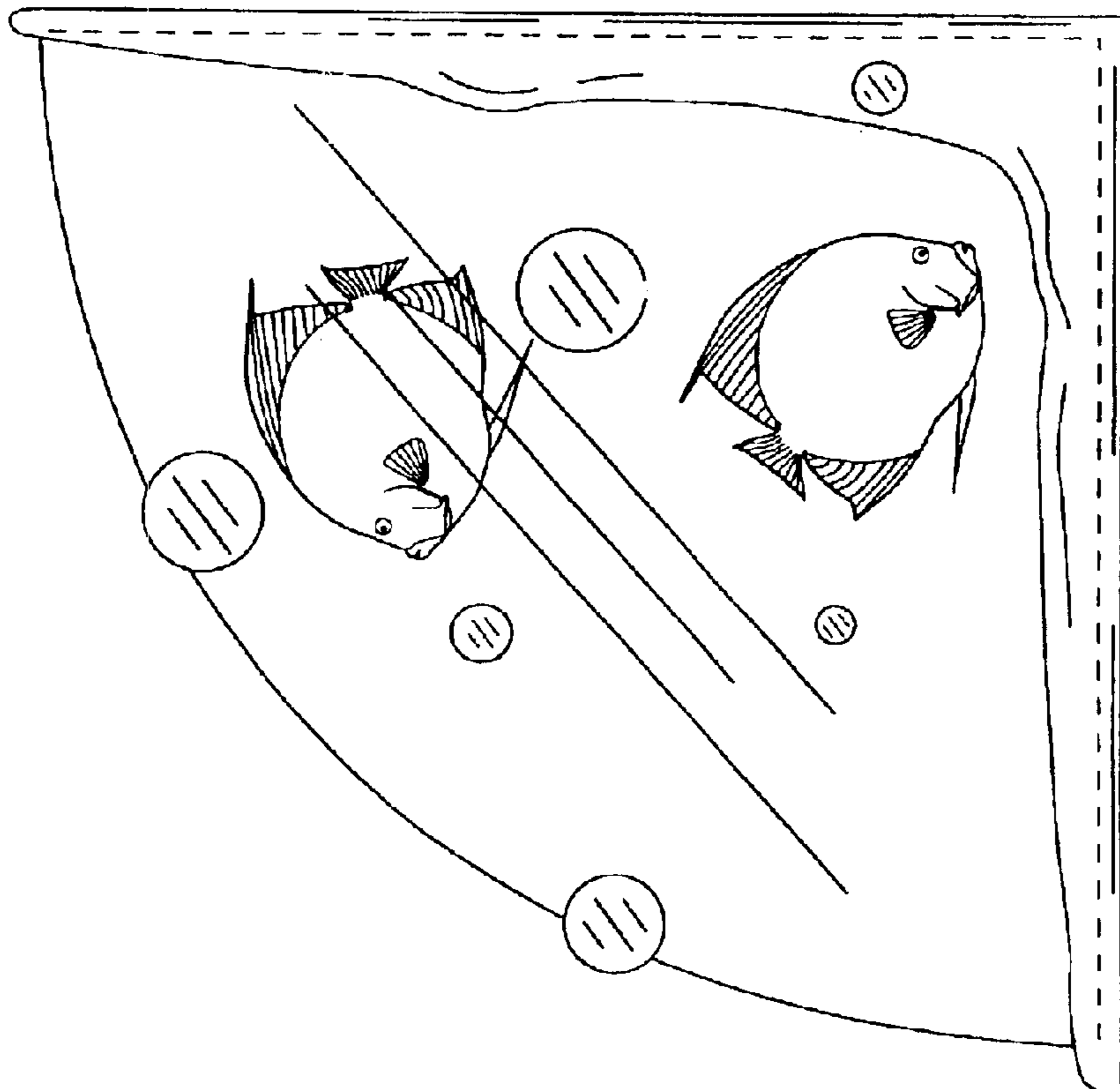


FIG. 1



FIG. 6

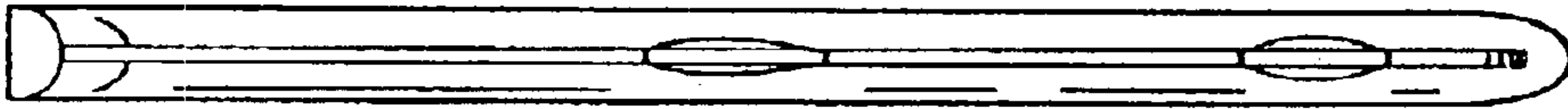


FIG. 5



FIG. 4




FIG. 3