

US00D496448S1

(12) **United States Design Patent**
Haug et al.

(10) **Patent No.: US D496,448 S**
(45) **Date of Patent: ** Sep. 21, 2004**

(54) **WALL BAR**

(75) Inventors: **Andreas Haug**, Stuttgart (DE); **Tom Schönherr**, Stuttgart (DE); **Fabian Kollmann**, Stuttgart (DE); **Christian Stolarz**, Coburg (DE)

(73) Assignee: **Hansgrohe AG**, Schiktach (DE)

(**) Term: **14 Years**

(21) Appl. No.: **29/183,591**

(22) Filed: **Jun. 13, 2003**

(30) **Foreign Application Priority Data**

Dec. 13, 2002 (DE) 4 02 10 318

(51) **LOC (7) Cl.** **23-02**

(52) **U.S. Cl.** **D23/304**

(58) **Field of Search** D23/270, 275,
D23/279, 283, 303, 304; 4/552, 605, 596-597,
615; D8/229.1, 230.1, 230.3

(56) **References Cited**

U.S. PATENT DOCUMENTS

4,174,822 A * 11/1979 Larsson 248/229.1

OTHER PUBLICATIONS

Brochure by i.s.a. Idrosanitaria, one page, Jun. 2002.
Catalog by Grohe, p. 73, Mar. 2001.

* cited by examiner

Primary Examiner—Robert A. Delehanty

(74) *Attorney, Agent, or Firm*—Duane Morris LLP

(57) **CLAIM**

The ornamental design for a wall bar, as shown and described.

DESCRIPTION

FIG. 1: is a side perspective view of the wall bar showing our new design, whereas a shower hose is inserted in the rail of the wall bar;

FIG. 2: is a top plan view of the wall bar without the shower hose;

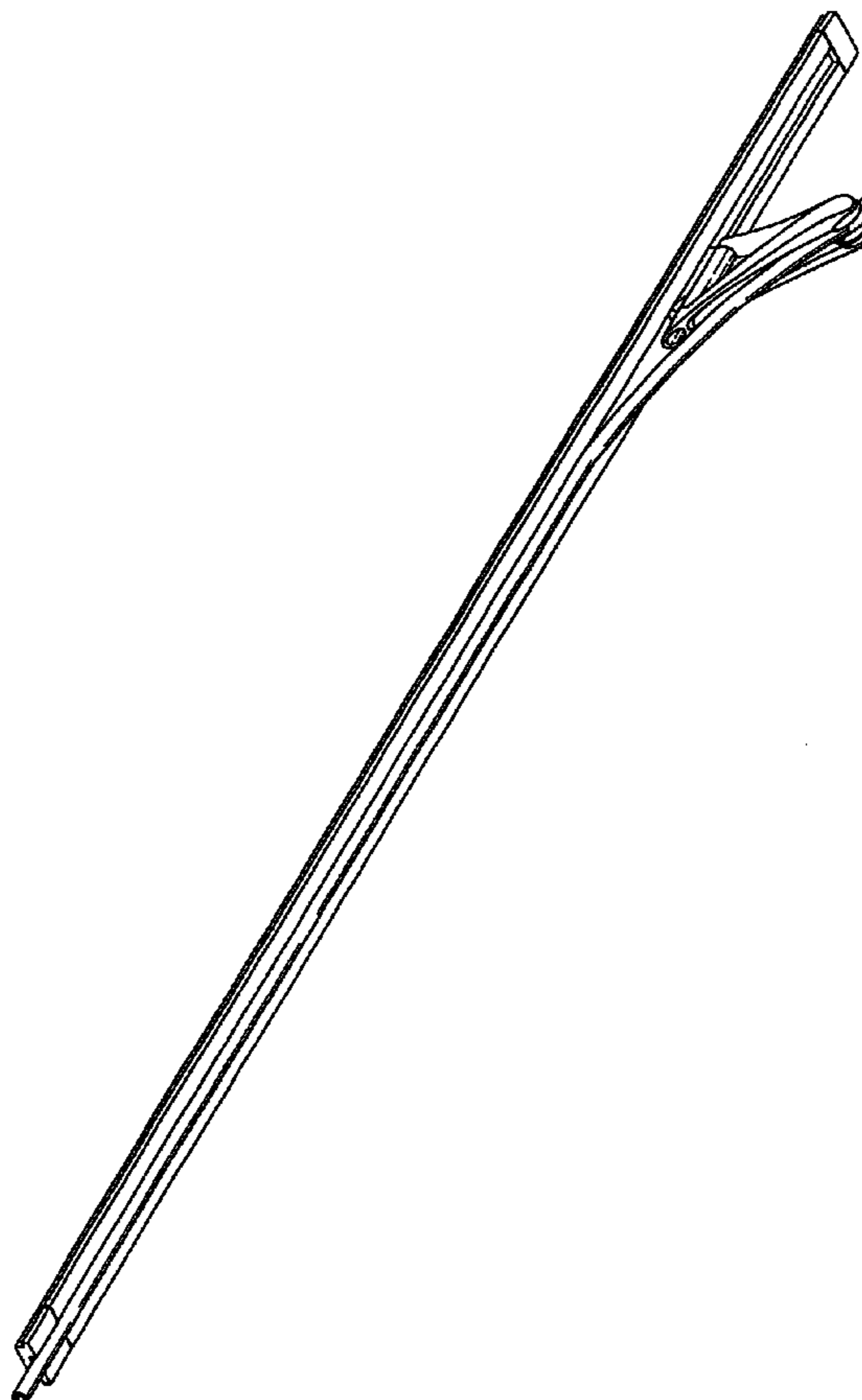
FIG. 3: is a bottom plan view of the wall bar without the shower hose;

FIG. 4: is a front elevation view of the wall bar without the shower hose;

FIG. 5: is a side elevation view of the wall bar without the shower hose (the opposite side being a mirror image); and,

FIG. 6: is a rear elevation view of the wall bar without the shower hose.

1 Claim, 2 Drawing Sheets



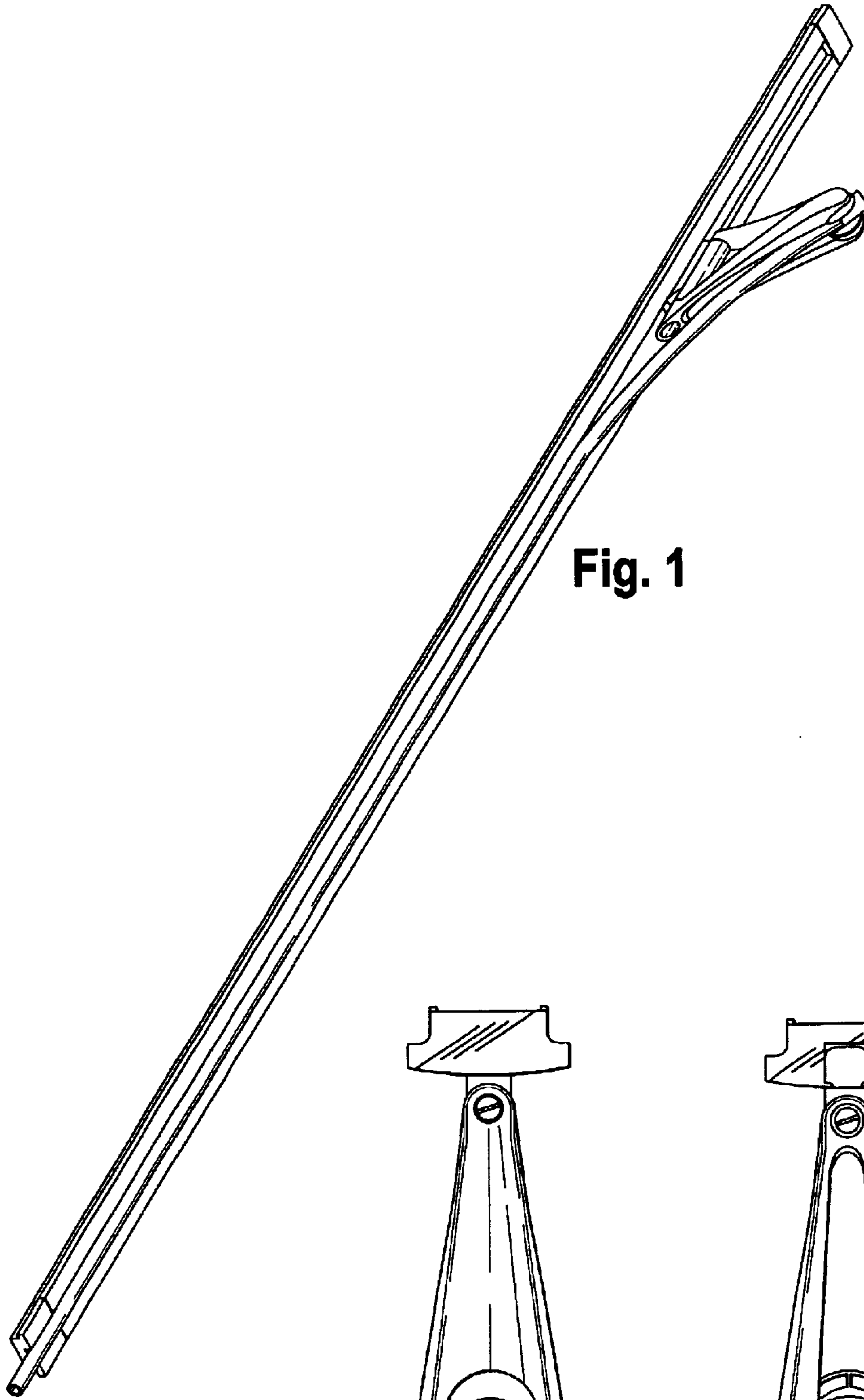


Fig. 1

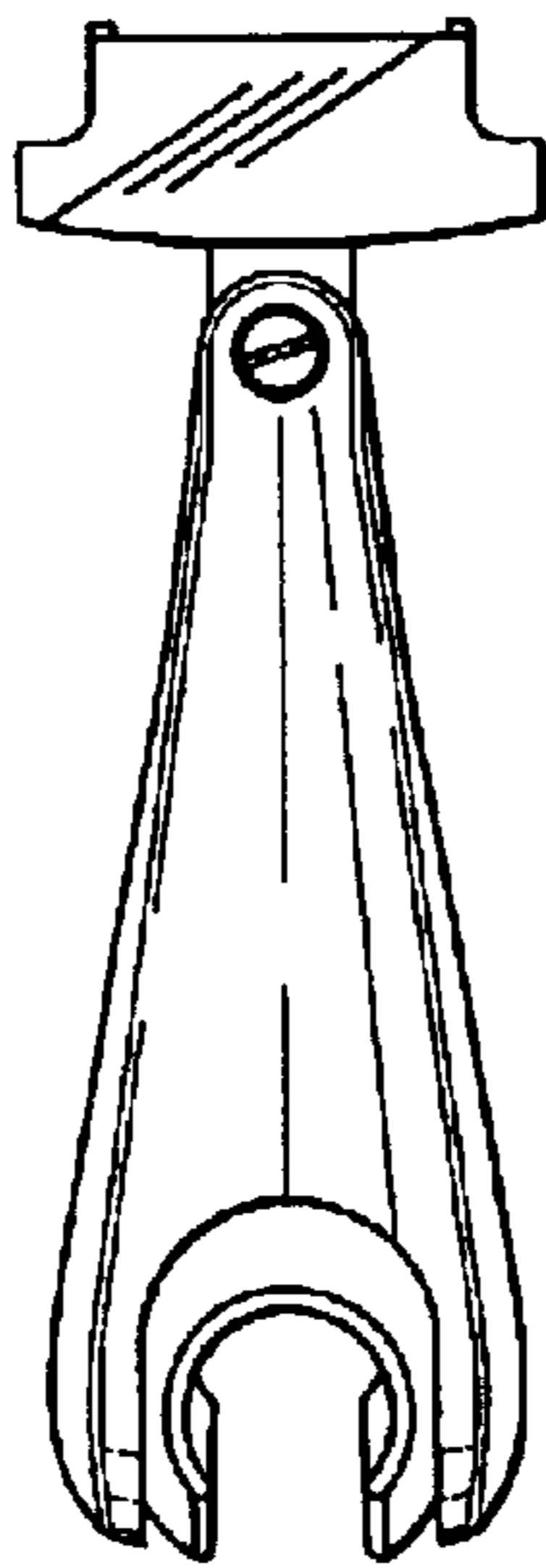


Fig. 2

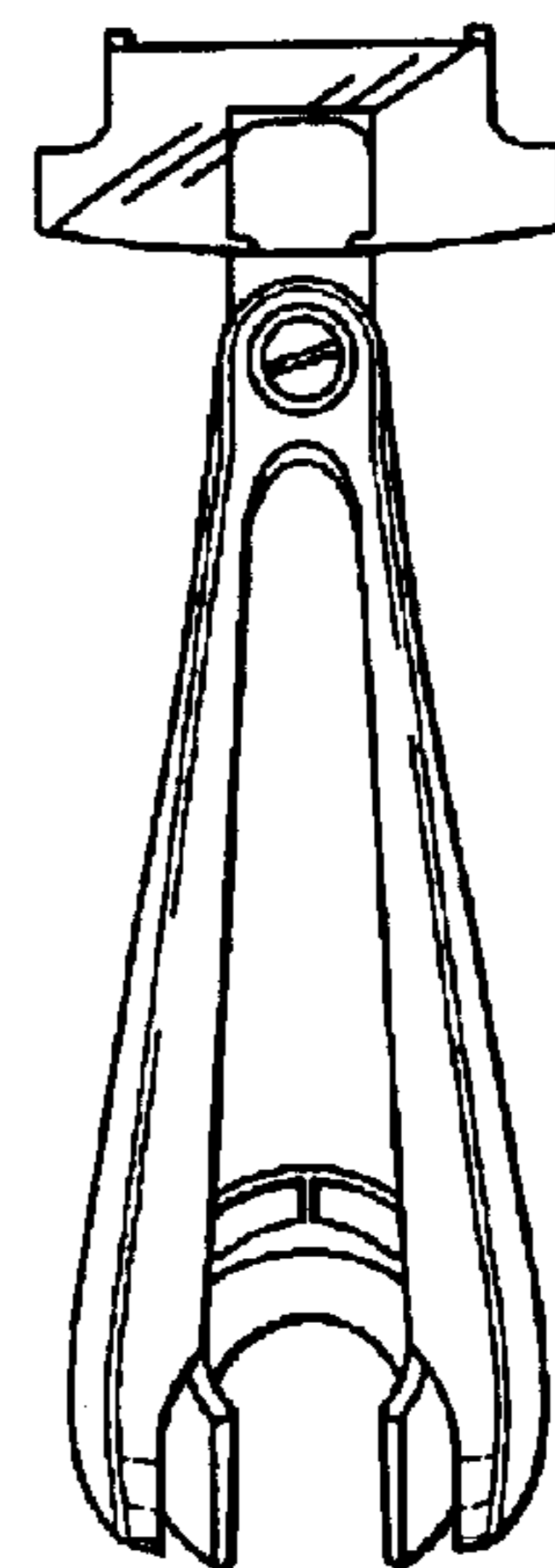


Fig. 3




Fig. 4




Fig. 5

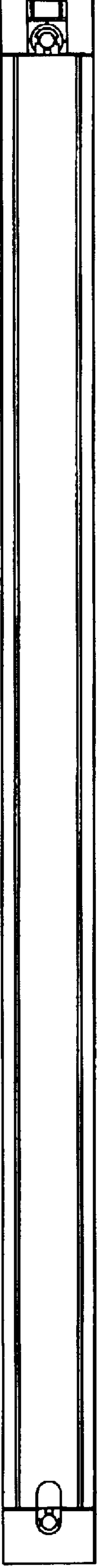


Fig. 6