

US00D496447S1

(12) **United States Design Patent**  
**Lobermeier**

(10) **Patent No.: US D496,447 S**

(45) **Date of Patent: \*\* Sep. 21, 2004**

(54) **MOUNTING ROD FOR SHOWER ARTICLES**

D416,992 S \* 11/1999 Neufeld et al. .... D23/304  
D439,961 S \* 4/2001 Fiegl et al. .... D23/304

(75) Inventor: **Hans Lobermeier**, Menden (DE)

\* cited by examiner

(73) Assignee: **Friedrich Grohe AG & Co. KG**,  
Hemer (DE)

*Primary Examiner*—Robert A. Delehanty  
(74) *Attorney, Agent, or Firm*—Herbert Dubno

(\*\*) Term: **14 Years**

(57) **CLAIM**

(21) Appl. No.: **29/180,225**

The ornamental design for a mounting rod for shower articles, as shown.

(22) Filed: **Apr. 21, 2003**

(30) **Foreign Application Priority Data**

**DESCRIPTION**

Nov. 15, 2002 (DE) ..... 4 02 09 498

(51) **LOC (7) Cl.** ..... **23-02**

(52) **U.S. Cl.** ..... **D23/304**

(58) **Field of Search** ..... D23/270, 275,  
D23/279, 283, 303, 304; 4/552, 605, 596-597,  
615; D8/229.1, 230.1, 230.3

FIG. 1 is a top, front, left-side perspective view of a mounting rod for shower articles showing my new design; FIG. 2 is a top plan view thereof; FIG. 3 is a bottom plan view thereof; FIG. 4 is a front elevational view thereof; FIG. 5 is a right side elevational thereof; FIG. 6 is a rear elevational view thereof; and, FIG. 7 is a left side elevational view thereof.

(56) **References Cited**

**U.S. PATENT DOCUMENTS**

D391,629 S \* 3/1998 Gottwald ..... D23/304

**1 Claim, 2 Drawing Sheets**

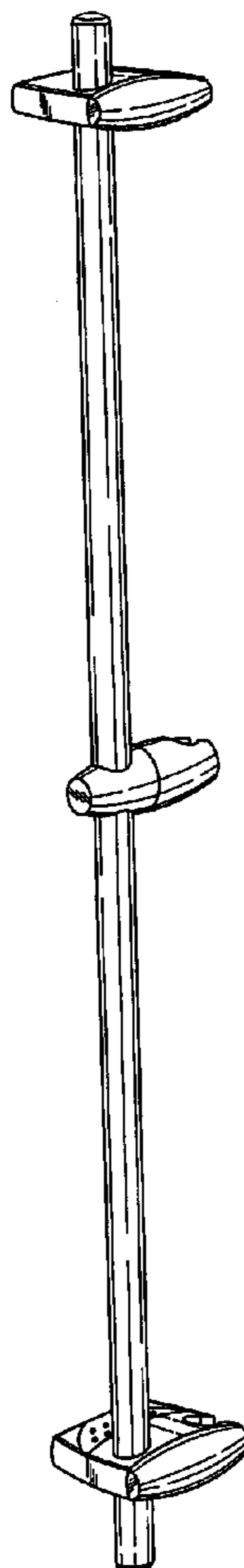


Fig. 1

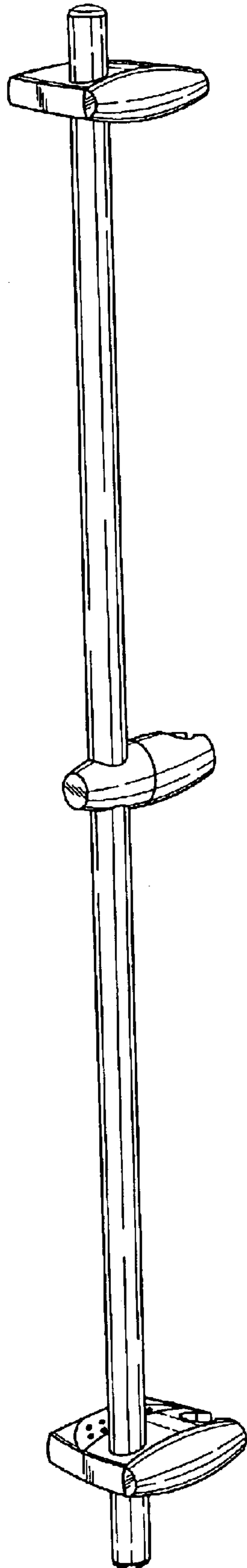


Fig. 2




Fig. 3

