

US00D496444S1

(12) **United States Design Patent**
Kergoet

(10) **Patent No.:** **US D496,444 S**

(45) **Date of Patent:** **** Sep. 21, 2004**

(54) **TOILET**

(75) **Inventor:** **Francois Kergoet, Malakoff (FR)**

(73) **Assignee:** **Kohler France SAS, Paris (FR)**

(**) **Term:** **14 Years**

(21) **Appl. No.:** **29/197,496**

(22) **Filed:** **Jan. 15, 2004**

Related U.S. Application Data

(62) Division of application No. 29/178,206, filed on Mar. 21, 2003.

(51) **LOC (7) Cl.** **23-02**

(52) **U.S. Cl.** **D23/301**

(58) **Field of Search** D23/273-274,
D23/295, 301, 309, 313; 4/663-665, 300,
329, 353, 354, 420, 443, 444-446, 449,
460, 474, DIG. 15

(56) **References Cited**

U.S. PATENT DOCUMENTS

538,168 A * 4/1895 Keeler D23/295

D221,652 S * 8/1971 Harvey D23/295

D275,515 S * 9/1984 Kaiser D23/295

D276,176 S * 10/1984 Kaiser D23/301

D278,078 S * 3/1985 Kaiser D23/295

4,962,550 A * 10/1990 Ikenaga et al. 4/420

D455,202 S * 4/2002 Soulier D23/301

* cited by examiner

Primary Examiner—Robert A. Delehanty

(74) *Attorney, Agent, or Firm*—Ladas & Parry

(57) **CLAIM**

The ornamental design for a toilet, as shown and described.

DESCRIPTION

FIG. 1 is a perspective view from the left side and above of the toilet showing my new design;

FIG. 2 is a top plan view thereof;

FIG. 3 is a left side elevational view thereof, the right side elevational view being a mirror image thereof; and,

FIG. 4 is a front elevational view thereof.

1 Claim, 3 Drawing Sheets




FIG. 1


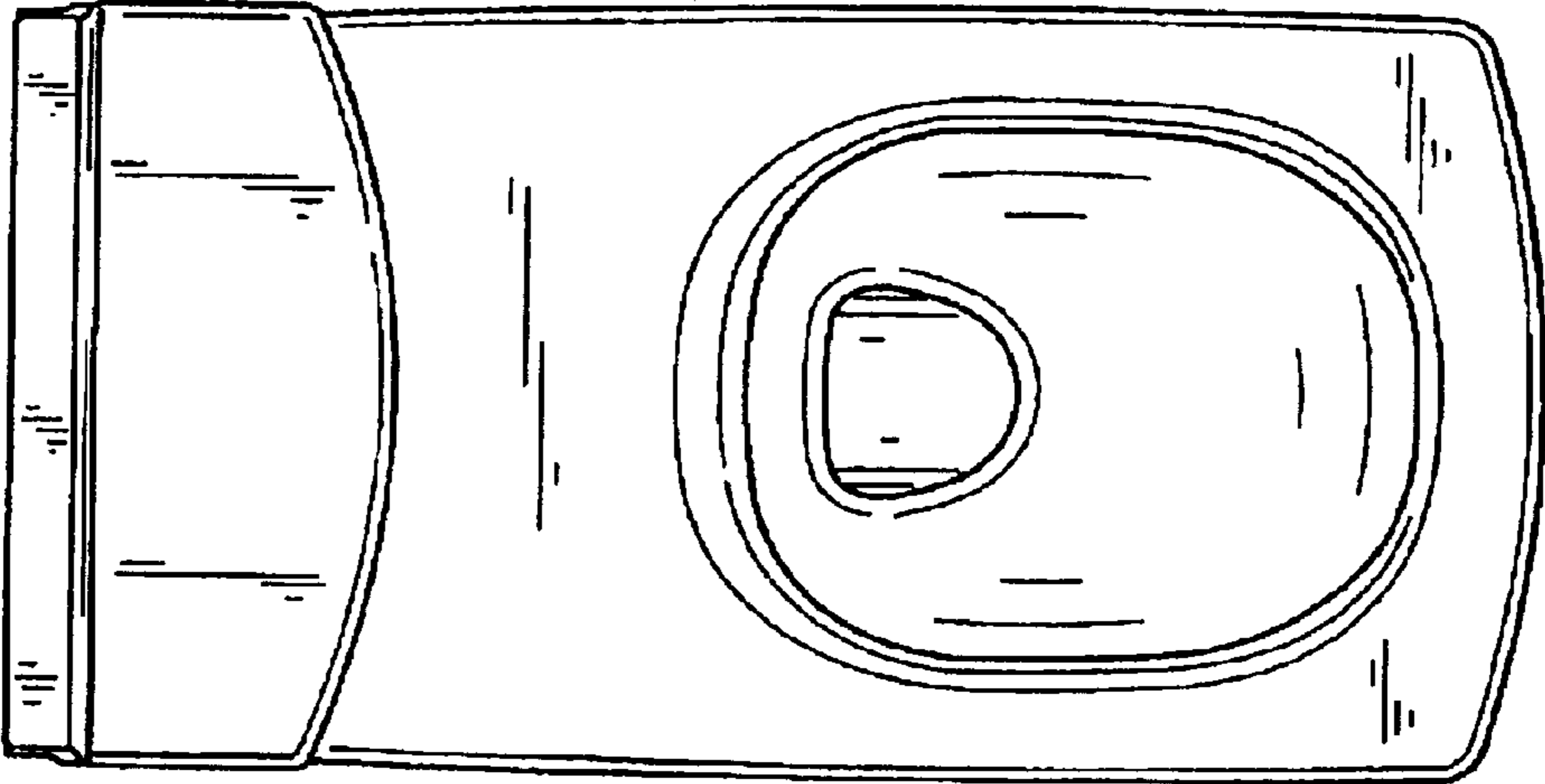


FIG. 2



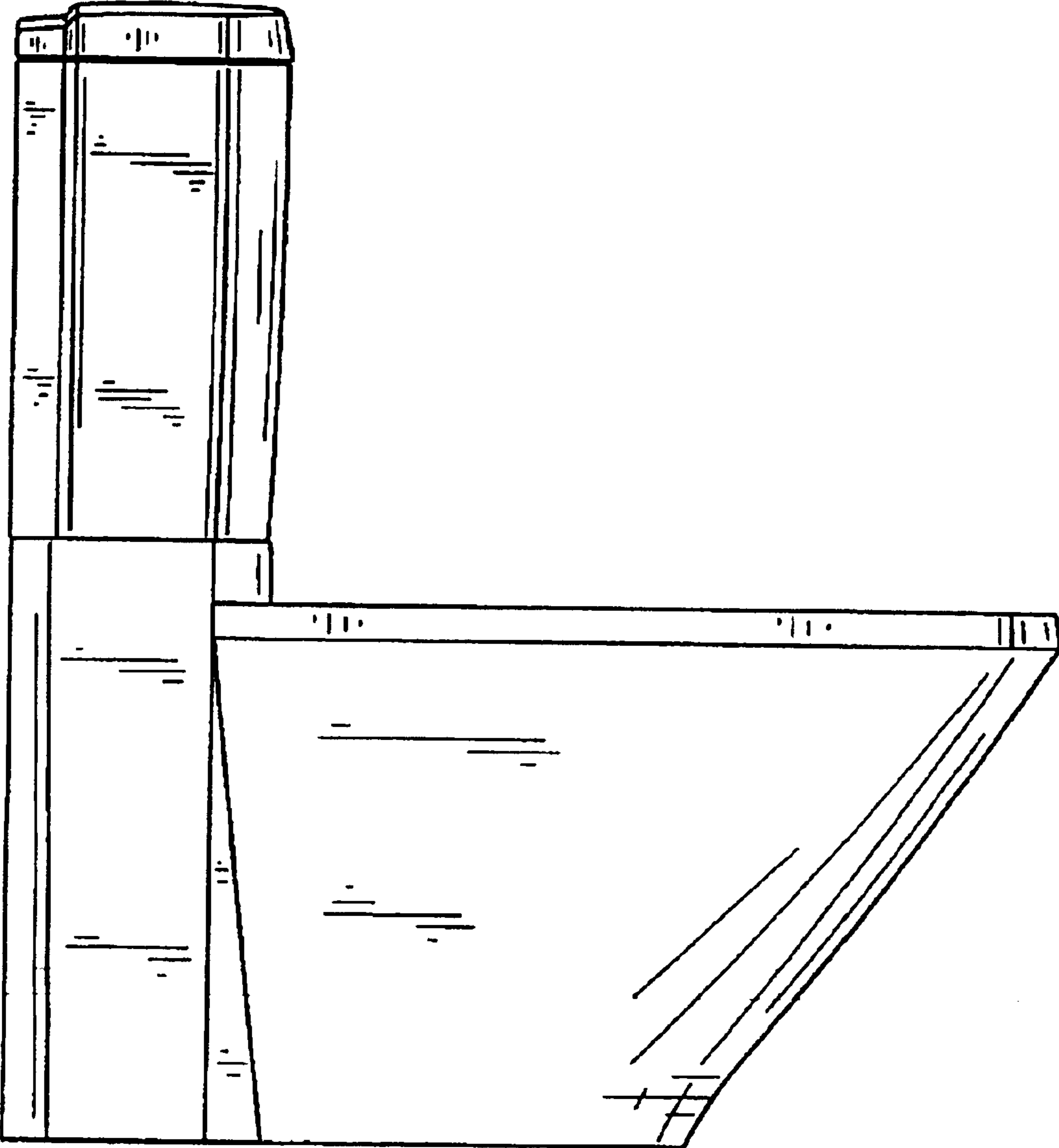


FIG. 3

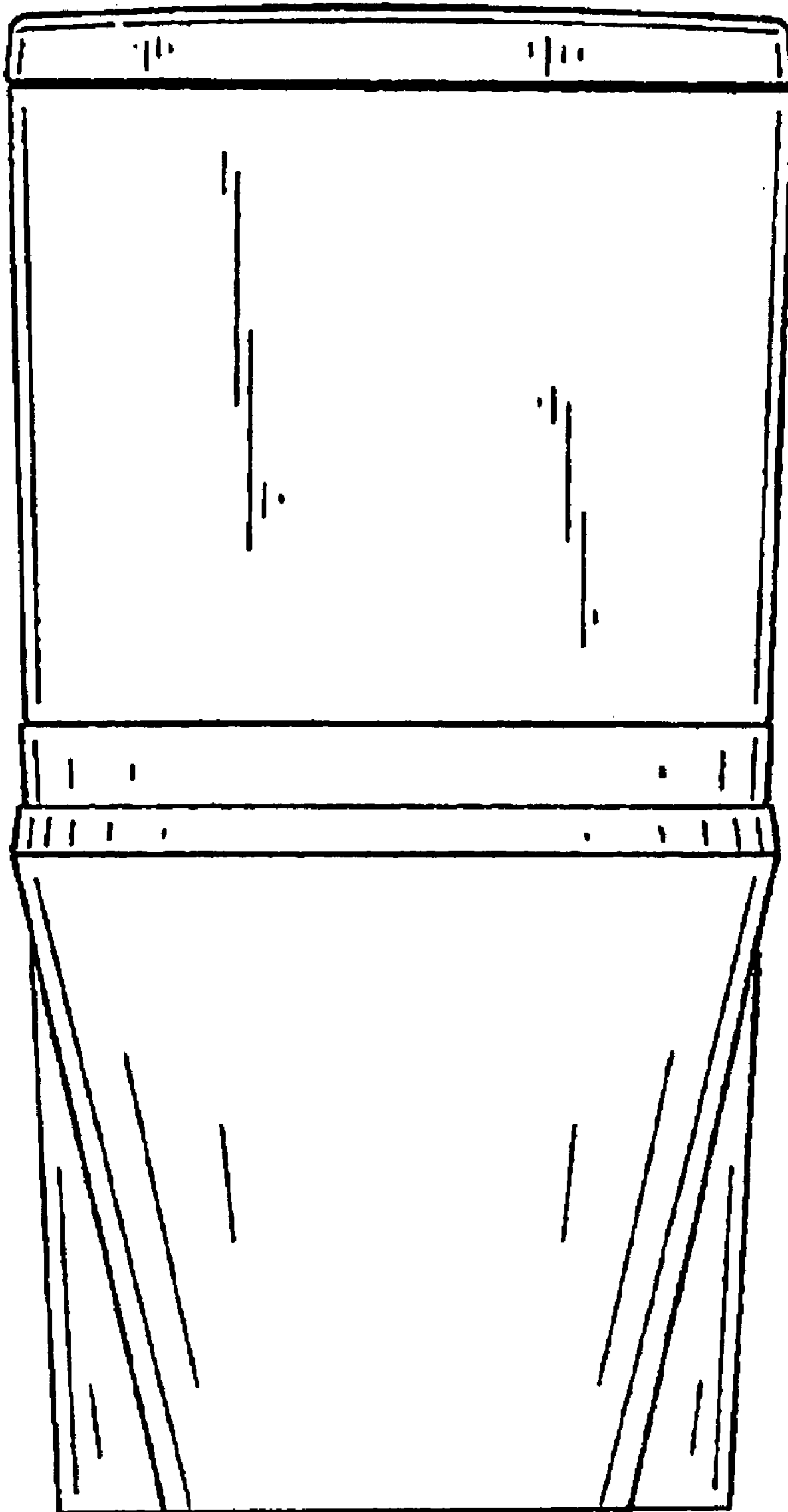


FIG. 4