

US00D496418S1

(12) **United States Design Patent**
Tang et al.

(10) **Patent No.:** **US D496,418 S**

(45) **Date of Patent:** **** Sep. 21, 2004**

(54) **PUTTER HEAD**

(75) **Inventors:** **Larry G. Tang**, Carlsbad, CA (US);
Augustin W. Rollinson, Carlsbad, CA (US)

(73) **Assignee:** **Callaway Golf Company**, Carlsbad, CA (US)

(**) **Term:** **14 Years**

(21) **Appl. No.:** **29/197,054**

(22) **Filed:** **Jan. 9, 2004**

(51) **LOC (7) Cl.** **21-02**

(52) **U.S. Cl.** **D21/738**

(58) **Field of Search** D21/736-746;
473/324-331, 251, 256, 340, 341

(56) **References Cited**

U.S. PATENT DOCUMENTS

- D234,962 S * 4/1975 Swash D21/739
- 4,934,702 A * 6/1990 Serizawa 473/251
- D389,539 S * 1/1998 Moore D21/739
- D437,017 S * 1/2001 Ford D21/744

- D458,656 S * 6/2002 Tang et al. D21/738
- D481,089 S * 10/2003 Breier et al. D21/738
- D485,321 S * 1/2004 Breier et al. D21/738
- D485,323 S * 1/2004 Wagner et al. D21/744
- D488,526 S * 4/2004 Souza et al. D21/738

* cited by examiner

Primary Examiner—Mitchell Siegel

(74) *Attorney, Agent, or Firm*—Michael A. Catania; Elaine H. Lo

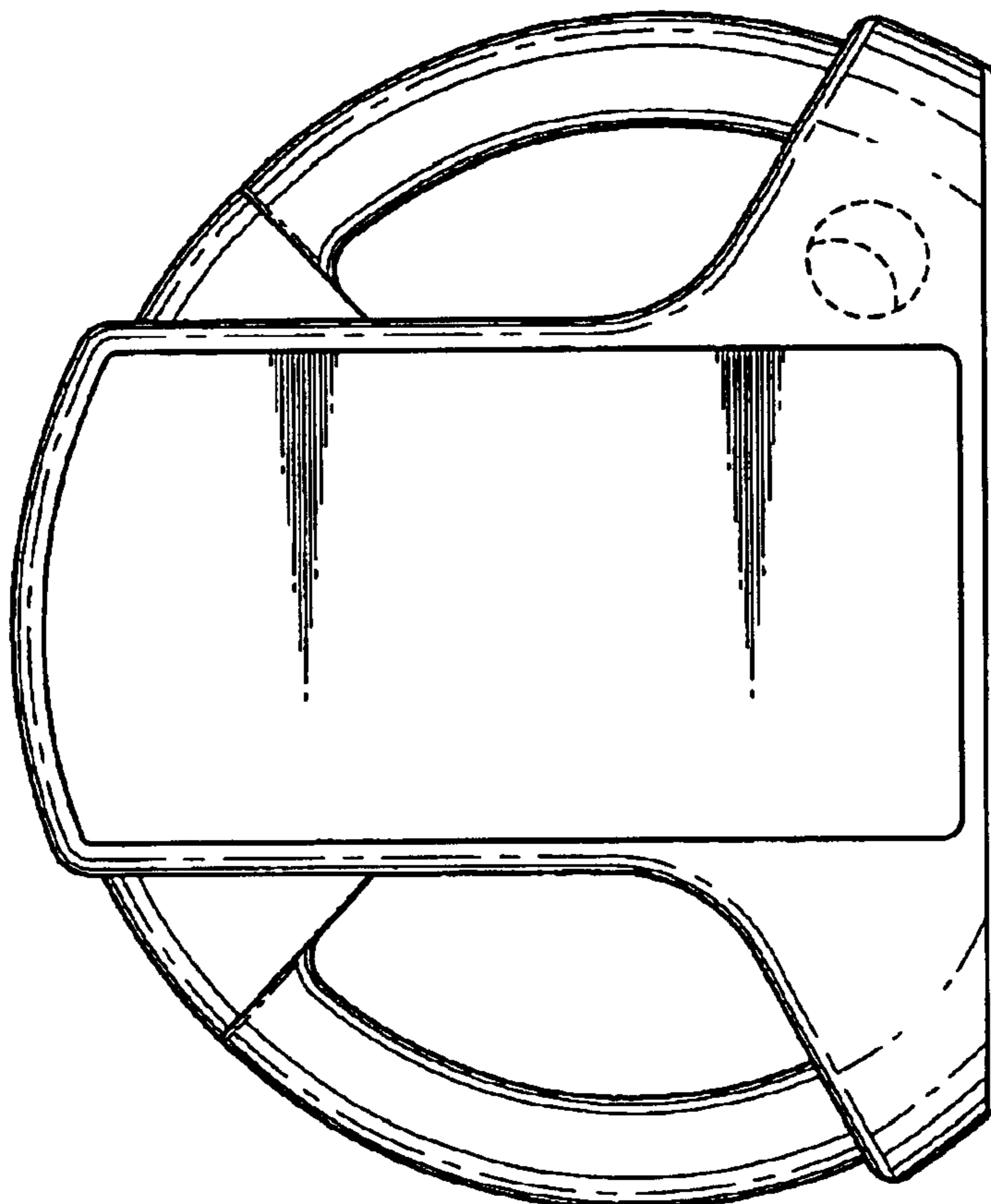
(57) **CLAIM**

The ornamental design for a putter head, as shown and described.

DESCRIPTION

FIG. 1 is a top plan view of a putter head; FIG. 2 is a front plan view thereof; FIG. 3 is a toe plan view thereof; FIG. 4 is a bottom plan view thereof; and, FIG. 5 is a rear plan view thereof. The broken line showing is for illustrative purposes only and forms no part of the claimed design.

1 Claim, 2 Drawing Sheets



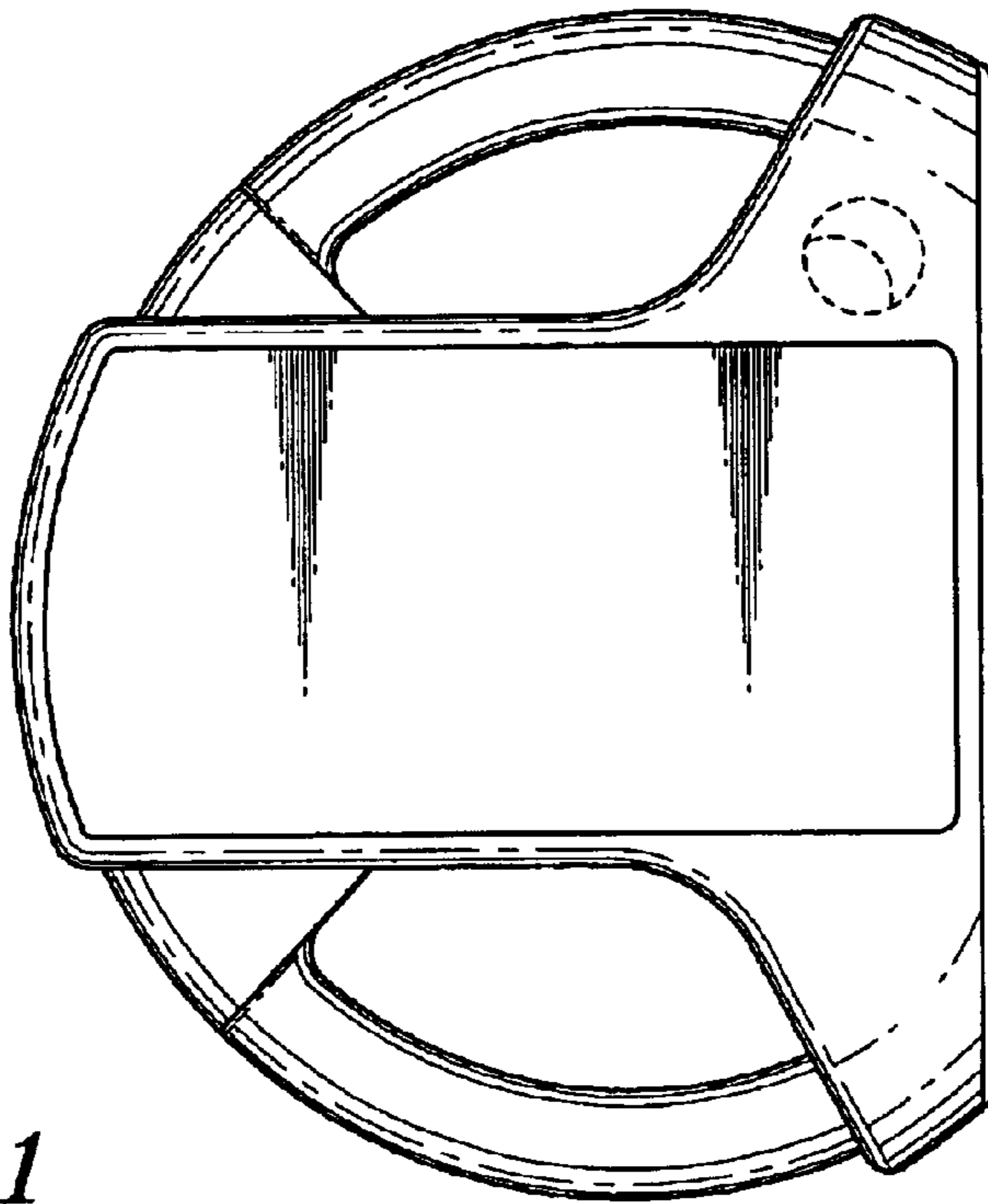


FIG. 1




FIG. 2

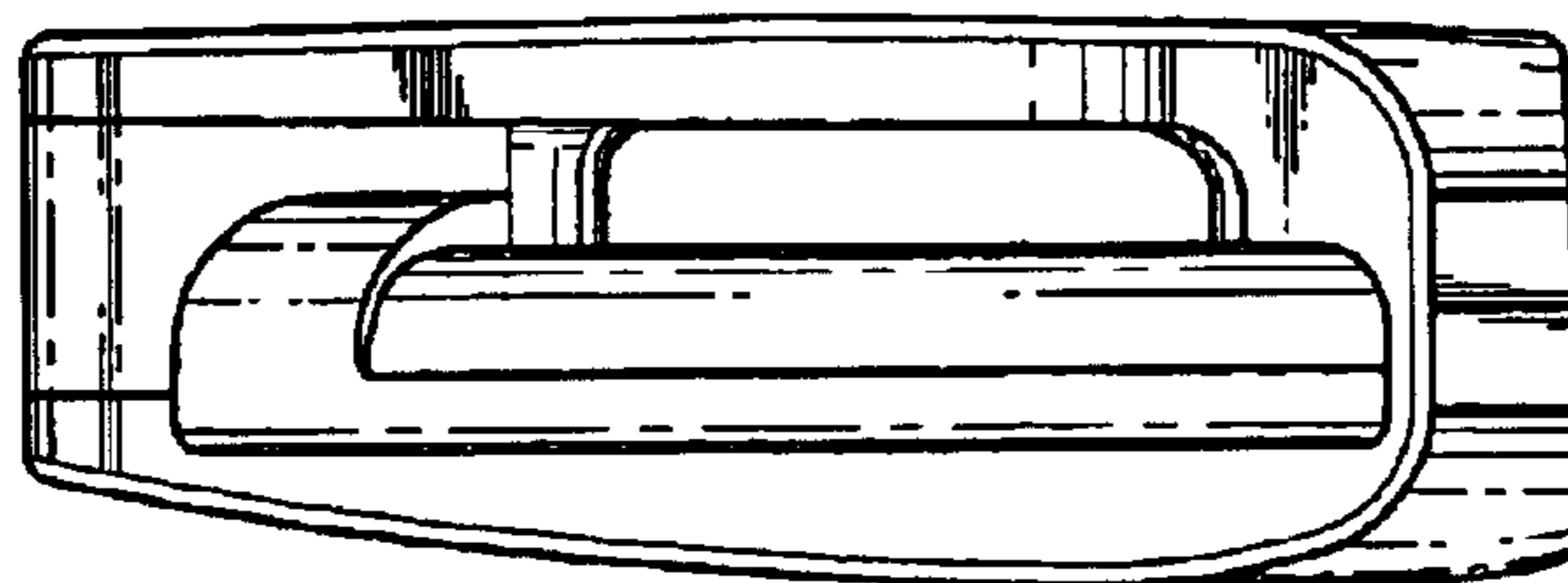


FIG. 3

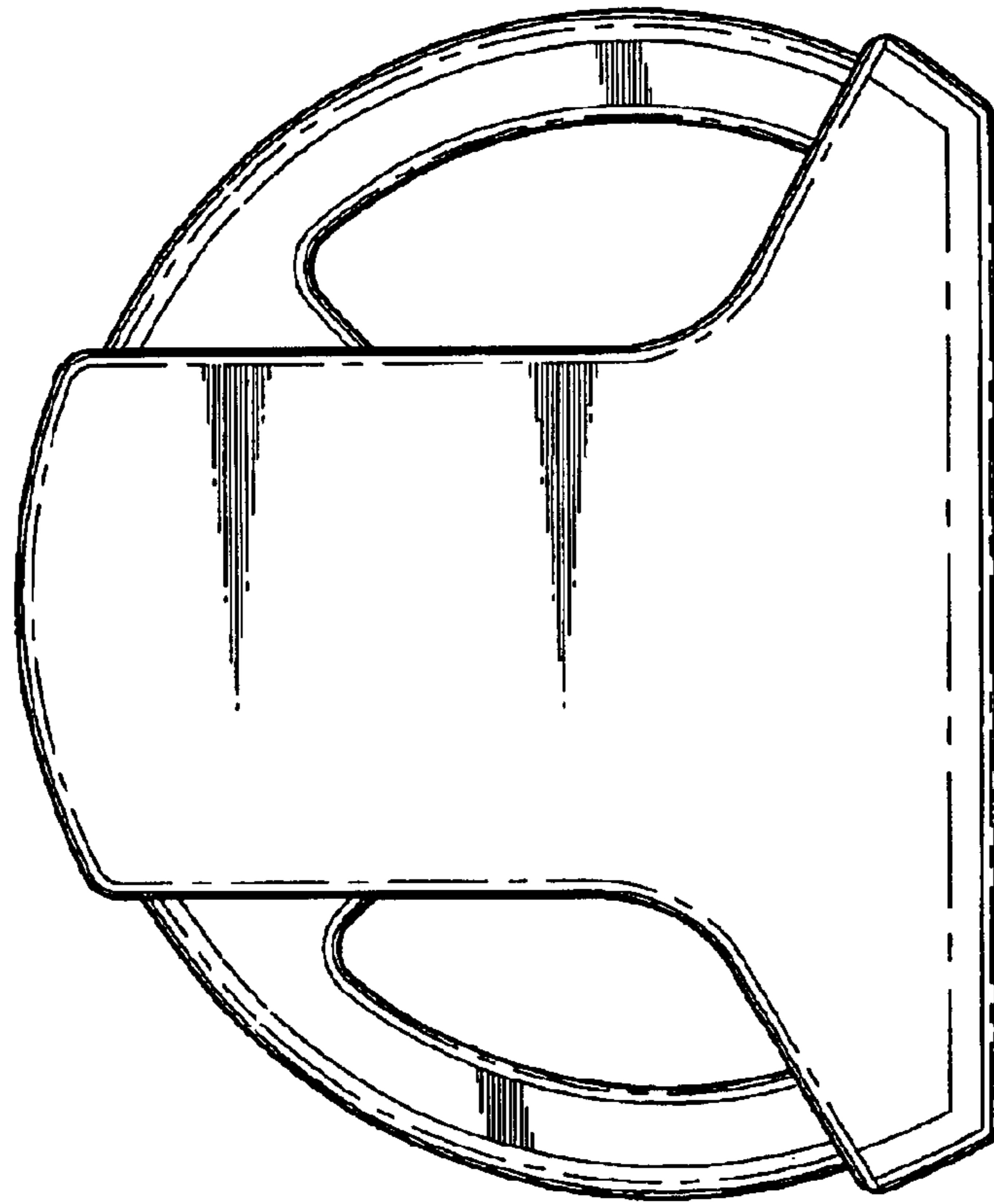


FIG. 4




FIG. 5