



US00D496417S1

(12) **United States Design Patent**
Tang

(10) **Patent No.:** **US D496,417 S**

(45) **Date of Patent:** **** Sep. 21, 2004**

(54) **PUTTER HEAD**

(75) **Inventor:** **Larry G. Tang, Carlsbad, CA (US)**

(73) **Assignee:** **Callaway Golf Company, Carlsbad, CA (US)**

(**) **Term:** **14 Years**

(21) **Appl. No.:** **29/197,053**

(22) **Filed:** **Jan. 9, 2004**

(51) **LOC (7) Cl. 21-02**

(52) **U.S. Cl. D21/738**

(58) **Field of Search D21/736-746;**
473/324-331, 251-256, 340, 341

(56) **References Cited**

U.S. PATENT DOCUMENTS

D234,962 S	*	4/1975	Swash	D21/739
4,934,702 A	*	6/1990	Serizawa	473/251
D389,539 S	*	1/1998	Moore	D21/739
D437,017 S	*	1/2001	Ford	D21/744
D458,656 S	*	6/2002	Tang et al.	D21/738

D481,089 S	*	10/2003	Breier et al.	D21/738
D485,321 S	*	1/2004	Breier et al.	D21/738
D485,323 S	*	1/2004	Wagner et al.	D21/744
D488,526 S	*	4/2004	Souza et al.	D21/738

* cited by examiner

Primary Examiner—Mitchell Siegel

(74) *Attorney, Agent, or Firm*—Michael A. Catania; Elaine H. Lo

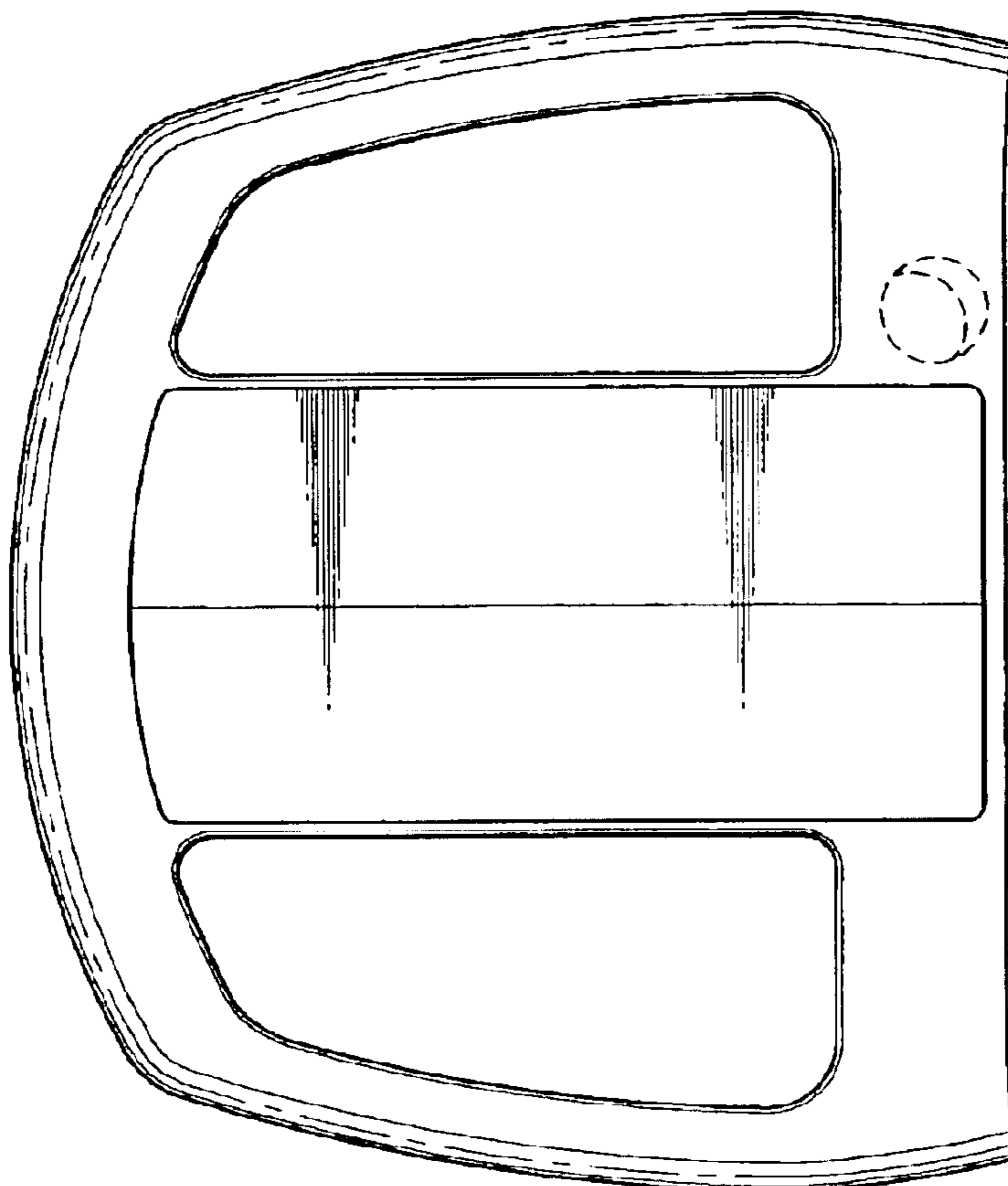
(57) **CLAIM**

The ornamental design for a putter head, as shown and described.

DESCRIPTION

FIG. 1 is a top plan view of a putter head;
FIG. 2 is a front plan view thereof;
FIG. 3 is a toe plan view thereof;
FIG. 4 is a bottom plan view thereof; and,
FIG. 5 is a rear plan view thereof.
The broken line showing is for illustrative purposes only and forms no part of the claimed design.

1 Claim, 2 Drawing Sheets



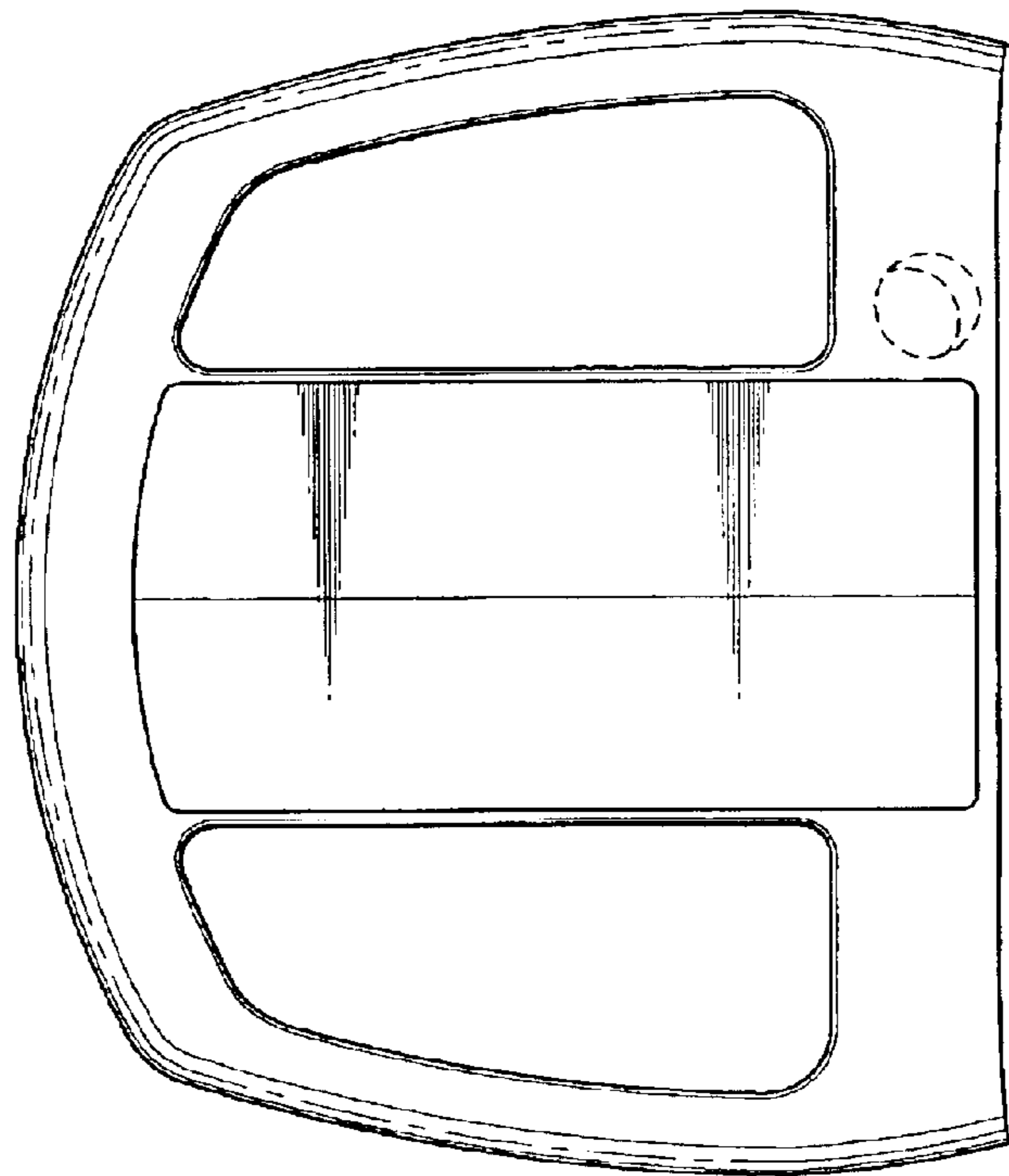


FIG. 1



FIG. 2

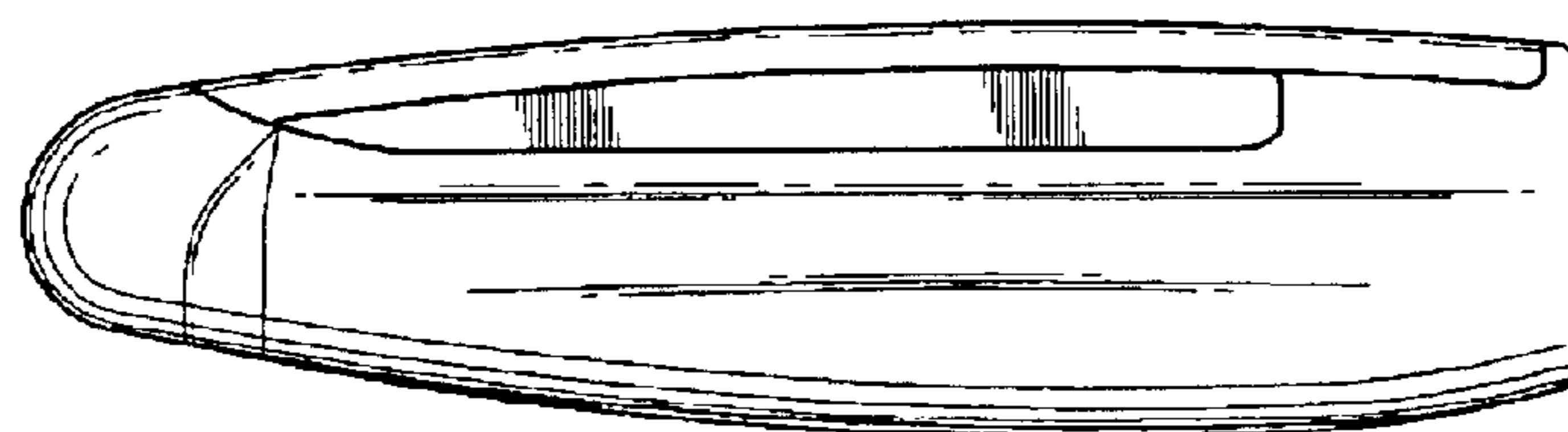


FIG. 3

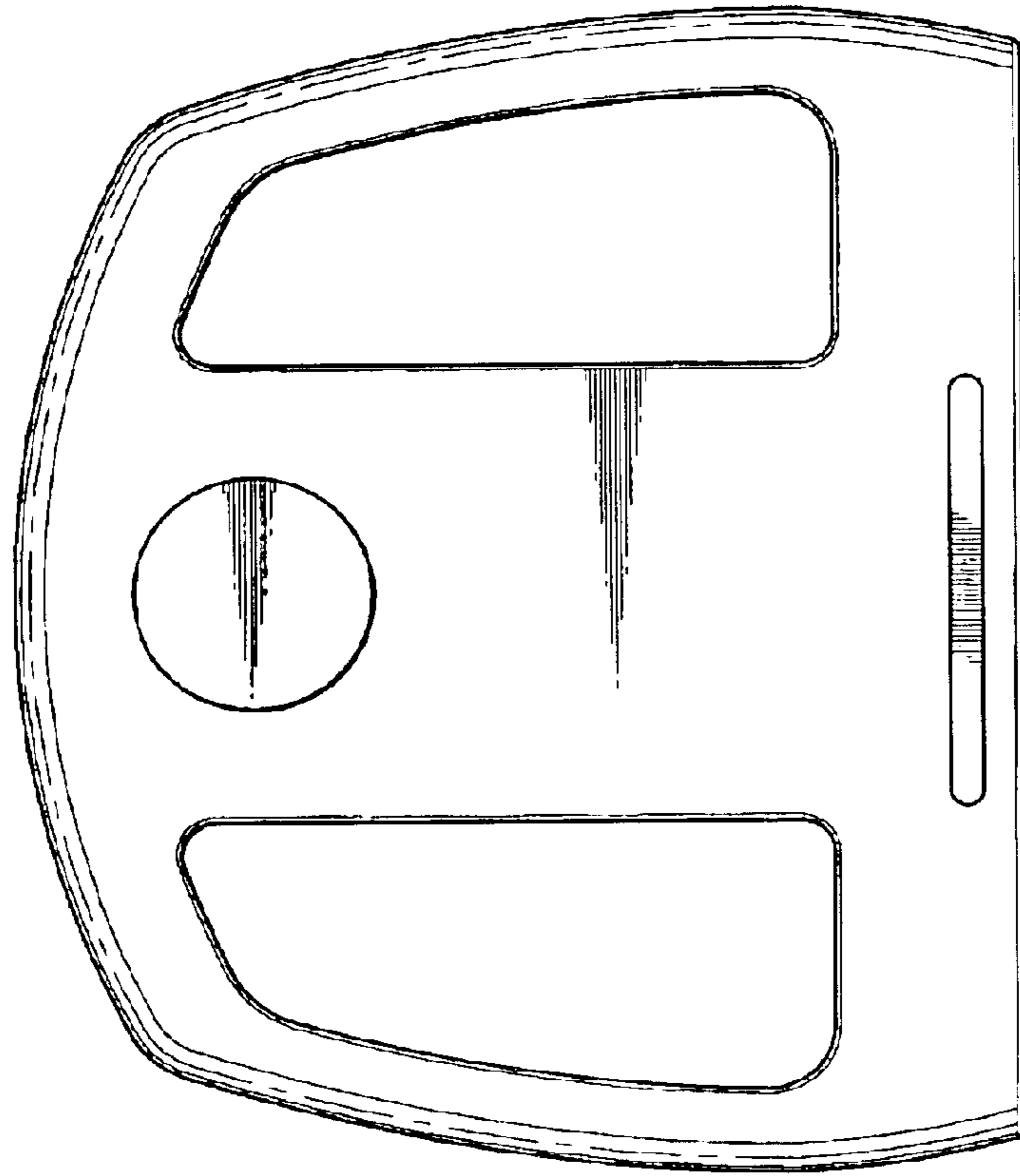


FIG. 4

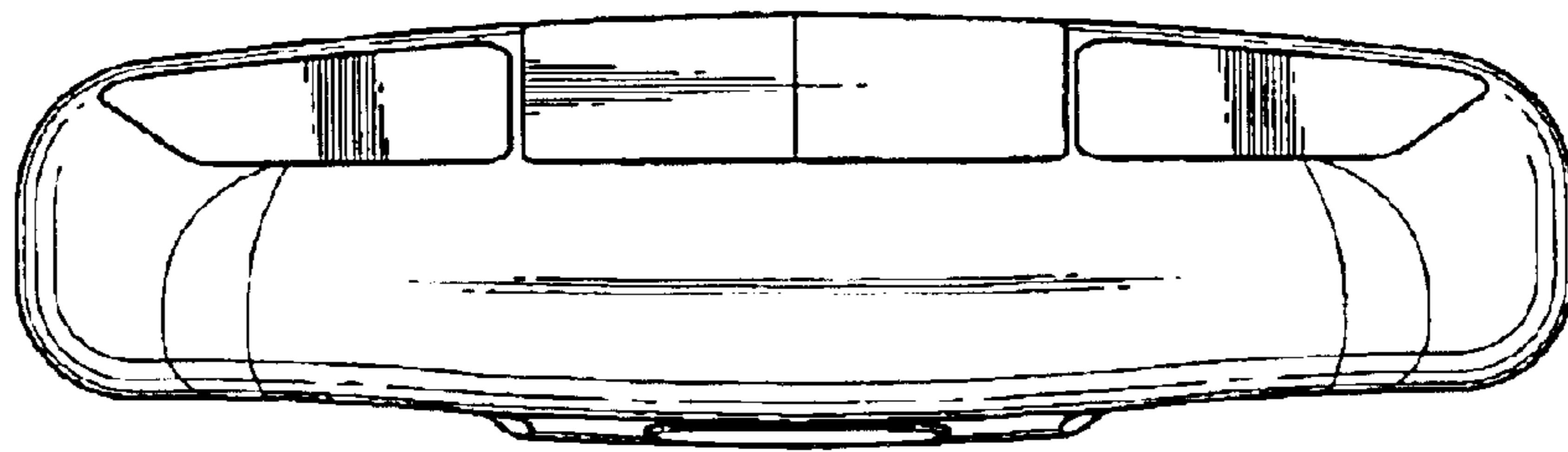


FIG. 5