

US00D496404S1

(12) **United States Design Patent**
Hurwitz

(10) **Patent No.:** **US D496,404 S**

(45) **Date of Patent:** **** Sep. 21, 2004**

(54) **NOTEPAD HOLDER**

(76) **Inventor:** **Trevor Hurwitz**, c/o Department of
Psychiatry, UBC Hospital, 2255
Westbrook Mall, Vancouver, British
Columbia (CA), V6T 2A1

(**) **Term:** **14 Years**

(21) **Appl. No.:** **29/176,763**

(22) **Filed:** **Feb. 28, 2003**

(30) **Foreign Application Priority Data**

Sep. 3, 2002 (CA) 100477

(51) **LOC (7) Cl.** **19-02**

(52) **U.S. Cl.** **D19/92; D19/86**

(58) **Field of Search** D19/20-25, 65,
D19/75-78, 86, 91, 92, 95, 99, 100; 206/555-557,
215, 449; 211/10, 11, 13.1, 50, 52, 126.1,
126.13, 126.12, 126.16, 126.2-126.7

(56) **References Cited**

U.S. PATENT DOCUMENTS

D220,014 S * 2/1971 Rome et al. D19/92

D245,170 S * 7/1977 Evenson D19/92

D259,428 S * 6/1981 Macowski D19/92

D311,931 S * 11/1990 Evenson D19/92

D334,412 S * 3/1993 Feer D19/92

D452,276 S 12/2001 Hurwitz

* cited by examiner

Primary Examiner—Martie K. Holtje

(57) **CLAIM**

The ornamental design for a notepad holder, as shown and described.

DESCRIPTION

FIG. 1 is a view in perspective of a notepad holder showing the new design;

FIG. 2 is a top plan view thereof;

FIG. 3 is a front elevational view thereof;

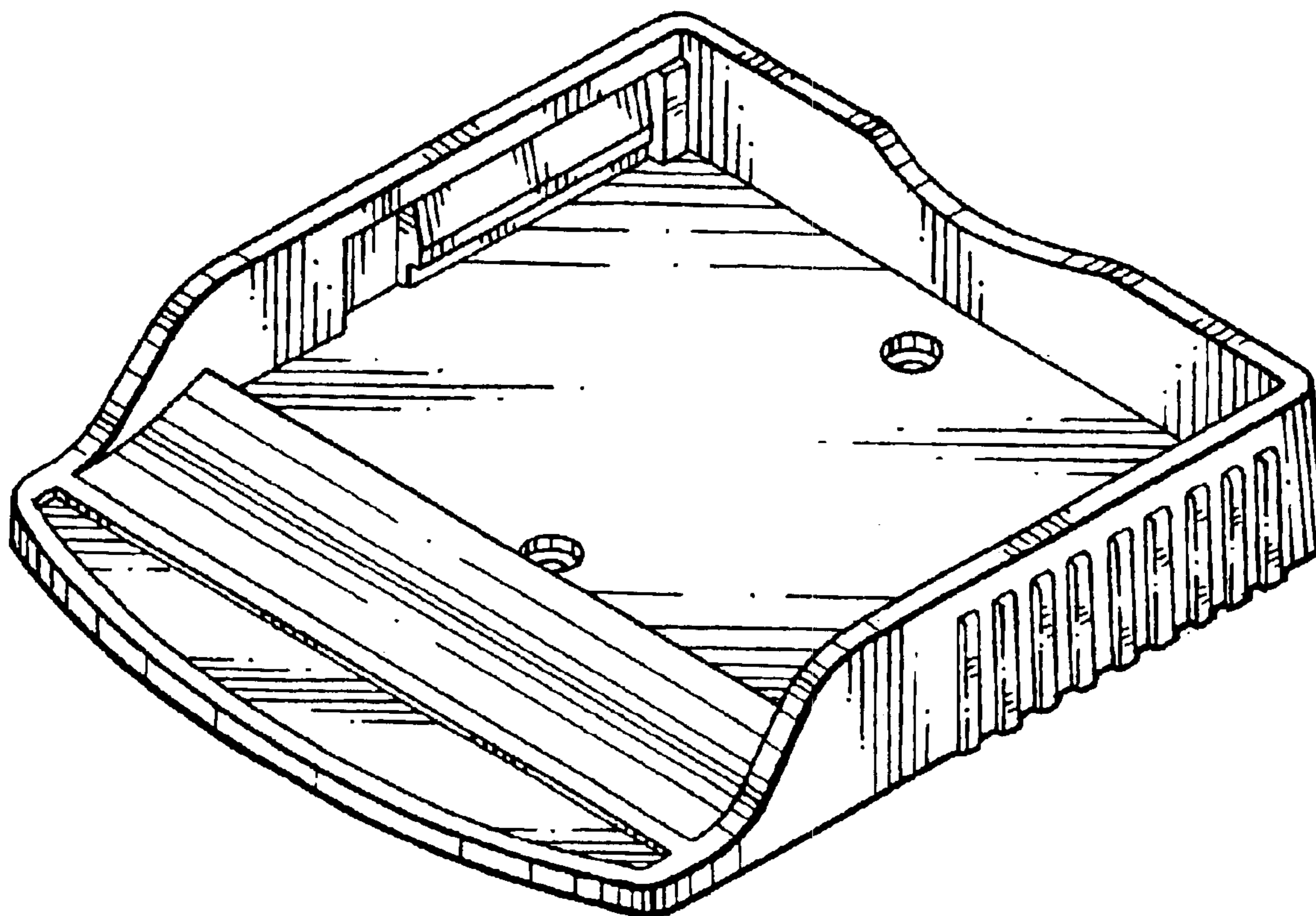
FIG. 4 is a bottom plan view thereof;

FIG. 5 is a rear elevational view thereof;

FIG. 6 is a side elevational view taken from the right of FIG. 3; and,

FIG. 7 is a side elevational view taken from the left of FIG. 3.

1 Claim, 3 Drawing Sheets



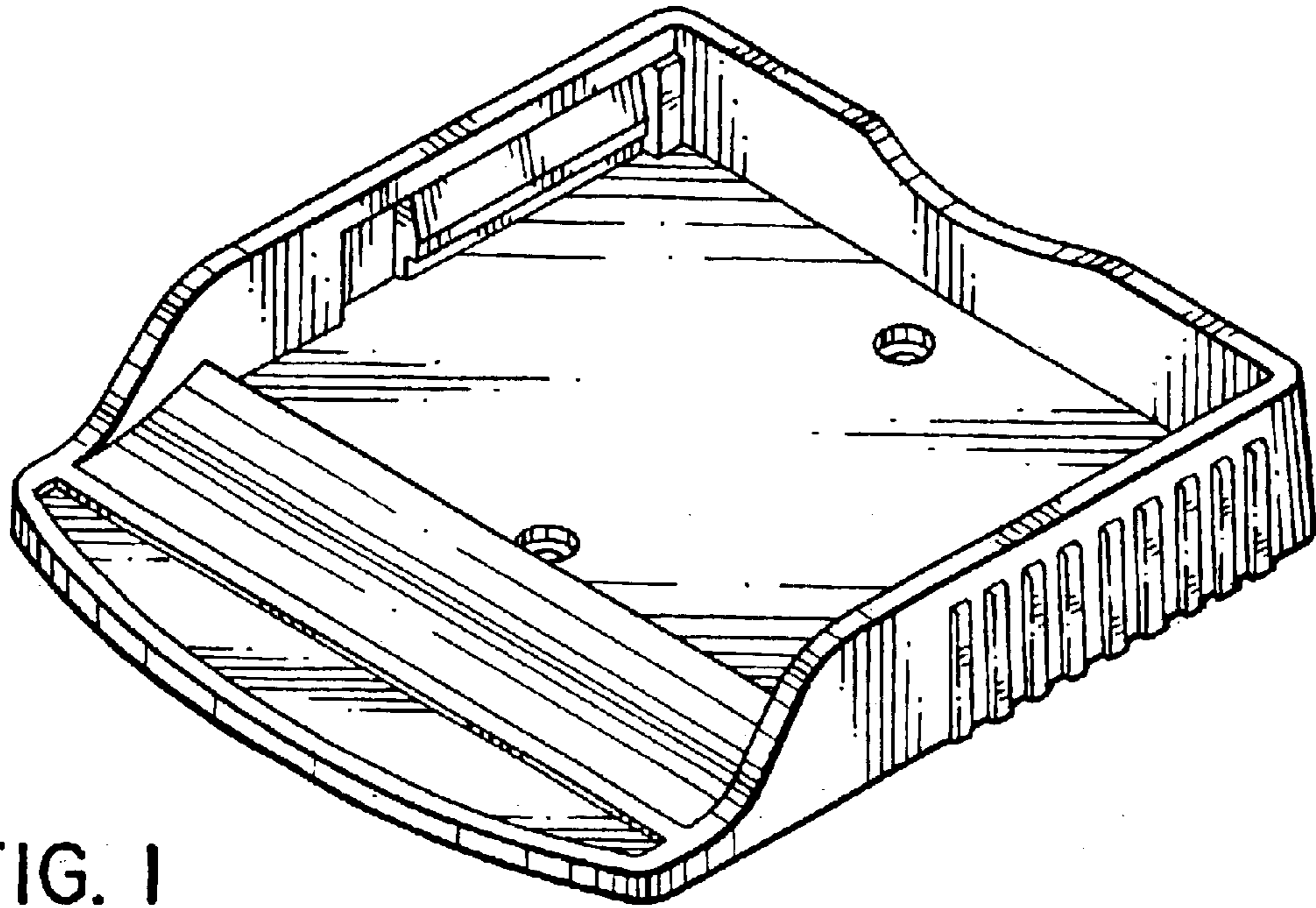


FIG. 1

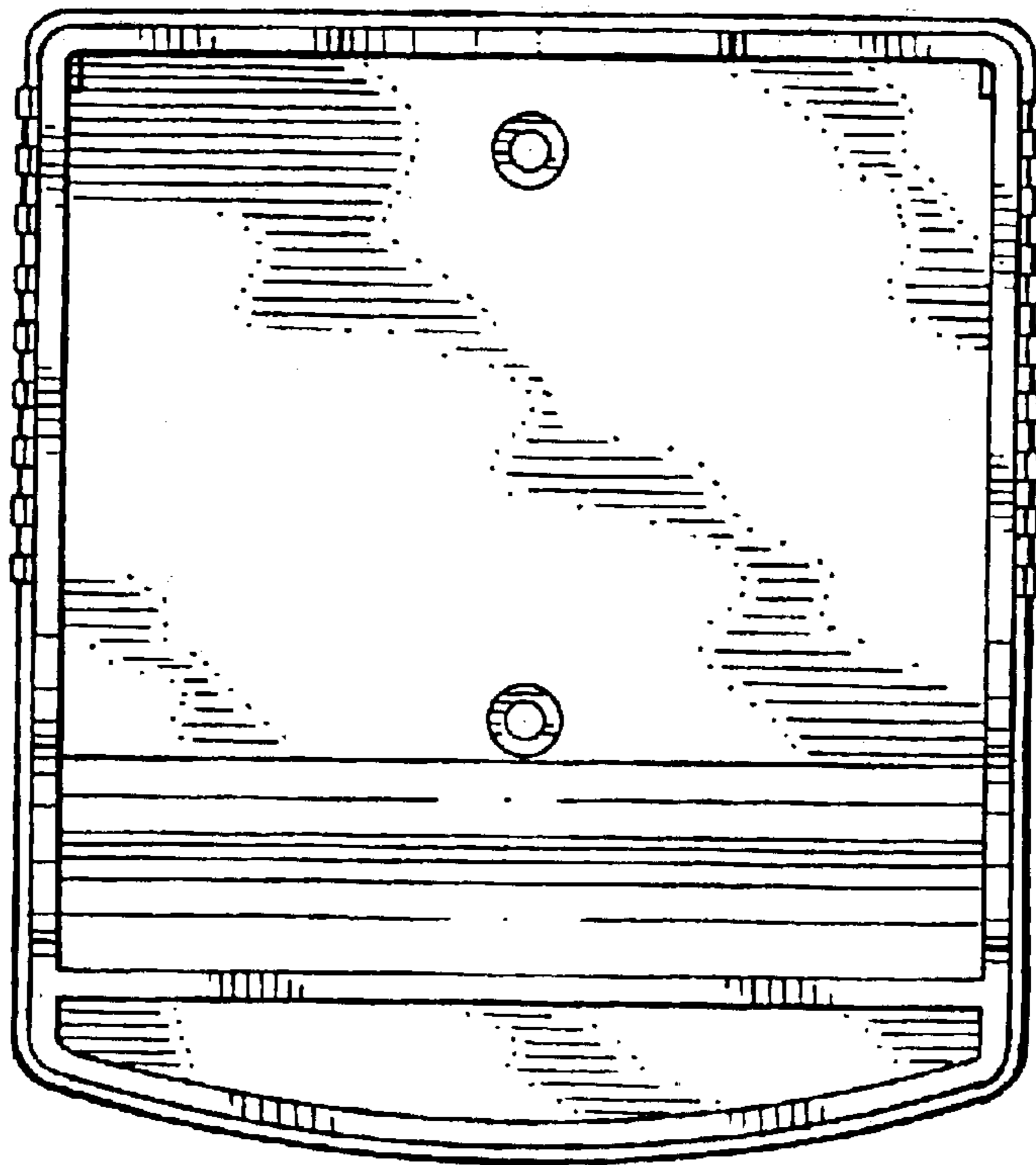


FIG. 2




FIG. 3

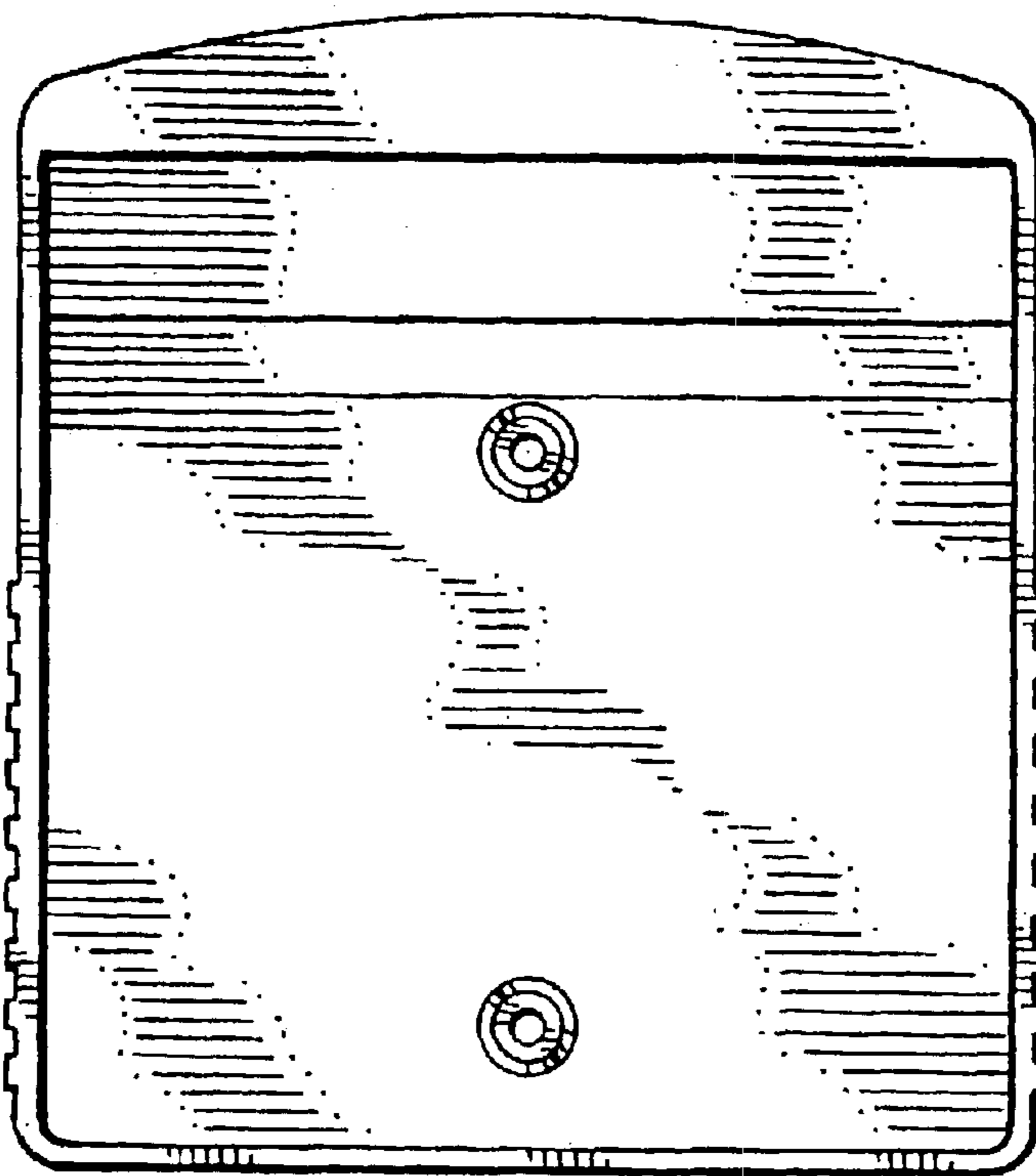


FIG. 4



FIG. 5

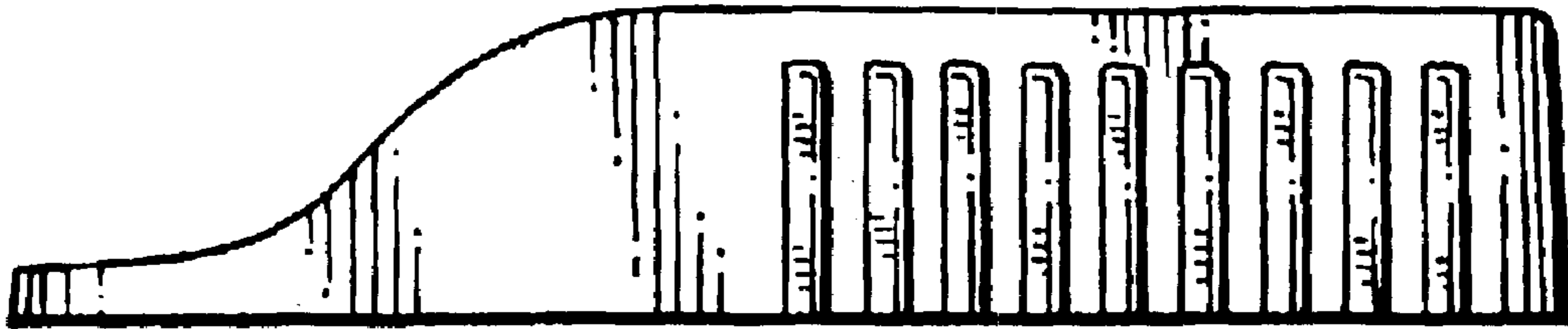


FIG. 6




FIG. 7