

US00D496398S1

(12) **United States Design Patent**  
**Greenberg**

(10) **Patent No.:** **US D496,398 S**

(45) **Date of Patent:** **\*\* Sep. 21, 2004**

(54) **PEN**

(75) **Inventor:** **Yair Greenberg, Woodland Hills, CA (US)**

(73) **Assignee:** **Yafa Pen Company, CA (US)**

(\*\*) **Term:** **14 Years**

(21) **Appl. No.:** **29/185,431**

(22) **Filed:** **Jun. 27, 2003**

(51) **LOC (7) Cl.** ..... **19-06**

(52) **U.S. Cl.** ..... **D19/43; D19/51**

(58) **Field of Search** ..... **D19/35, 36, 41-51, D19/53-58, 81-85; 401/98, 196, 198, 202, 209, 213, 243-247, 261, 262, 195, 52, 85**

(56) **References Cited**

**U.S. PATENT DOCUMENTS**

D39,561 S \* 9/1908 Boman ..... D19/51  
948,124 A \* 2/1910 Arends ..... 401/85  
D138,416 S \* 8/1944 Fernandez ..... D19/42

2,695,028 A \* 11/1954 Dulberg ..... 401/195 X  
3,345,674 A \* 10/1967 De Graft ..... 401/198  
D331,940 S \* 12/1992 Shirai et al. .... D19/43 X  
D444,171 S \* 6/2001 McCullough ..... D19/42

\* cited by examiner

*Primary Examiner*—Martie K. Holtje

(74) *Attorney, Agent, or Firm*—Fulwider Patton Lee & Utecht, LLP

(57) **CLAIM**

The ornamental design for a pen, as shown and described.

**DESCRIPTION**

FIG. 1 is a perspective view of a pen showing my new design;

FIG. 2 is an elevational view thereof;

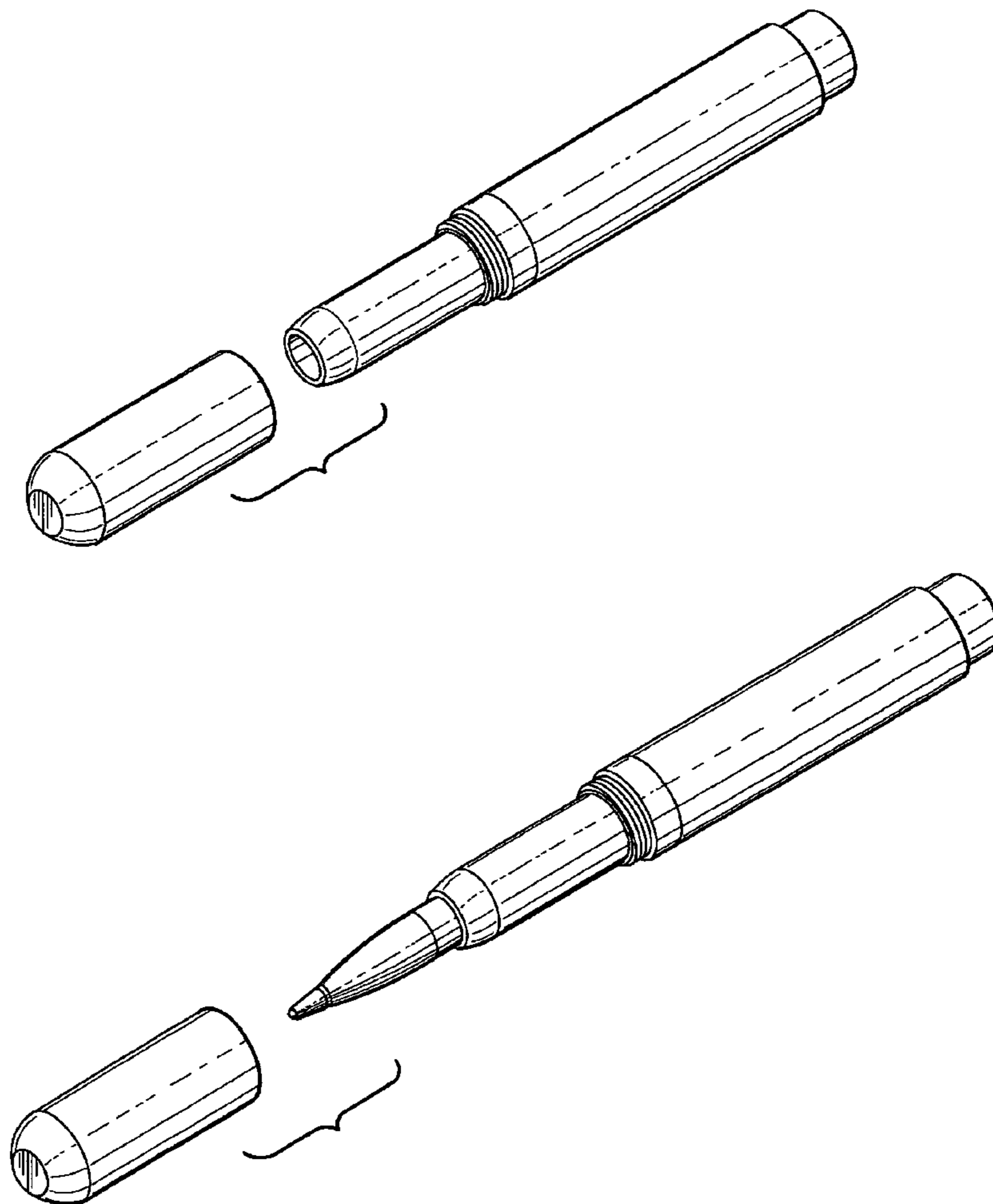
FIG. 3 is a top plan view thereof;

FIG. 4 is a bottom plan view thereof;

FIG. 5 is a perspective partly exploded view thereof with the pen point retracted; and

FIG. 6 is a perspective partly exploded view thereof with the pen point extended.

**1 Claim, 2 Drawing Sheets**



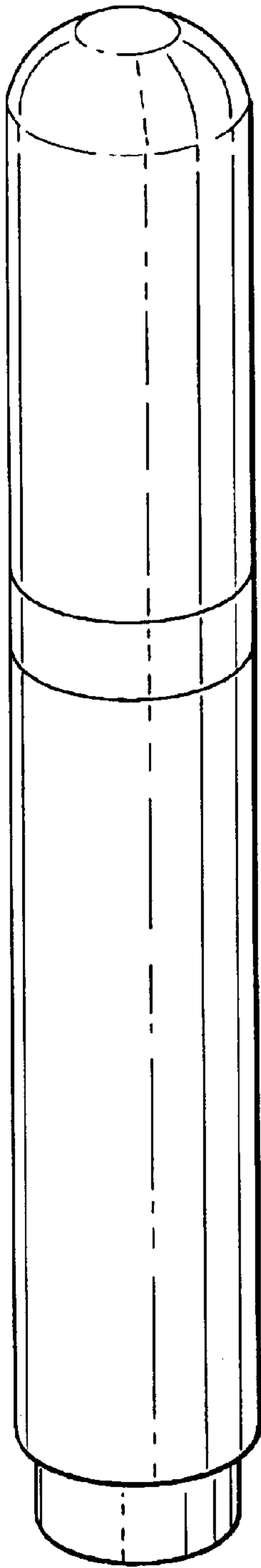


FIG. 1

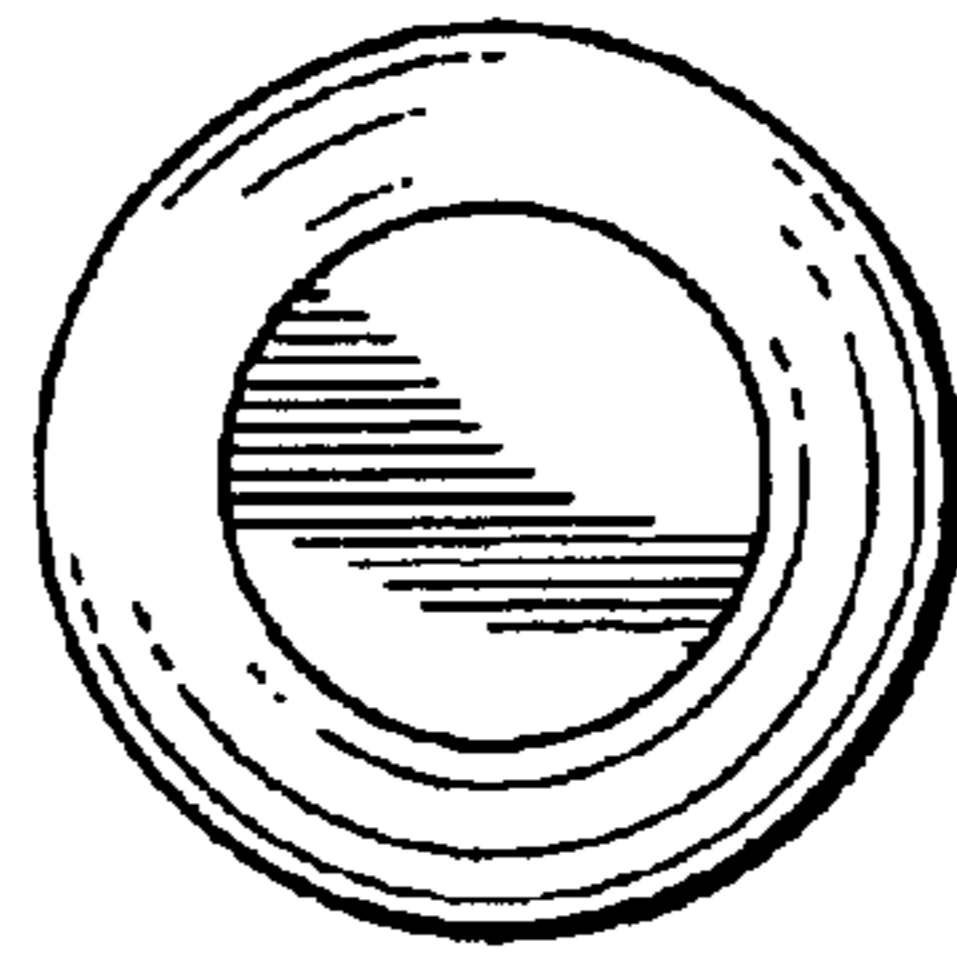


FIG. 3

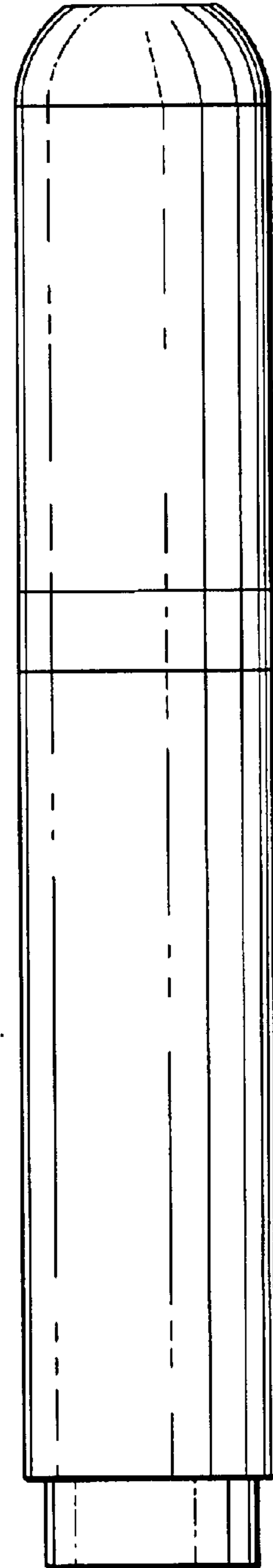


FIG. 2

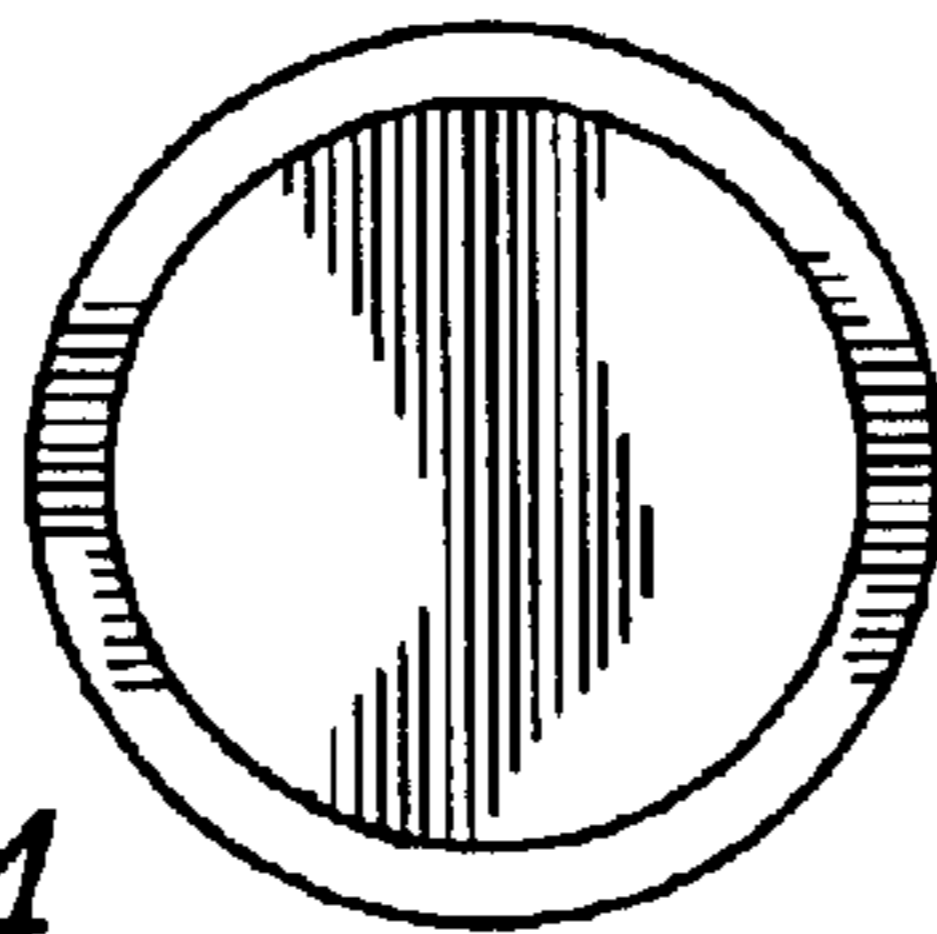


FIG. 4

