

US00D496386S1

(12) **United States Design Patent**
Steinberger

(10) **Patent No.:** **US D496,386 S**
(45) **Date of Patent:** **** Sep. 21, 2004**

(54) **GUITAR HEADPIECE**

(75) **Inventor:** **Richard Ned Steinberger**, Nobleboro,
ME (US)

(73) **Assignee:** **Gibson Guitar Corp.**, Nashville, TN
(US)

(**) **Term:** **14 Years**

4,632,005 A	*	12/1986	Steinberger	84/313
D290,130 S	*	6/1987	Steinberger	D17/14
D290,131 S	*	6/1987	Steinberger	D17/14
4,704,936 A	*	11/1987	Steinberger	84/313
D304,341 S	*	10/1989	Gressett, Jr. et al.	D17/21
D324,693 S	*	3/1992	Rose	D17/21
5,198,601 A	*	3/1993	McCabe	84/298
D355,433 S	*	2/1995	Blanda, Jr.	D17/21
5,945,615 A	*	8/1999	Rose	84/297 S
6,710,235 B2	*	3/2004	Hirayama	84/313

(21) **Appl. No.:** **29/186,416**

(22) **Filed:** **Jul. 15, 2003**

(51) **LOC (7) Cl.** **17-03**

(52) **U.S. Cl.** **D17/20**

(58) **Field of Search** D17/14-15, 99,
D17/17-21, 1, 22-23; 84/274, 275, 9, 267-270,
298-299, 290-291, 294, 453, 455, 284,
285, 402-405, 743, 312 R, 312 P, 313,
DIG. 18

* cited by examiner

Primary Examiner—Ruth McInroy

(74) *Attorney, Agent, or Firm*—Wadley & Patterson;
Lucian Wayne Beavers

(57) **CLAIM**

What is claimed is the ornamental design for a guitar headpiece, as shown and described.

DESCRIPTION

FIG. 1 is a top plan view of a guitar headpiece showing my new design;

FIG. 2 is a right side elevation view thereof, the left side being a mirror image;

FIG. 3 is a bottom plan view thereof;

FIG. 4 is a lower end view thereof; and,

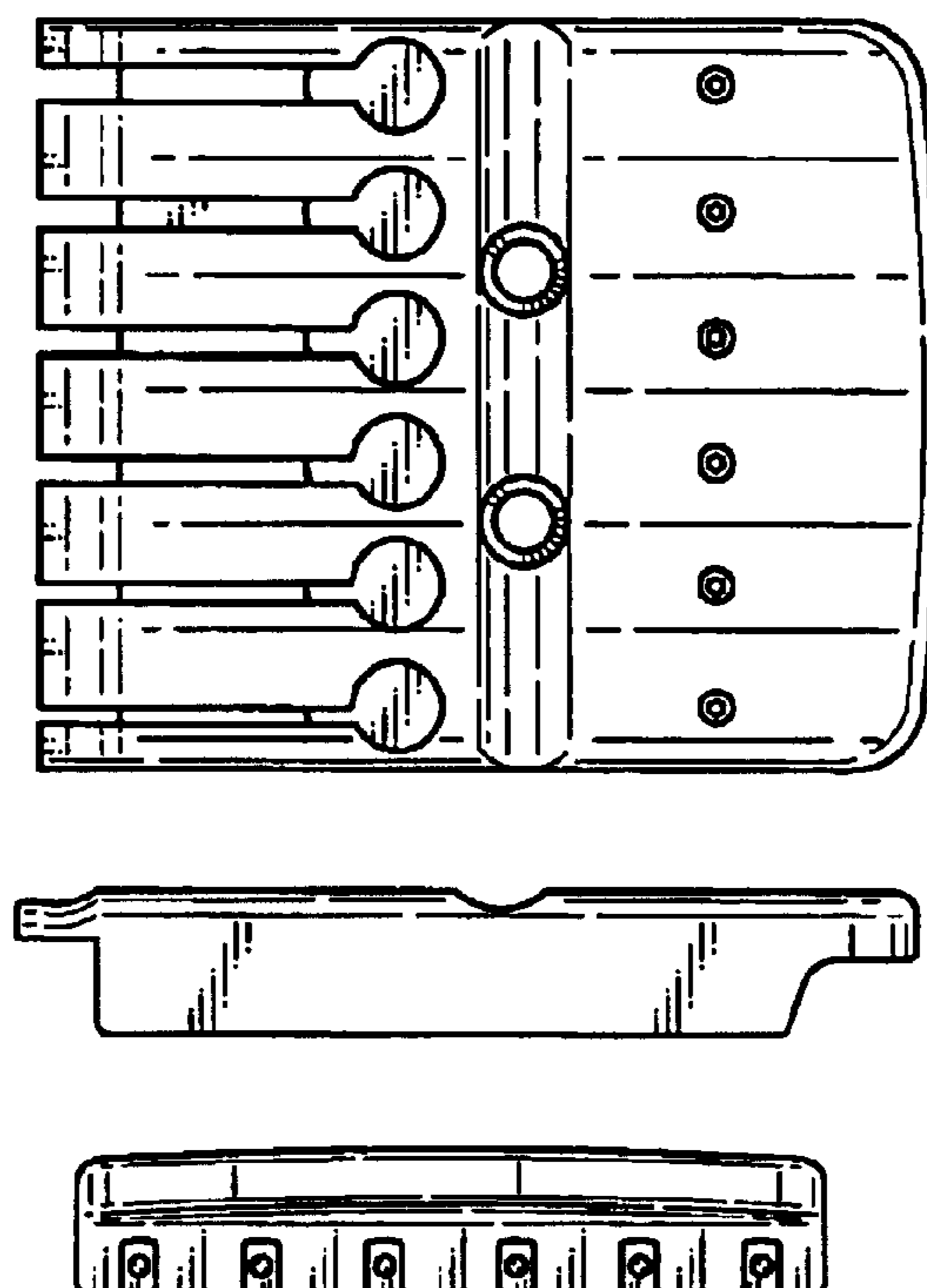
FIG. 5 is an upper end view thereof.

(56) **References Cited**

U.S. PATENT DOCUMENTS

D262,292 S	*	12/1981	Carson	D17/21
D268,845 S	*	5/1983	Fender	D17/21
D280,107 S	*	8/1985	Tanaka et al.	D17/21
D280,525 S	*	9/1985	Gressett, Jr.	D17/21
4,608,904 A	*	9/1986	Steinberger	84/304
4,632,004 A	*	12/1986	Steinberger	84/313

1 Claim, 1 Drawing Sheet



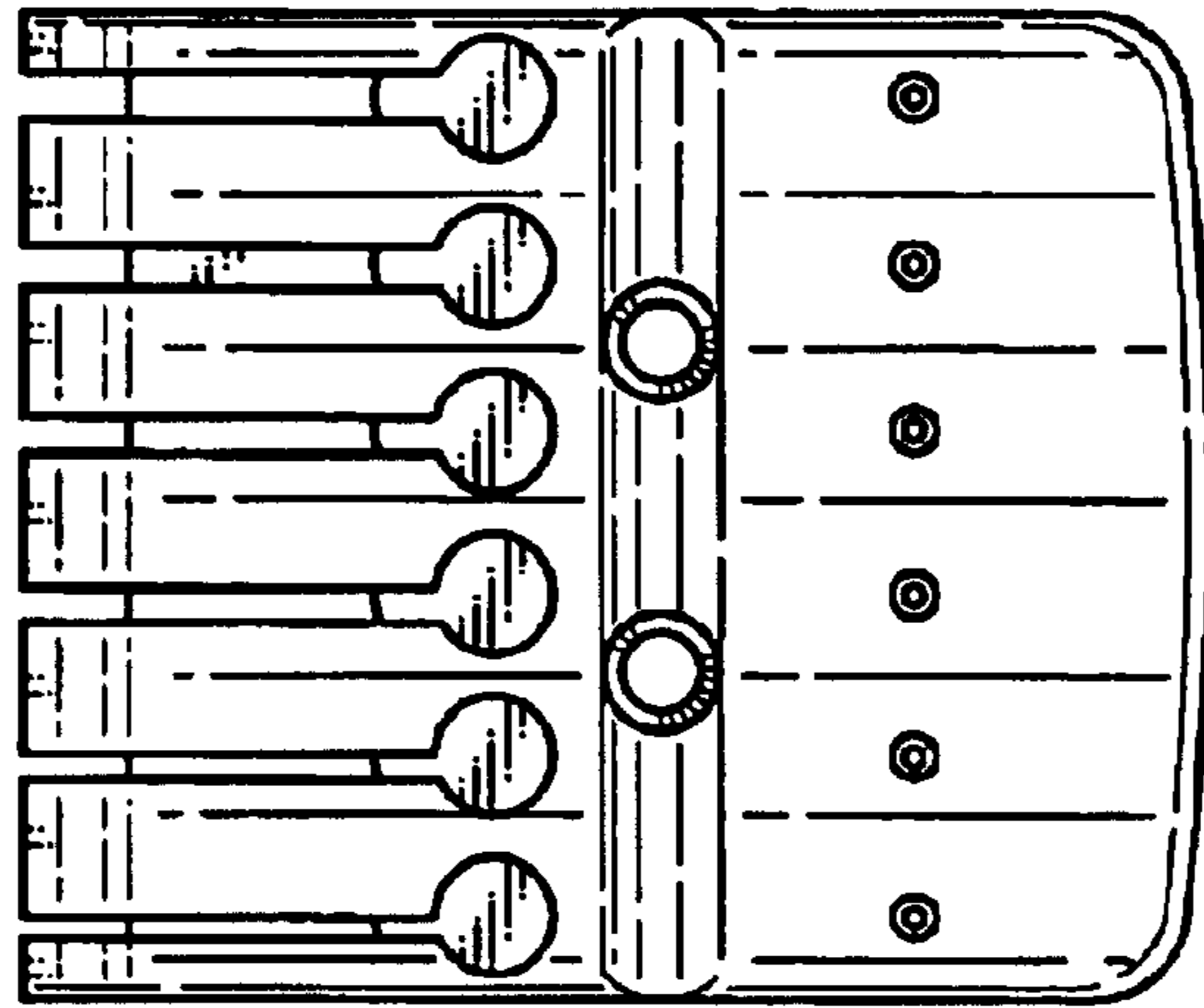


FIG. 1

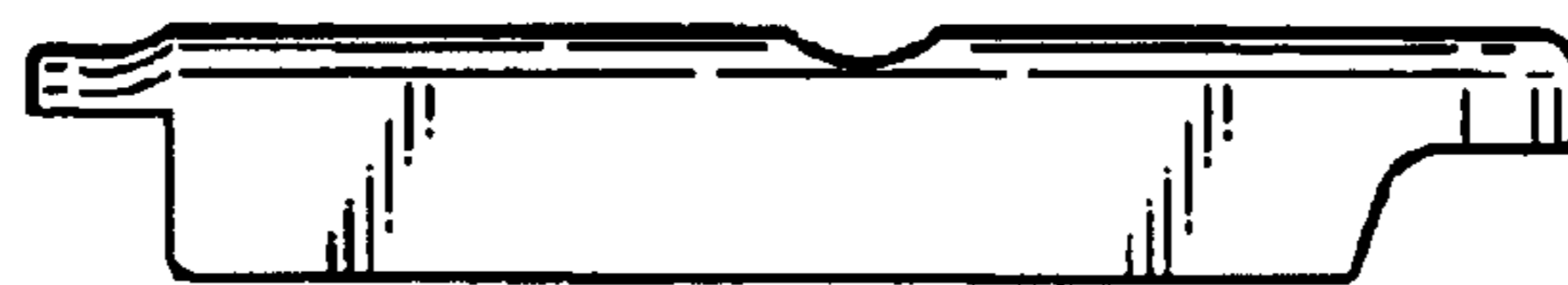


FIG. 2

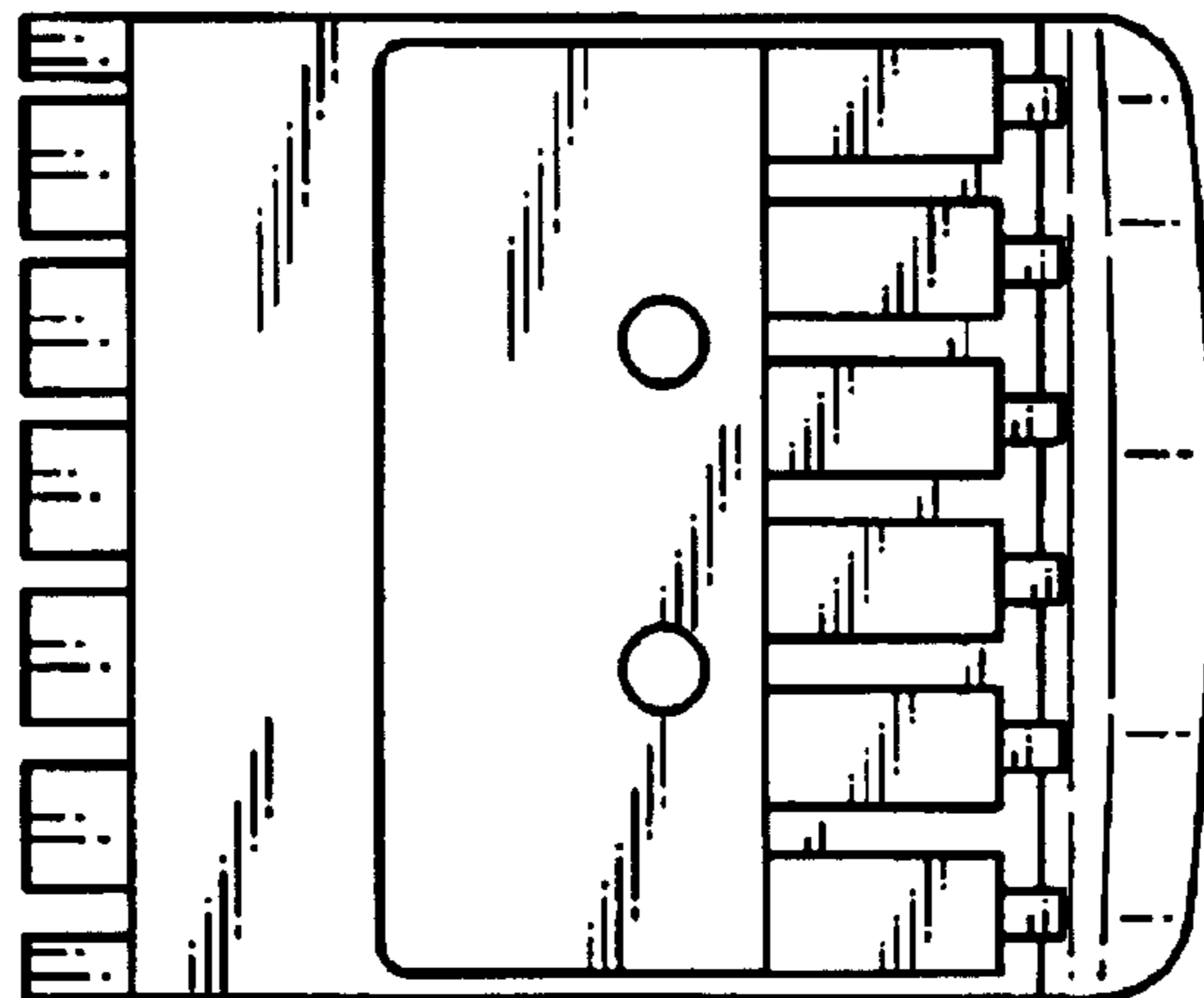


FIG. 3



FIG. 4



FIG. 5