

US00D496384S1

(12) **United States Design Patent**
Hoffman

(10) **Patent No.:** **US D496,384 S**

(45) **Date of Patent:** **** Sep. 21, 2004**

(54) **GUITAR BODY**

(76) **Inventor:** **Brian Hoffman**, P.O. Box 15955, St. Petersburg, FL (US) 33733

(**) **Term:** **14 Years**

(21) **Appl. No.:** **29/190,686**

(22) **Filed:** **Sep. 24, 2003**

(51) **LOC (7) Cl.** **17-03**

(52) **U.S. Cl.** **D17/14**

(58) **Field of Search** D17/14-15, 99,
D17/17-21, 1, 22-23; D21/405, 410, 599,
769-770; 84/274, 275, 9, 267-270, 298-299,
290-291, 294, 453, 284, 285, 402-405,
743

(56) **References Cited**

U.S. PATENT DOCUMENTS

D256,251 S	*	8/1980	Grimes	D17/14
D277,292 S	*	1/1985	Leifheit	D17/19
D280,520 S	*	9/1985	Edwards	D17/18
D375,113 S	*	10/1996	D'Arby	D17/20
D477,012 S	*	7/2003	Rico	D17/14
D481,411 S	*	10/2003	Minarik	D17/20
D481,413 S	*	10/2003	Minarik	D17/20
D486,175 S	*	2/2004	Villalba	D17/14

OTHER PUBLICATIONS

Musicians Friend, "Warrior XT—Dark and dangerous," Catalog, 20th ed., MusiciansFriend.com (Medford, Oregon), p. 12, (Jul. 19, 2003).

Musicians Friend, "RR-3—A more affordable Randy Rhoads model!," Catalog, 20th ed., MusiciansFriend.com (Medford, Oregon), p. 12, (Jul. 19, 2003).

Musicians Friend, "Bronze Warlock," Catalog, 19th ed., MusiciansFriend.com (Medford, Oregon), p. 79, (Oct. 19, 2002).

Musicians Friend, "Platinum Warlock with Widow Headstock," Catalog, 19th ed., MusiciansFriend.com (Medford, Oregon), p. 79, (Oct. 19, 2002).

Musicians Friend "NJ Beast," Catalog, 19th ed., MusiciansFriend.com (Medford, Oregon), p. 79, (Oct. 19, 2002).

* cited by examiner

Primary Examiner—Ruth McInroy

(74) *Attorney, Agent, or Firm*—Larson & Larson, PA; James E. Larson

(57) **CLAIM**

The ornamental design for a guitar body, as shown and described therein.

DESCRIPTION

FIG. 1 is a front elevational view of a guitar body showing my novel design;

FIG. 2 is a rear elevational view thereof;

FIG. 3 is a left side view thereof;

FIG. 4 is a right side view thereof;

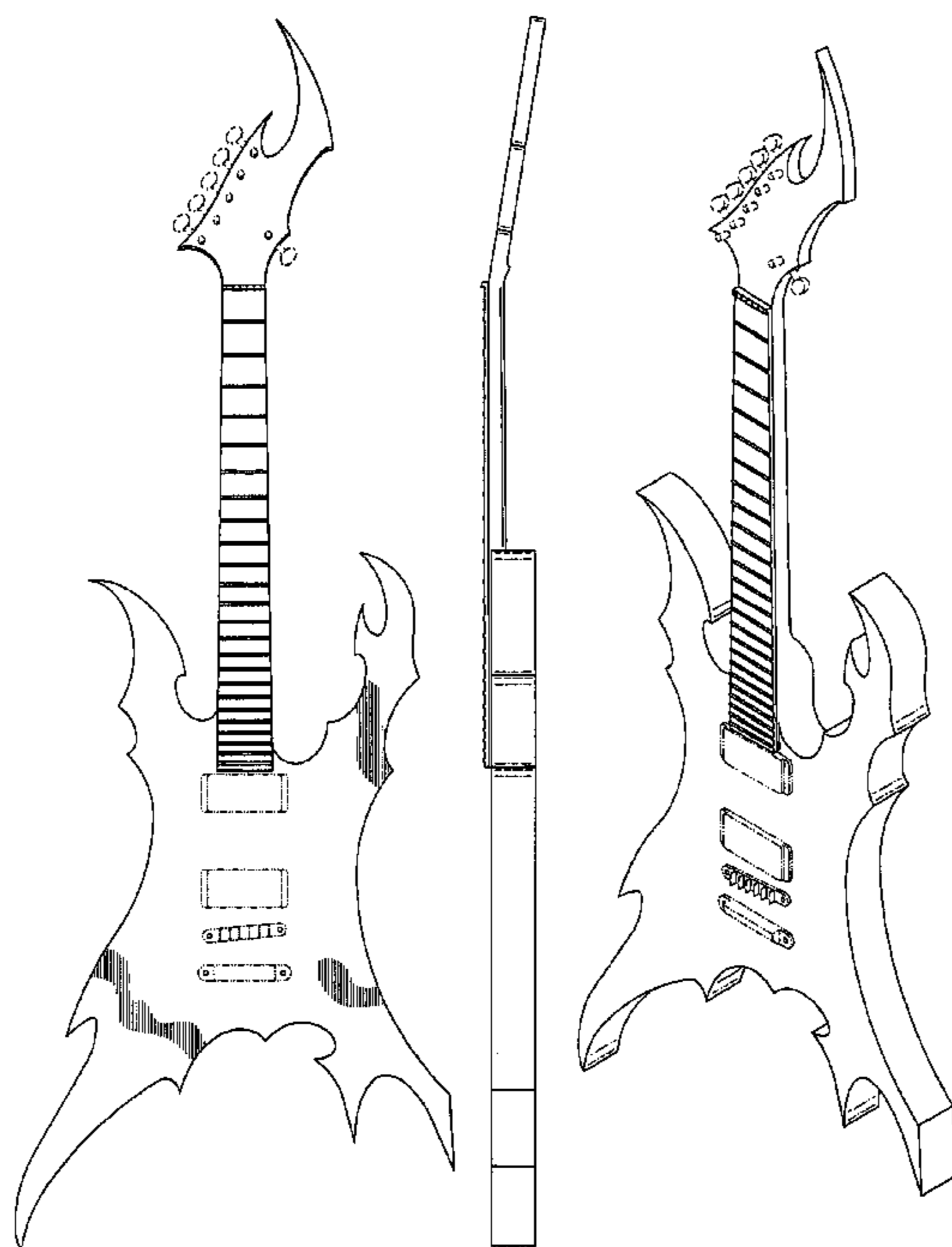
FIG. 5 is a top plan view thereof;

FIG. 6 is a bottom plan view thereof; and,

FIG. 7 is a perspective view of a guitar body of the present invention.

The details shown in broken lines in FIGS. 1, 2 and 7 are for illustrative purposes only and form no part of the claimed design.

1 Claim, 5 Drawing Sheets



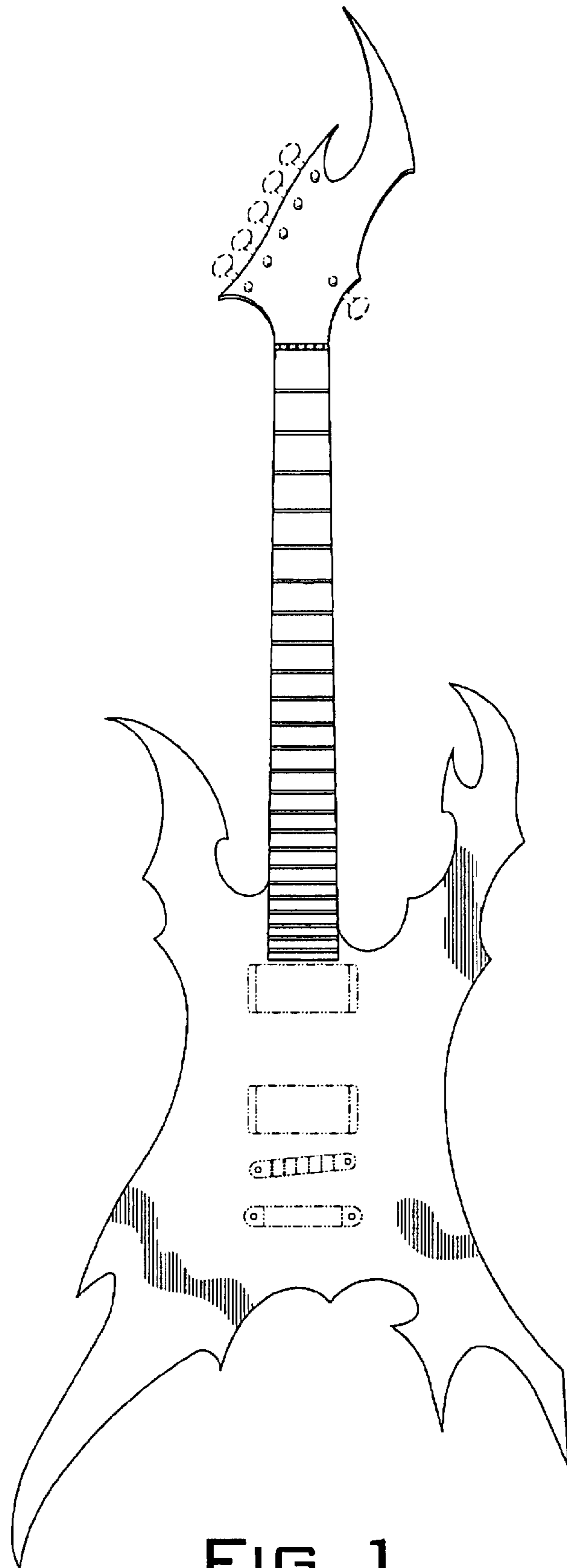


FIG. 1

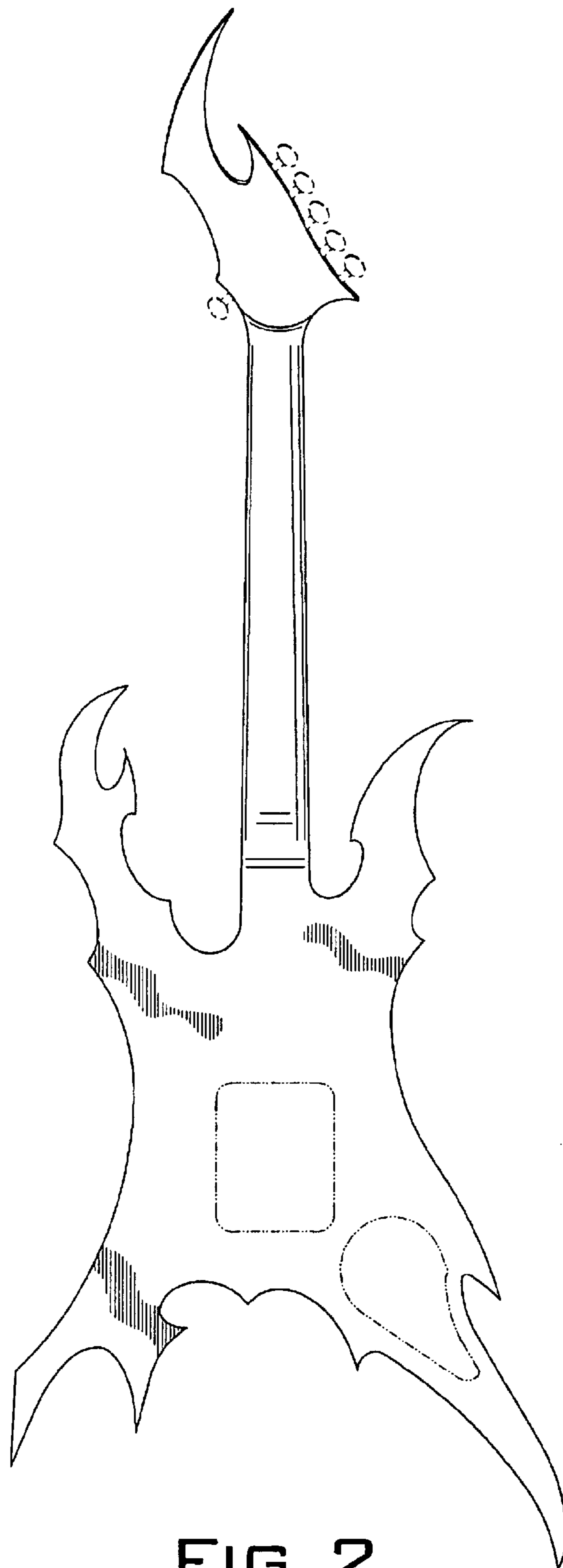


FIG. 2




FIG. 3



FIG. 4

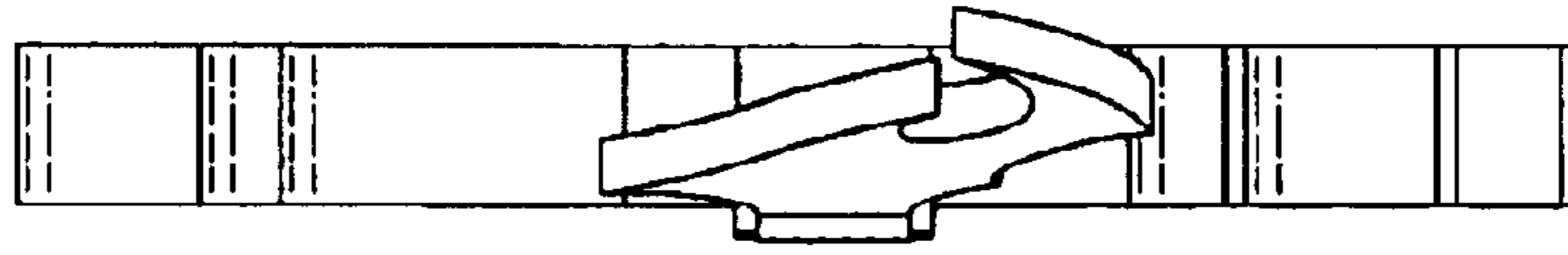


FIG. 5

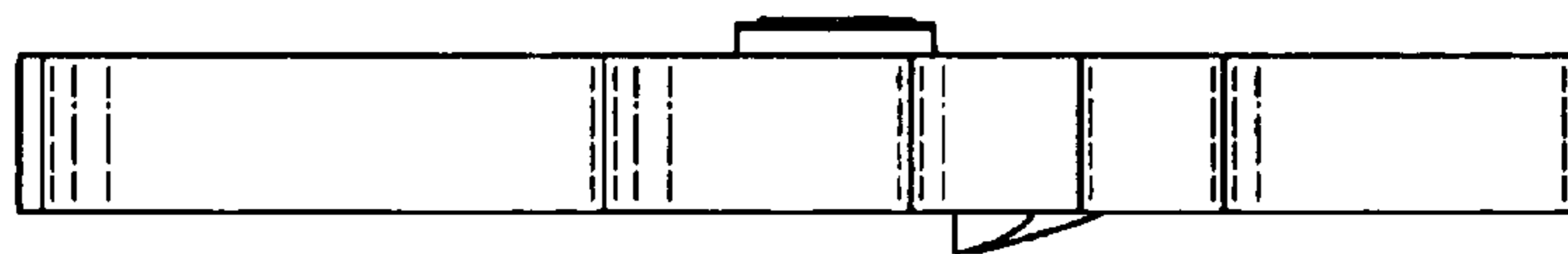


FIG. 6

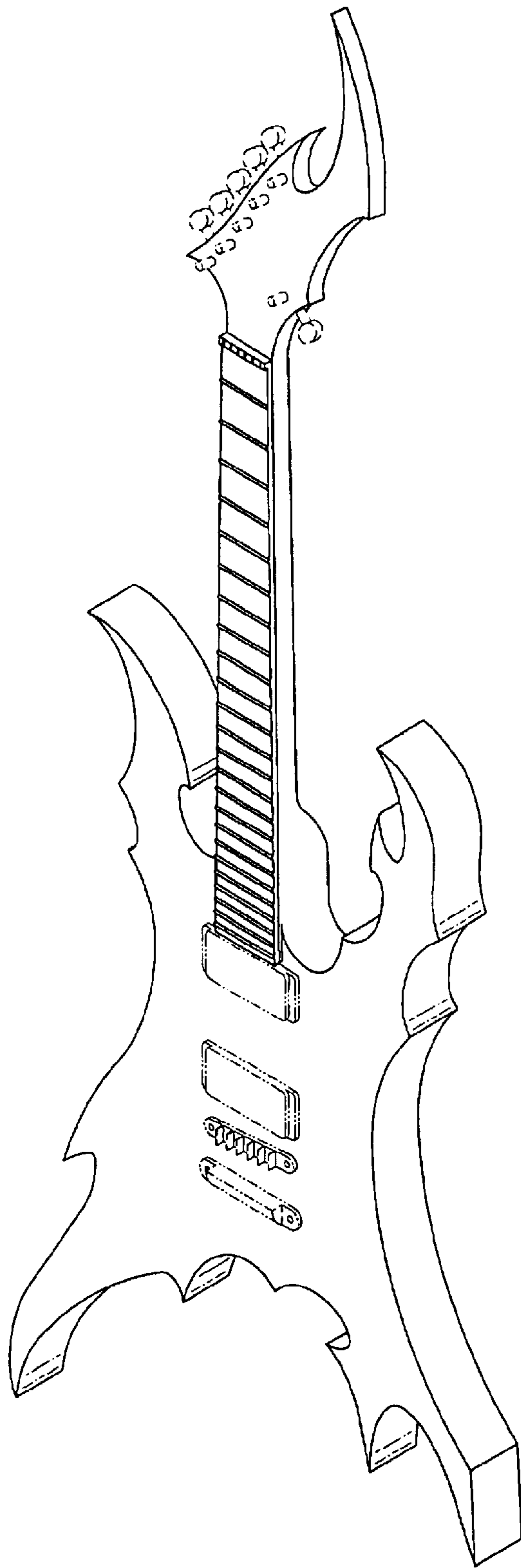


FIG. 7