

US00D496374S1

(12) **United States Design Patent**  
**Zimmerman**

(10) **Patent No.: US D496,374 S**  
(45) **Date of Patent: \*\* Sep. 21, 2004**

(54) **CONTAINER**

D292,802 S \* 11/1987 Fails ..... D15/90  
D318,281 S 7/1991 McKinlay ..... D15/90

(75) Inventor: **Larry Gene Zimmerman**, Hollis, NH  
(US)

**OTHER PUBLICATIONS**

(73) Assignee: **Sterilite Corporation**, Townsend, MA  
(US)

Curver/Rubbermaid, 1999.  
Rubbermaid, 2000, Stack/Nest Ice Cube Trays.

(\*\*) Term: **14 Years**

\* cited by examiner

(21) Appl. No.: **29/187,099**

*Primary Examiner*—Mitchell Siegel  
(74) *Attorney, Agent, or Firm*—Wilmer Cutler Pickering  
Hale and Dorr LLP

(22) Filed: **Jul. 28, 2003**

(51) **LOC (7) Cl.** ..... **15-07**

(52) **U.S. Cl.** ..... **D15/90**

(58) **Field of Search** ..... D15/90; 249/118–121,  
249/127–132, 203, 70–72; 62/457, 459

(57) **CLAIM**

I claim the ornamental design of a container, as shown and described.

(56) **References Cited**

**DESCRIPTION**

**U.S. PATENT DOCUMENTS**

D200,558 S \* 3/1965 Davis ..... D15/90  
D202,529 S \* 10/1965 Rosebrook ..... D15/90  
D202,838 S \* 11/1965 Brand ..... D15/90  
D244,131 S \* 4/1977 Lalonde ..... D15/90  
D244,275 S \* 5/1977 Gurbin ..... D15/90  
D245,008 S \* 7/1977 LaLonde ..... D15/90  
4,222,547 A \* 9/1980 Lalonde ..... 249/120

FIG. 1 is a perspective view of the container of this invention;

FIG. 2 is a bottom view thereof;

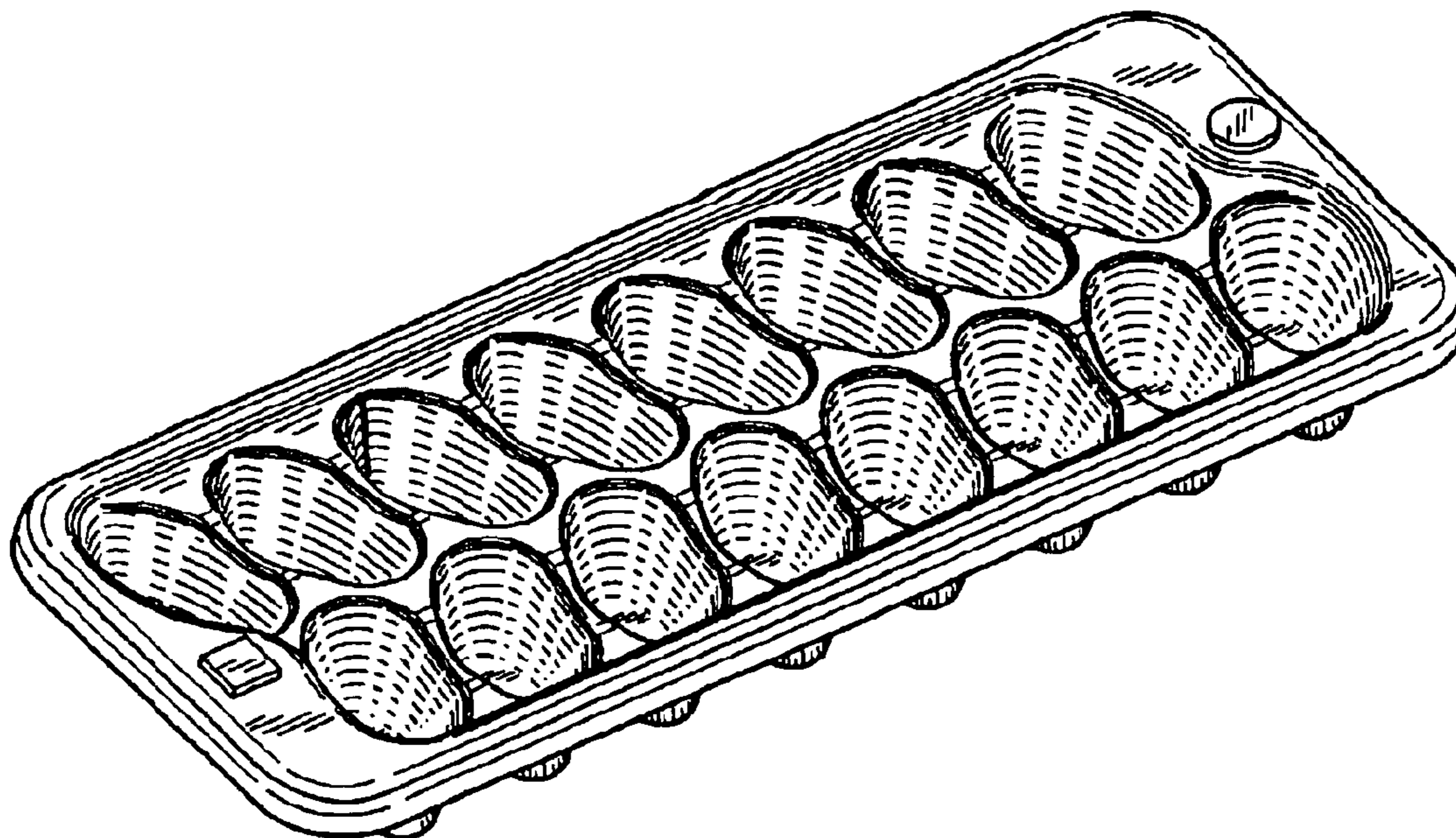
FIG. 3 is a side view thereof;

FIG. 4 is a top view thereof; and

FIG. 5 is an end view thereof; and,

FIG. 6 is an opposite end view thereof.

**1 Claim, 1 Drawing Sheet**



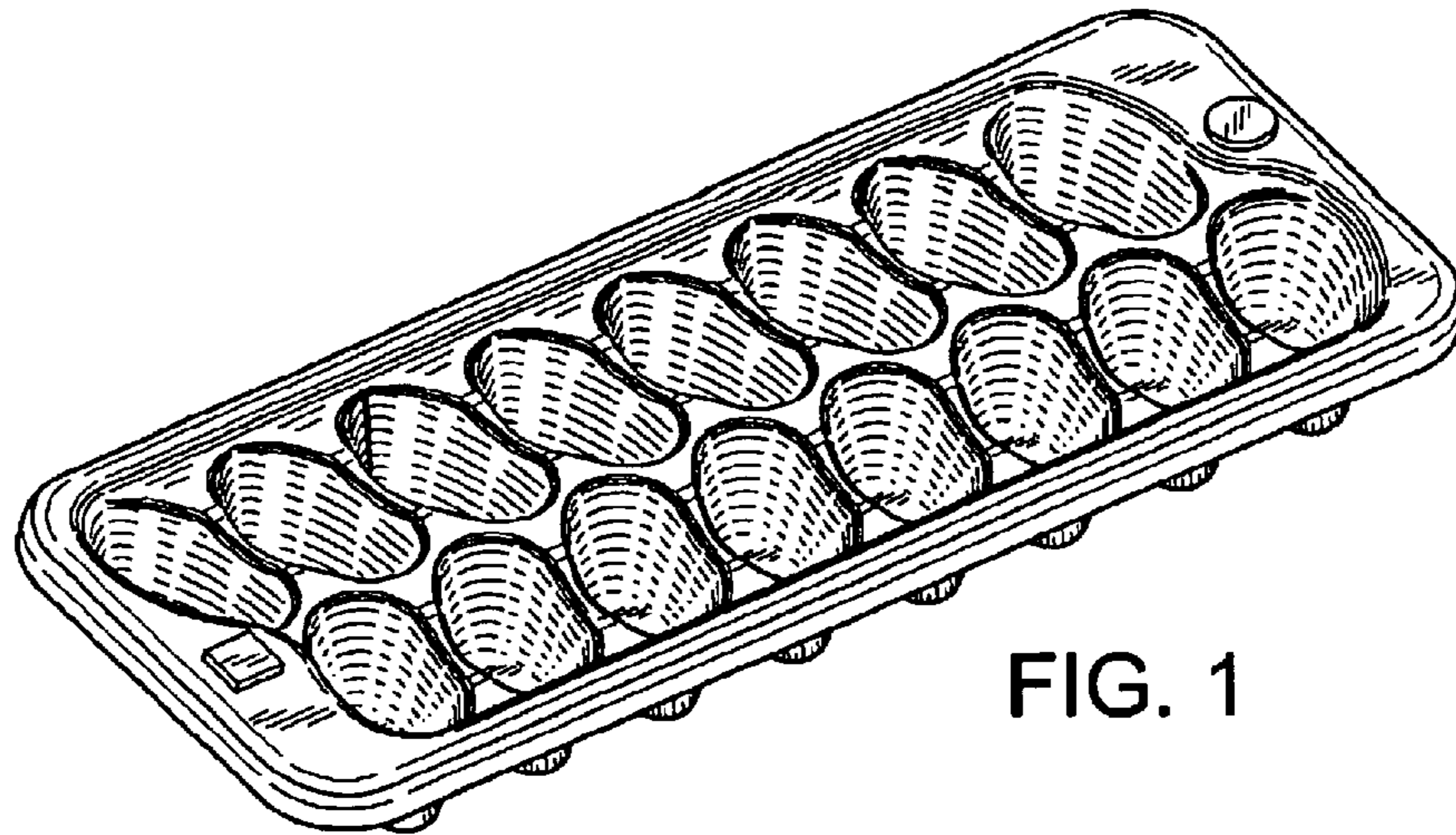


FIG. 1




FIG. 2

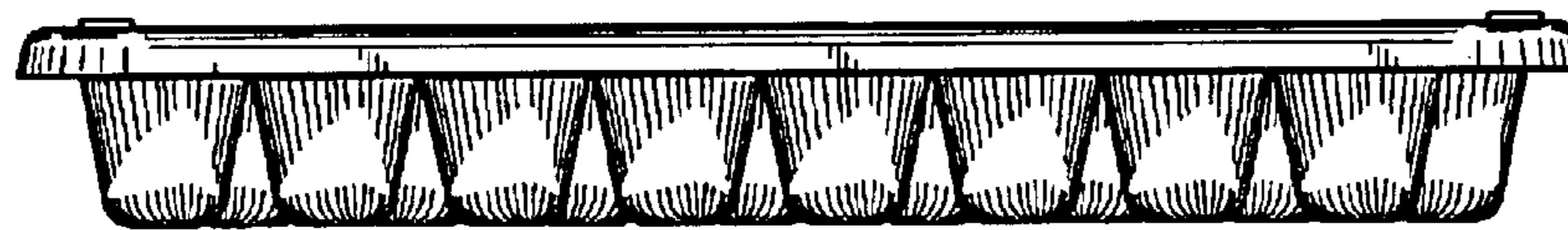


FIG. 3

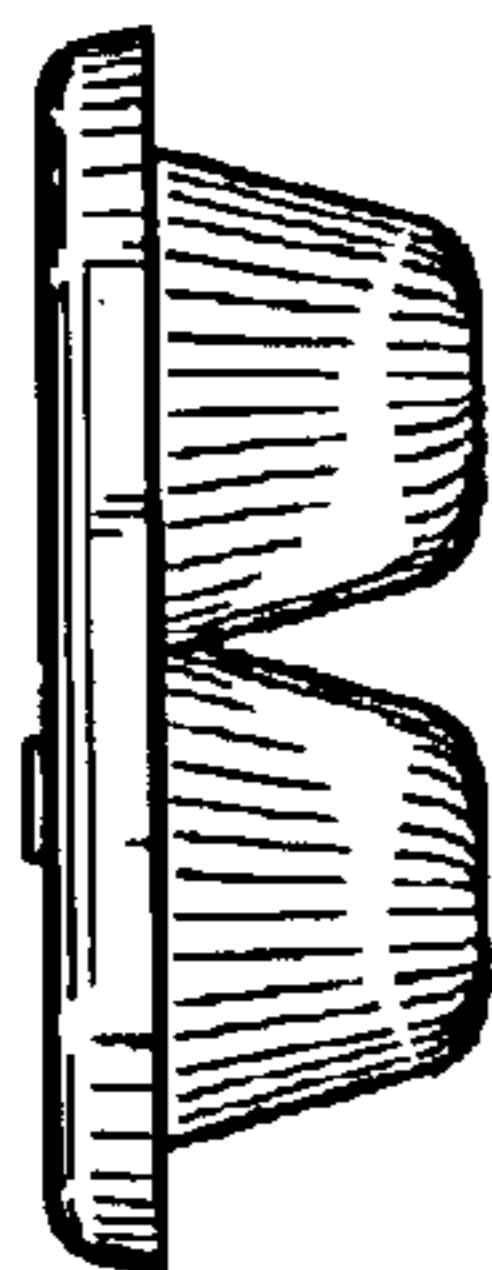


FIG. 6




FIG. 4

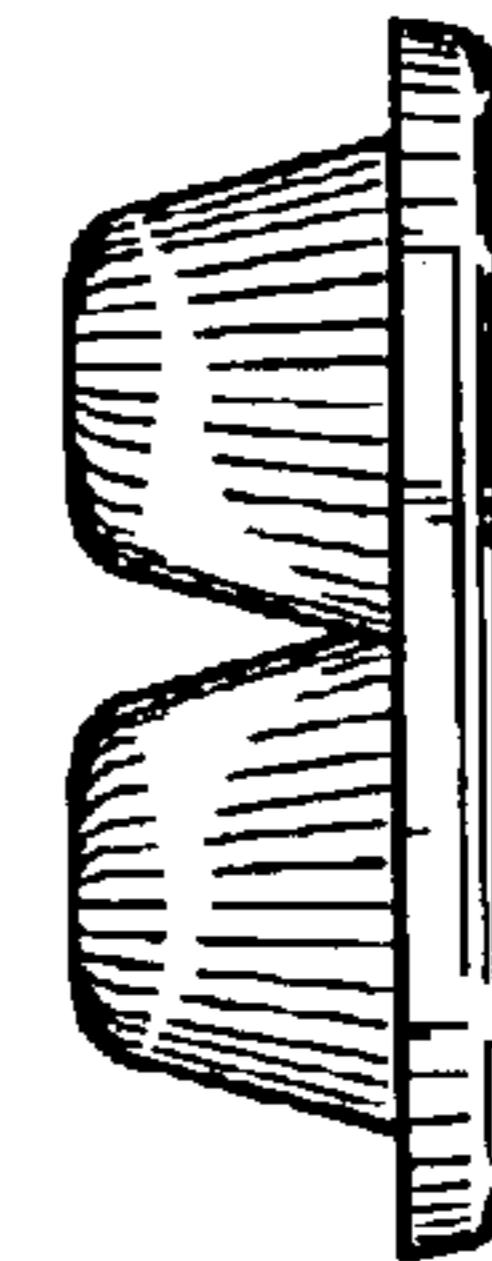


FIG. 5