

US00D496371S1

(12) **United States Design Patent**  
**Peter et al.**

(10) **Patent No.: US D496,371 S**  
(45) **Date of Patent: \*\* Sep. 21, 2004**

(54) **COMPUTER ICON FOR GENERAL STATUS AND FUNCTIONS OF A MICROSCOPE SYSTEM ON A PORTION OF A DISPLAY PANEL OR MICROSCOPE DISPLAY**

D393,840 S \* 4/1998 Sakazume ..... D14/489  
D419,146 S \* 1/2000 Hwang et al. .... D14/491  
D462,696 S \* 9/2002 Sturm ..... D14/489  
D487,467 S \* 3/2004 Hsu ..... D14/489

(75) Inventors: **Katja Peter**, Wetzlar (DE); **Frank Toennissen**, Bottrop (DE); **Christian Knoll**, Stuttgart (DE); **Dietmar Kempf**, Schoenaich (DE); **Hendrik Kuijs**, Rosenfeld (DE)

\* cited by examiner

*Primary Examiner*—M. H. Tung  
(74) *Attorney, Agent, or Firm*—Simpson & Simpson, PLLC

(73) Assignees: **Leica Microsystems Wetzlar GmbH** (DE); **Fraunhofer Gesellschaft fur Foerderung der angewandten Forschung e.V.** (DE)

(57) **CLAIM**

The ornamental design for a computer icon for general status and functions of a microscope system on a portion of a display panel or microscope display, as shown and described.

(\*\*) Term: **14 Years**

**DESCRIPTION**

(21) Appl. No.: **29/186,068**

FIG. 1 is a front view of a microscope display with an computer icon for general status and functions of a microscope system on a portion of a display panel or microscope display showing our new design; and,

(22) Filed: **Jul. 9, 2003**

(51) **LOC (7) Cl.** ..... **14-02**

(52) **U.S. Cl.** ..... **D14/489**

(58) **Field of Search** ..... D14/24-33; D18/24-33;  
D19/6; D20/11; D21/324-33; 345/700-26,  
764-866

FIG. 2 is a front view of a second embodiment thereof.

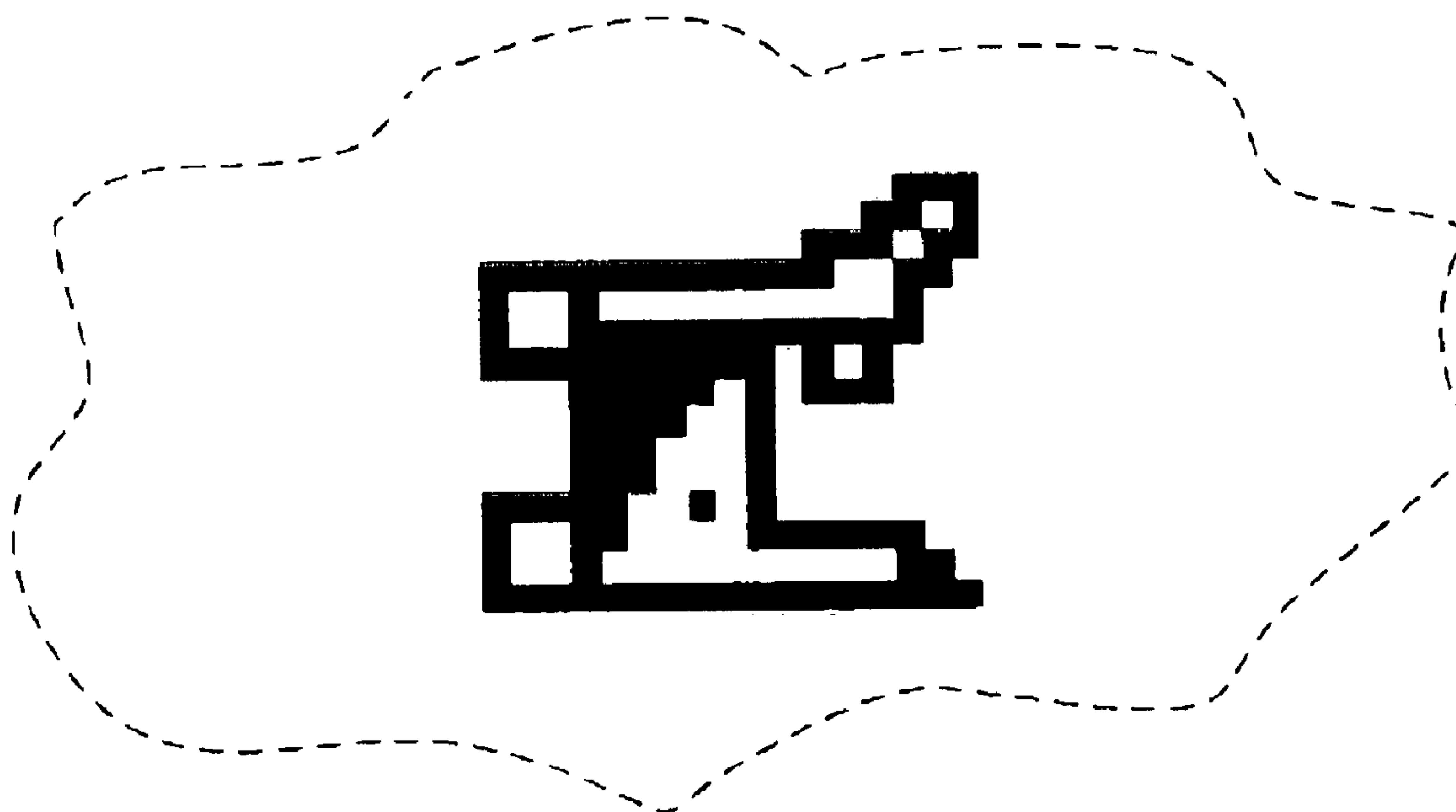
The broken line drawing of a portion of a display panel or microscope display is for illustrative purposes only and forms no part of the claimed design.

(56) **References Cited**

**U.S. PATENT DOCUMENTS**

D391,245 S \* 2/1998 Sakazume ..... D14/489

**1 Claim, 1 Drawing Sheet**



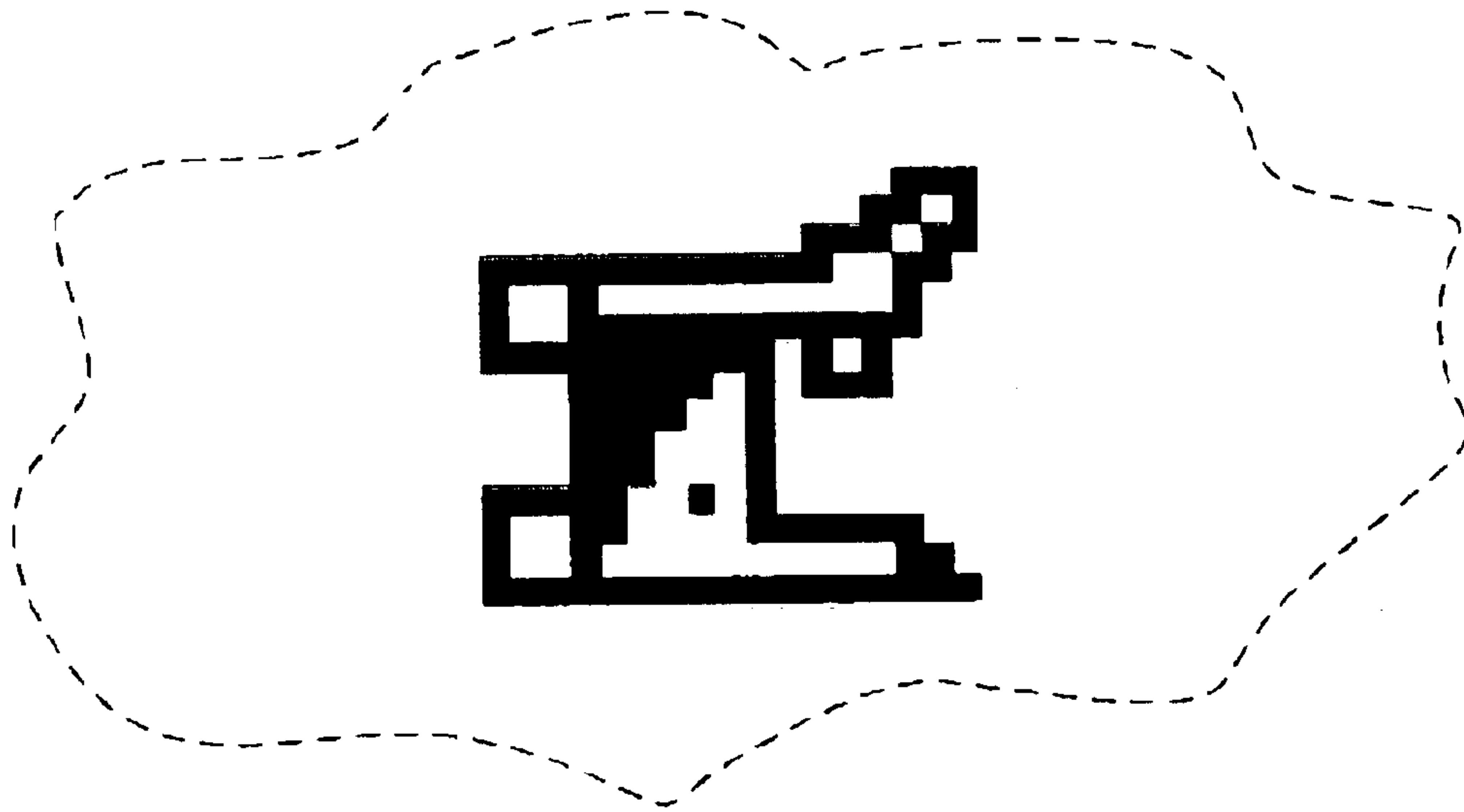


Fig. 1




Fig. 2

UNITED STATES PATENT AND TRADEMARK OFFICE  
**CERTIFICATE OF CORRECTION**

PATENT NO. : Des. 496,371 S  
APPLICATION NO. : 29/186068  
DATED : September 21, 2004  
INVENTOR(S) : Katja Peter et al.

Page 1 of 1

It is certified that error appears in the above-identified patent and that said Letters Patent is hereby corrected as shown below:

Title Page:

Item (54) Title, delete - "COMPUTER ICON FOR GENERAL STATUS AND FUNCTIONS OF A MICROSCOPE SYSTEM ON A PORTION OF A DISPLAY PANEL OR MICROSCOPE DISPLAY"

Add - -- IDEOGRAM FOR GENERAL STATUS AND FUNCTIONS OF A MICROSCOPE SYSTEM ON A PORTION OF A DISPLAY PANEL OR MICROSCOPE DISPLAY --

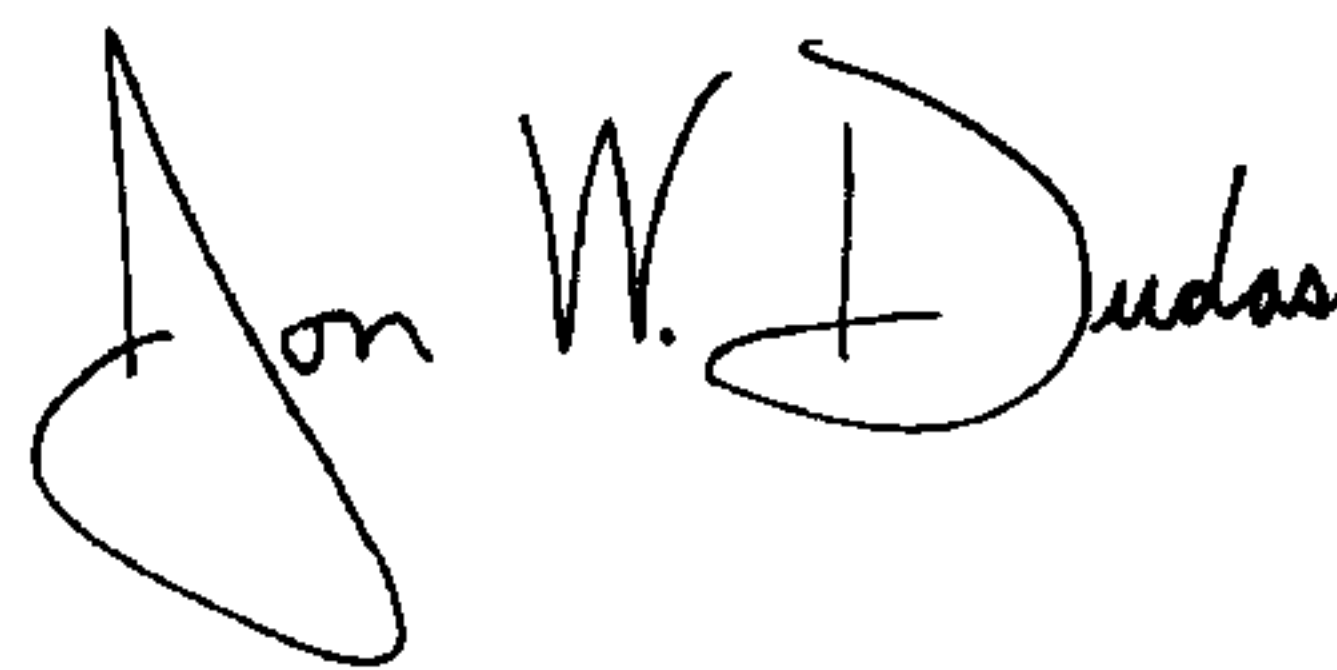
Title Page:

Item (57) Claim, delete -- "The ornamental design for a computer icon for general status and functions of a microscope system on a portion of a display panel or microscope display, as shown and described.

Add -- The ornamental design for an ideogram for general status and functions of a microscope system on a portion of a display panel or microscope display, as shown and described. --

Signed and Sealed this

Twenty-ninth Day of April, 2008



JON W. DUDAS

*Director of the United States Patent and Trademark Office*