

US00D496350S1

(12) **United States Design Patent**  
**Allen**

(10) **Patent No.:** **US D496,350 S**  
(45) **Date of Patent:** **\*\* Sep. 21, 2004**

(54) **LOUDSPEAKER**

(75) **Inventor:** **Graham David Allen**, Alderley Edge  
(GB)

(73) **Assignee:** **KH Technology Corporation**,  
Georgetown (KY)

(\*\*) **Term:** **14 Years**

(21) **Appl. No.:** **29/199,322**

(22) **Filed:** **Feb. 12, 2004**

(30) **Foreign Application Priority Data**

Sep. 10, 2003 (GB) ..... 3014349

(51) **LOC (7) Cl.** ..... **14-01**

(52) **U.S. Cl.** ..... **D14/211; D14/216**

(58) **Field of Search** ..... D14/204, 207,  
D14/209-216, 356; 181/143-144, 147-148,  
150, 157, 198-199, 151, 153; 381/300-302,  
306, 333, 345, 361-364, 386-388, 332,  
336

(56) **References Cited**

**U.S. PATENT DOCUMENTS**

4,580,654 A \* 4/1986 Hale ..... 181/153  
D305,893 S \* 2/1990 Maloney ..... D14/215

D360,635 S \* 7/1995 Mark ..... D14/212  
D471,891 S \* 3/2003 Oikawa ..... D14/211  
D476,309 S \* 6/2003 Narita ..... D14/211

\* cited by examiner

*Primary Examiner*—Nanda Bondade  
(74) *Attorney, Agent, or Firm*—Kenneth L. Sherman;  
Myers Dawes Andras & Sherman, LLP


(57) **CLAIM**

I claim the ornamental design for a loudspeaker, substan-  
tially as shown and described.

**DESCRIPTION**

FIG. 1 is a front view of the loudspeaker of the preferred  
embodiment of the present invention; and  
FIG. 2 is a rear view of the loudspeaker of the preferred  
embodiment of the present invention;  
FIG. 3 is side view of the loudspeaker of the preferred  
embodiment of the present invention;  
FIG. 4 is a front perspective view of the loudspeaker of the  
preferred embodiment of the present invention;  
FIG. 5 is a top view of the loudspeaker of the preferred  
embodiment of the present invention; and,  
FIG. 6 is a bottom view of the loudspeaker of the preferred  
embodiment of the present invention.

**1 Claim, 2 Drawing Sheets**



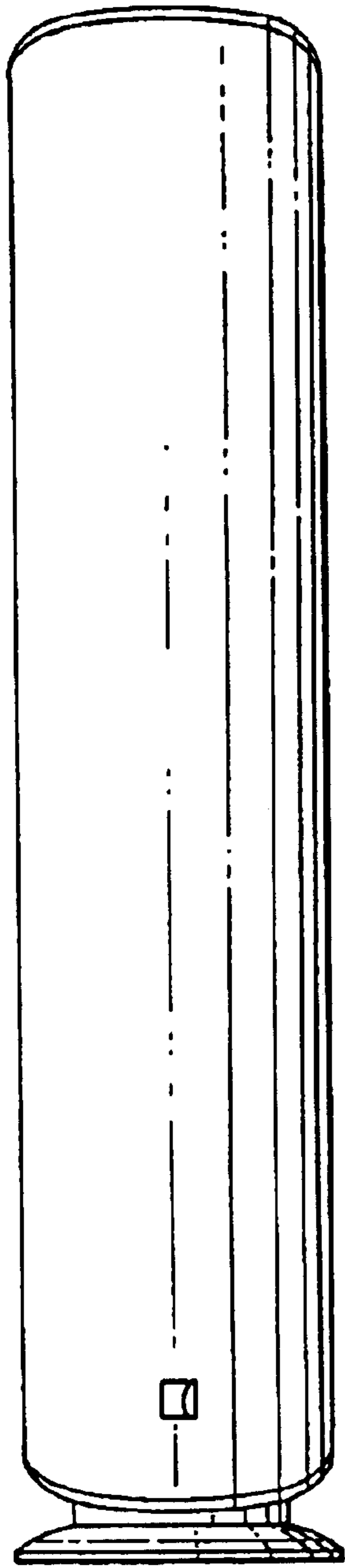


FIG. 1

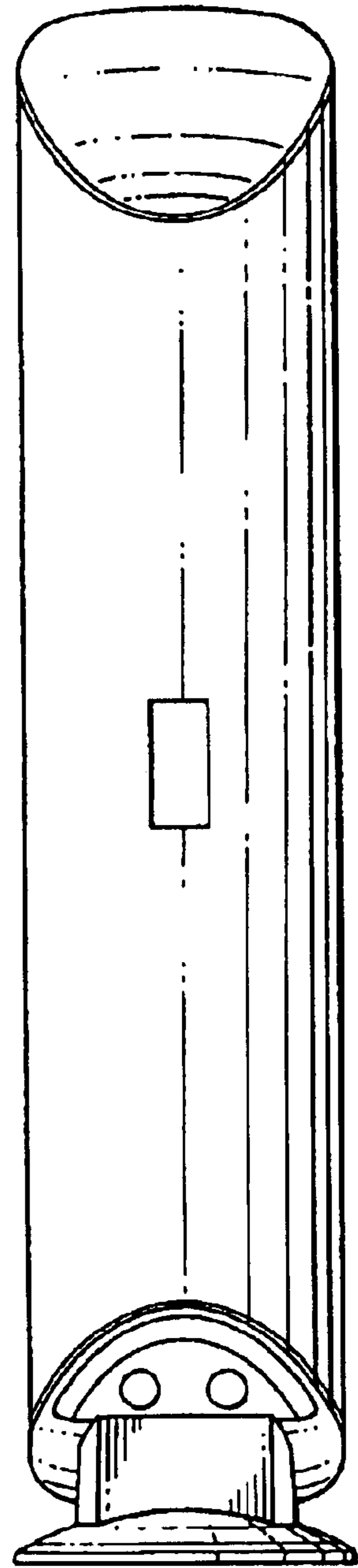


FIG. 2

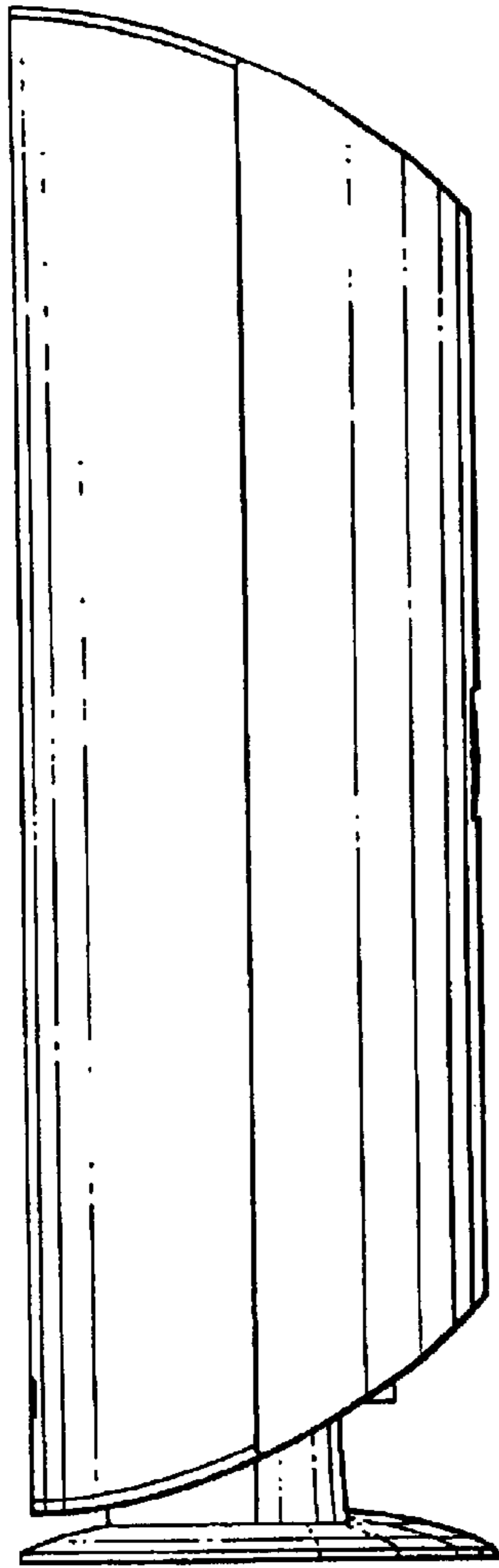


FIG. 3




FIG. 4

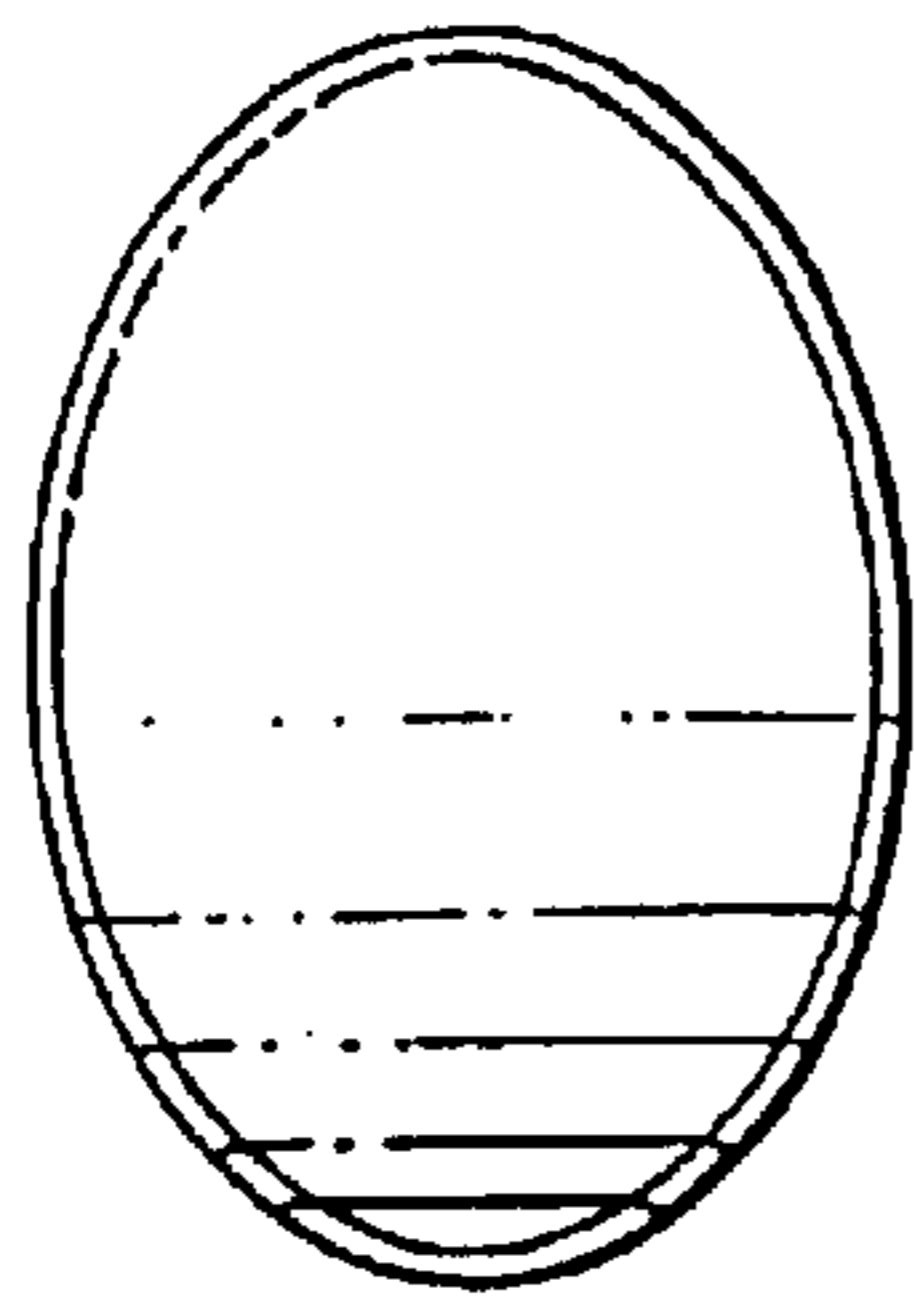


FIG. 5

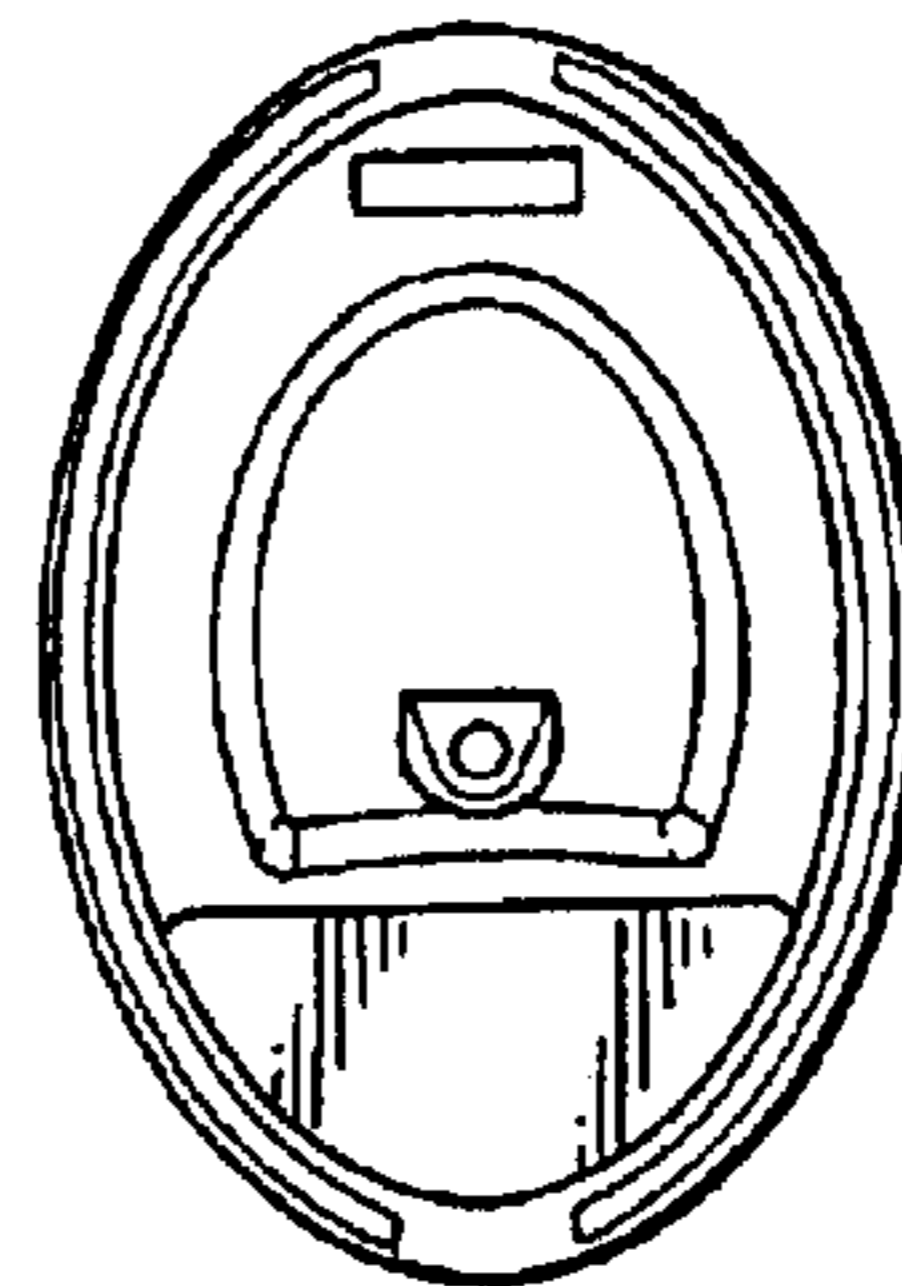


FIG. 6