

US00D496349S1

(12) **United States Design Patent**
Allen

(10) **Patent No.:** **US D496,349 S**
(45) **Date of Patent:** **** Sep. 21, 2004**

(54) **LOUDSPEAKER**

(75) **Inventor:** **Graham David Allen**, Alderley Edge
(GB)

(73) **Assignee:** **KH Technology Corporation**,
Georgetown (VG)

(**) **Term:** **14 Years**

(21) **Appl. No.:** **29/199,306**

(22) **Filed:** **Feb. 12, 2004**

(30) **Foreign Application Priority Data**

Sep. 10, 2003 (GB) 3014351

(51) **LOC (7) Cl.** **14-01**

(52) **U.S. Cl.** **D14/211; D14/216**

(58) **Field of Search** D14/204, 207,
D14/209-216, 356; 181/143-144, 147-148,
150, 157, 198-199, 151-153; 381/300-302,
306, 333, 345, 361-364, 386-388, 332,
336

(56) **References Cited**

U.S. PATENT DOCUMENTS

4,580,654 A * 4/1986 Hale 181/153

D305,893 S * 2/1990 Maloney D14/215
D354,750 S * 1/1995 Lewis D14/216
D434,026 S * 11/2000 Lewis D14/211

* cited by examiner

Primary Examiner—Nanda Bondade

(74) *Attorney, Agent, or Firm*—Kenneth L. Sherman;
Myers Dawes Andras & Sherman, LLP

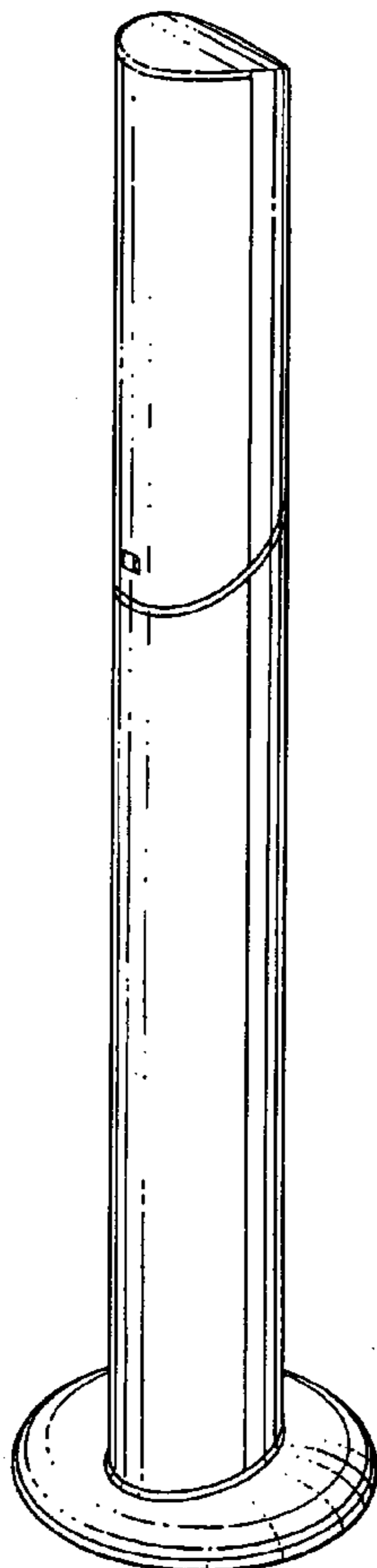
(57) **CLAIM**

I claim the ornamental design for a loudspeaker, substan-
tially as shown and described.

DESCRIPTION

FIG. 1 is a front view of the loudspeaker of the preferred
embodiment of the present invention; and
FIG. 2 is a rear view of the loudspeaker of the preferred
embodiment of the present invention;
FIG. 3 is a side view of the loudspeaker of the preferred
embodiment of the present invention;
FIG. 4 is a front perspective view of the loudspeaker of the
preferred embodiment of the present invention;
FIG. 5 is a top view of the loudspeaker of the preferred
embodiment of the present invention; and,
FIG. 6 is a bottom view of the loudspeaker of the preferred
embodiment of the present invention.

1 Claim, 3 Drawing Sheets



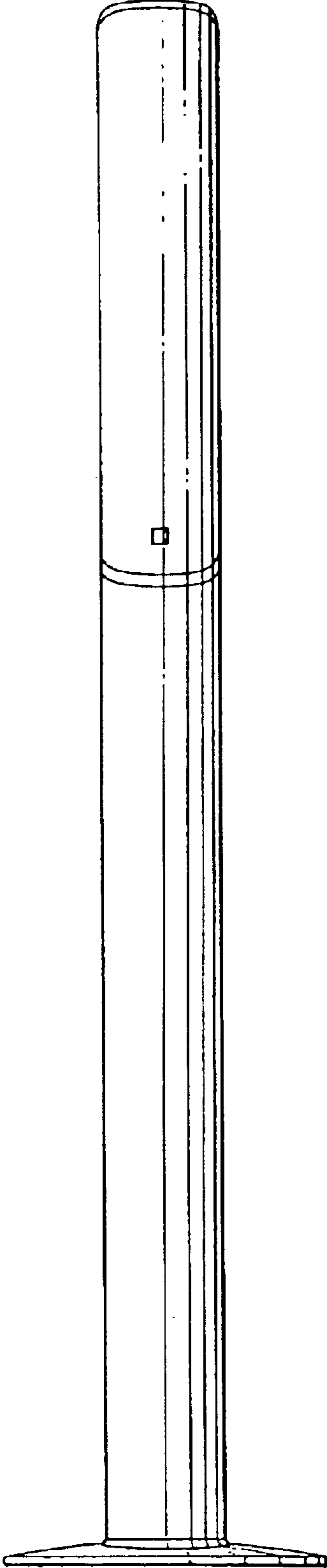


FIG. 1

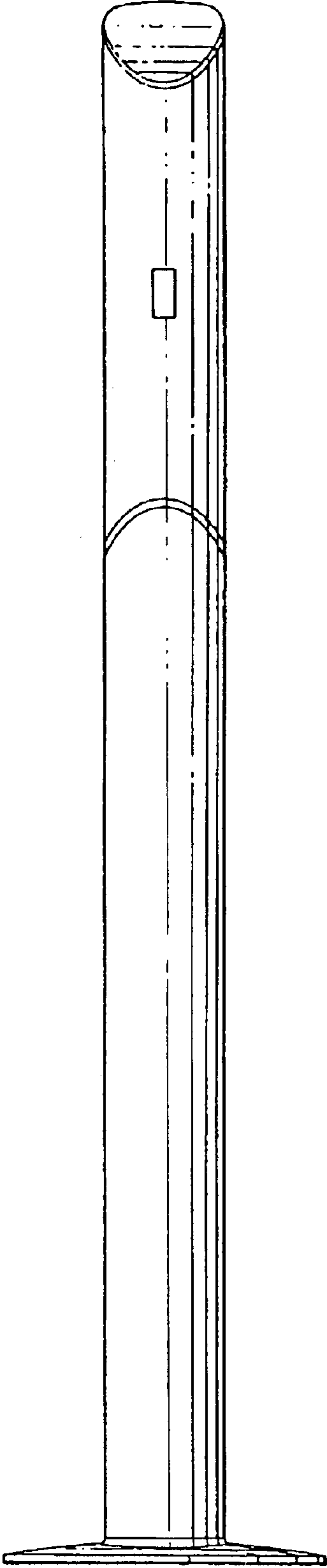


FIG. 2

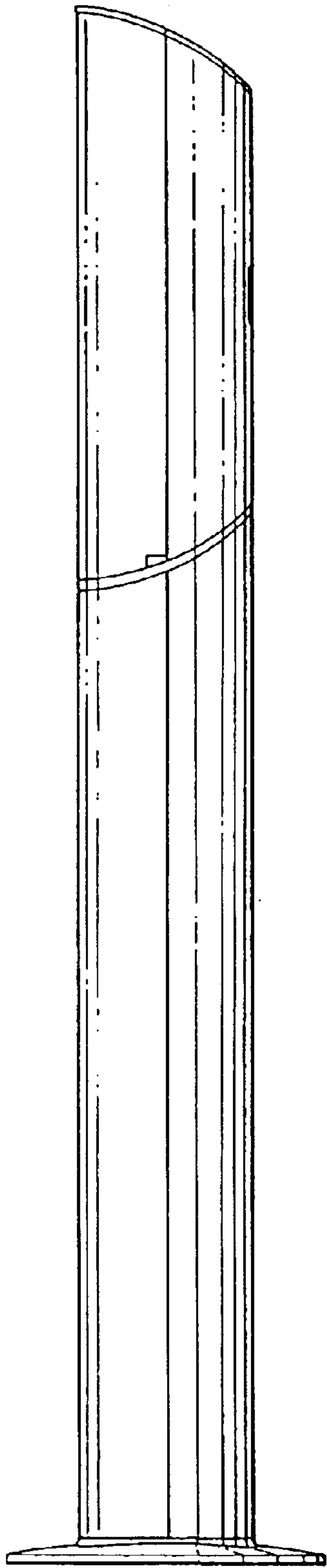


FIG. 3

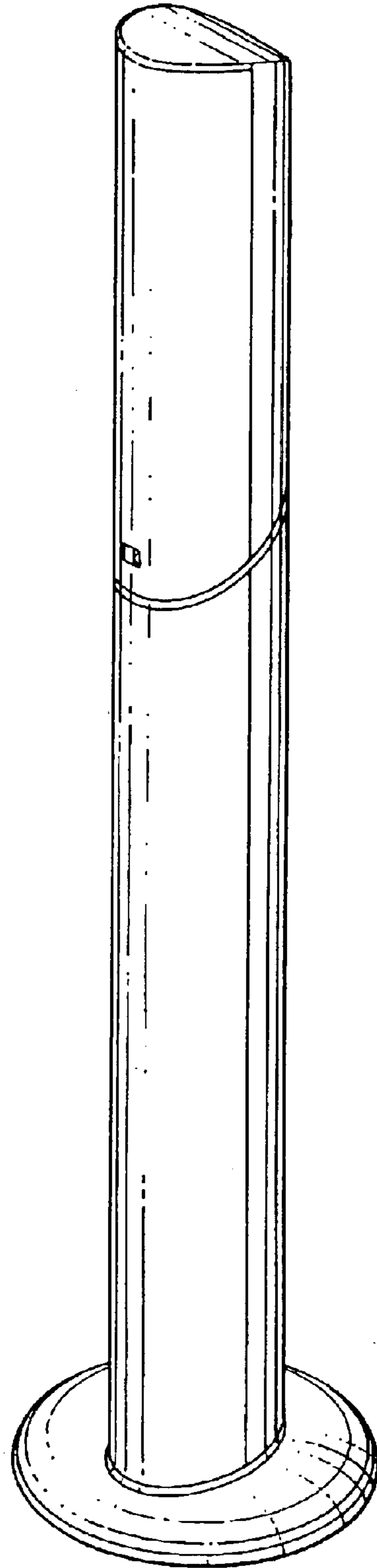


FIG. 4

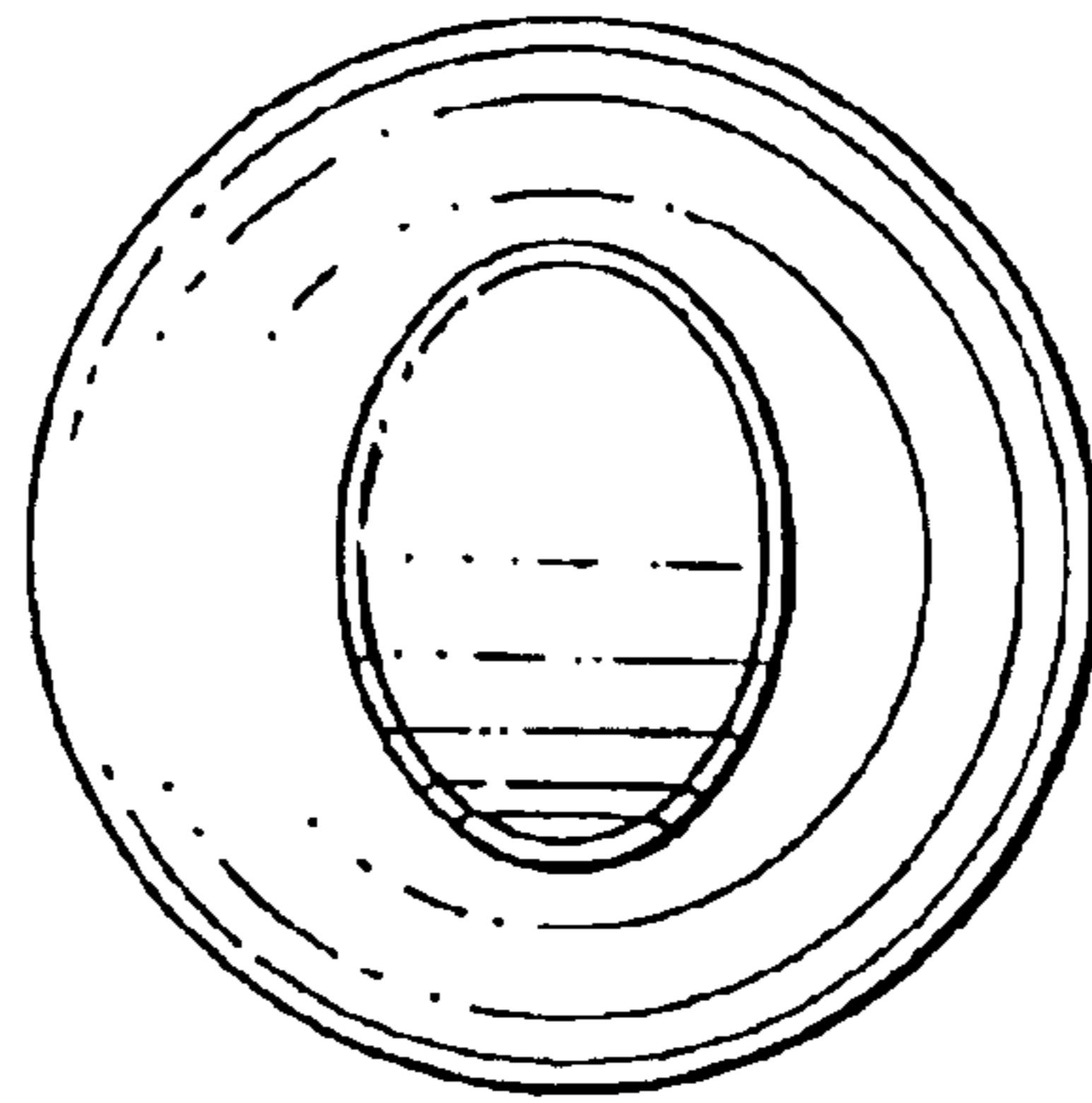


FIG. 5

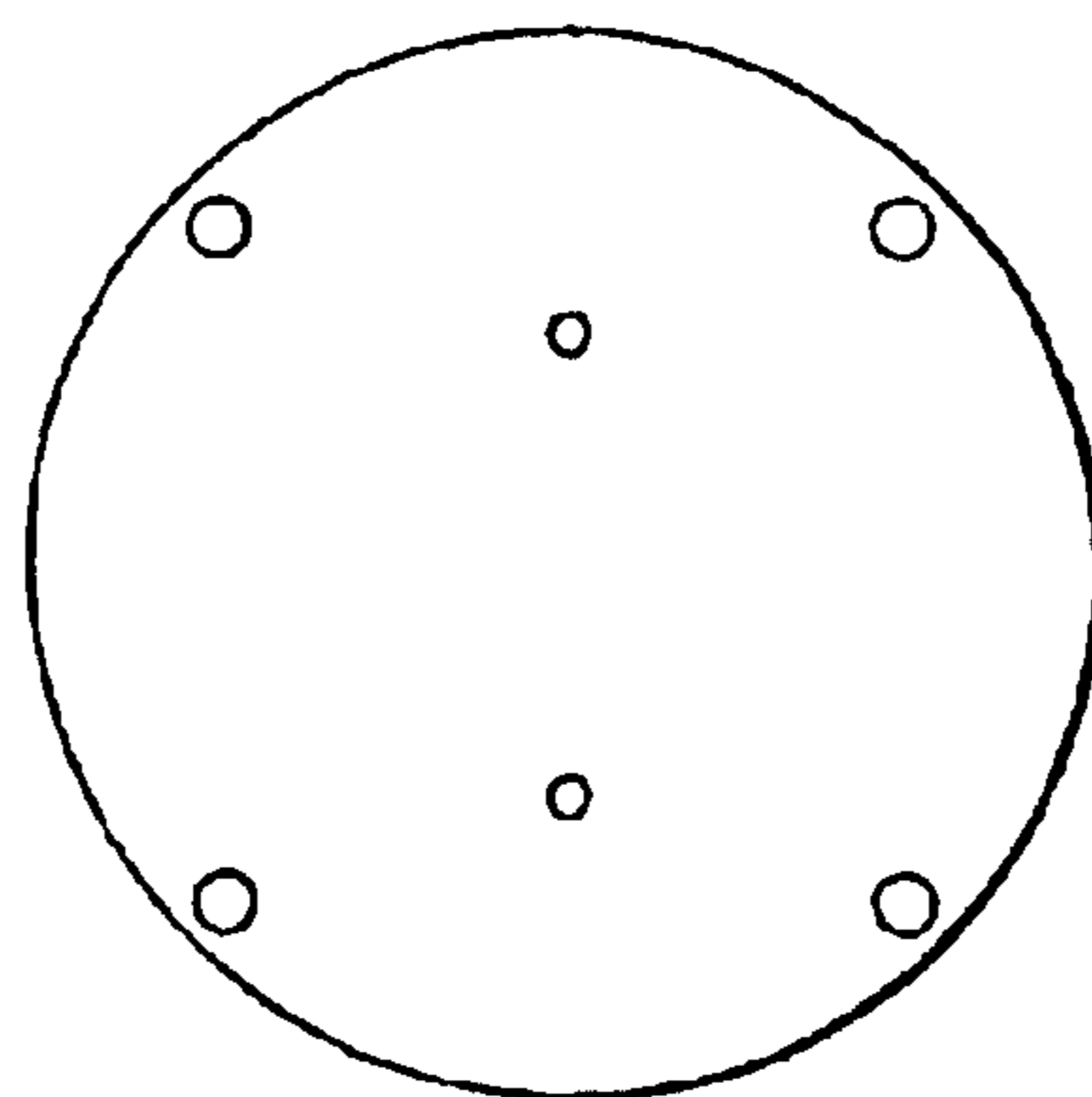


FIG. 6