

US00D496348S1

(12) **United States Design Patent** (10) **Patent No.:** **US D496,348 S**
Juszkiewicz et al. (45) **Date of Patent:** **** Sep. 21, 2004**

(54) **SPEAKER**

(75) Inventors: **Henry E. Juszkiewicz**, Nashville, TN
 (US); **Kris O. Carter**, Washington, DC
 (US); **Timothy M. Nugent**, Venice, CA
 (US)

(73) Assignee: **Gibson Guitar Corp.**, Nashville, TN
 (US)

(**) Term: **14 Years**

(21) Appl. No.: **29/196,926**

(22) Filed: **Jan. 7, 2004**

(51) **LOC (7) Cl.** **14-01**

(52) **U.S. Cl.** **D14/211; D14/216**

(58) **Field of Search** D14/204, 207,
 D14/209-216, 356; 181/143-144, 147-148,
 150, 157, 198-199, 151, 153; 381/300-302,
 306, 333, 345, 361-364, 386-388, 332,
 336

(56) **References Cited**

U.S. PATENT DOCUMENTS

4,580,654 A * 4/1986 Hale 181/153
 D305,893 S * 2/1990 Maloney D14/215

D354,750 S * 1/1995 Lewis D14/216
 D414,185 S * 9/1999 Curina D14/211
 D434,026 S * 11/2000 Lewis D14/211
 6,186,269 B1 * 2/2001 Vollmer et al. 181/144
 D457,875 S 5/2002 Joe D14/211
 D475,991 S 6/2003 Hisatsune D14/211

* cited by examiner

Primary Examiner—Nanda Bondade

(74) *Attorney, Agent, or Firm*—Waddey & Patterson;
Lucian Wayne Beavers

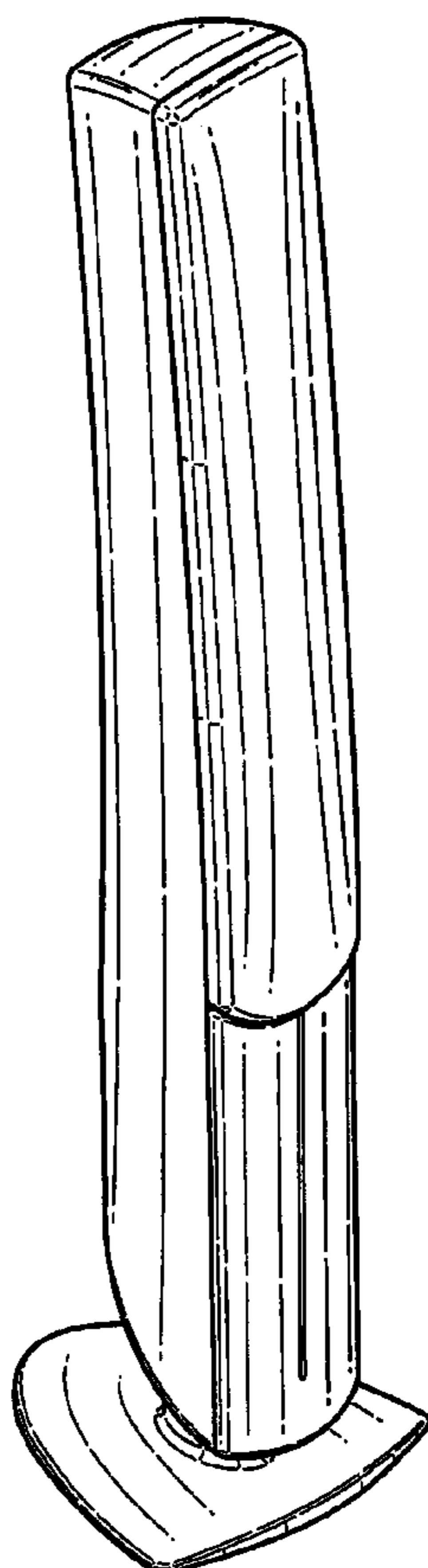
(57) **CLAIM**

What is claimed is the ornamental design for a speaker, as shown and described.

DESCRIPTION

FIG. 1 is a front perspective view of a speaker showing our new design;
 FIG. 2 is a front elevational view thereof;
 FIG. 3 is a right side elevational view thereof, the left side being a mirror image;
 FIG. 4 is a rear elevational view thereof;
 FIG. 5 is a top plan view thereof; and,
 FIG. 6 is a bottom plan view thereof.

1 Claim, 2 Drawing Sheets



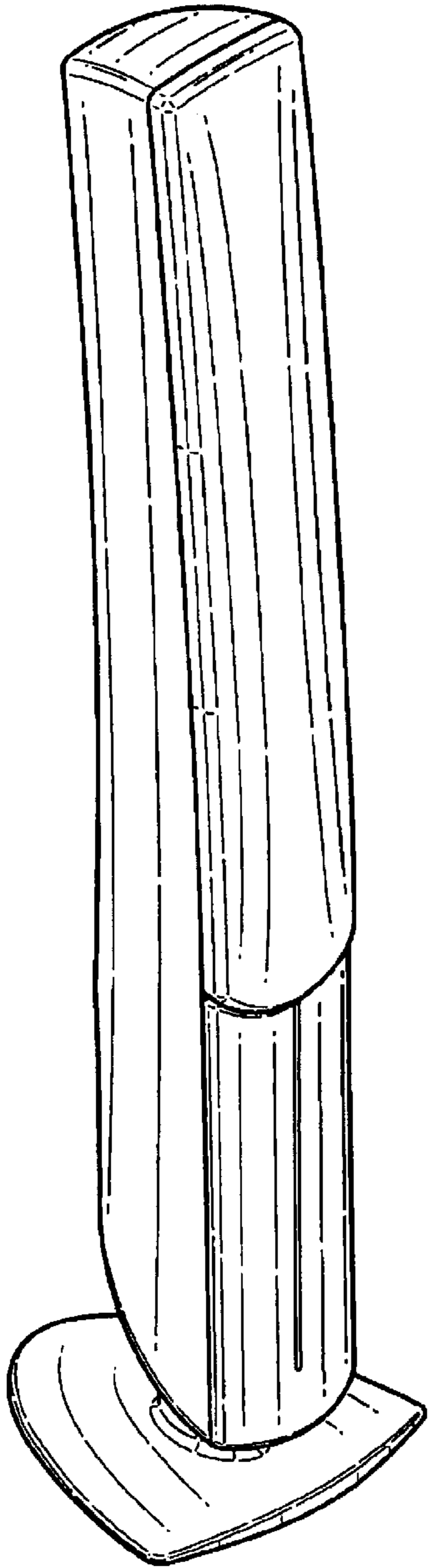


FIG. 1

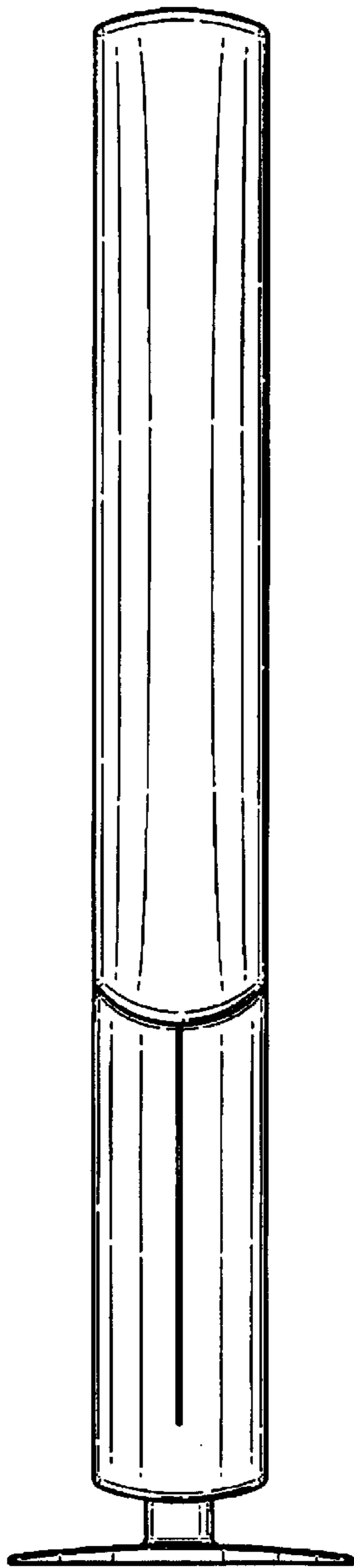


FIG. 2

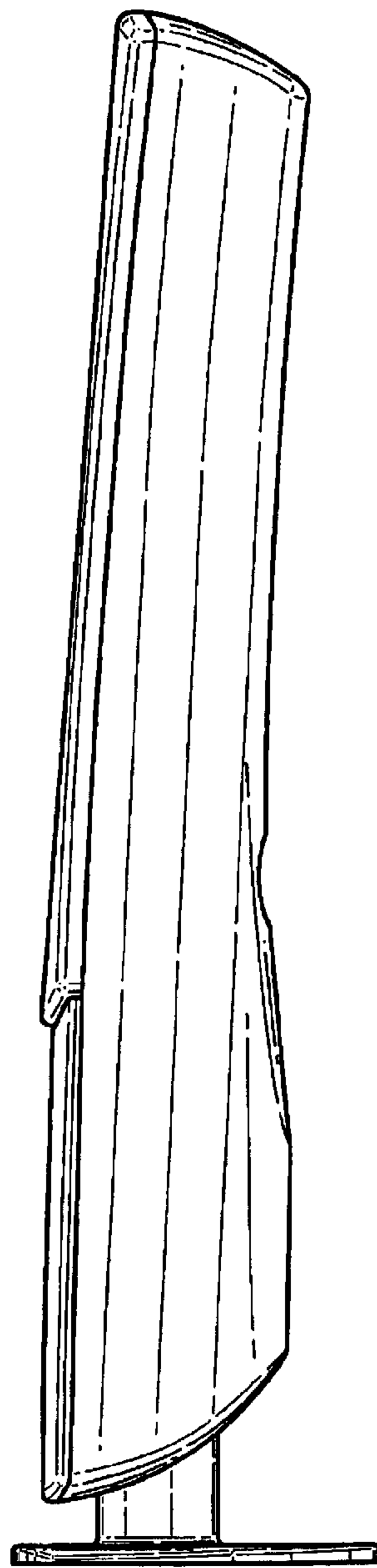


FIG. 3

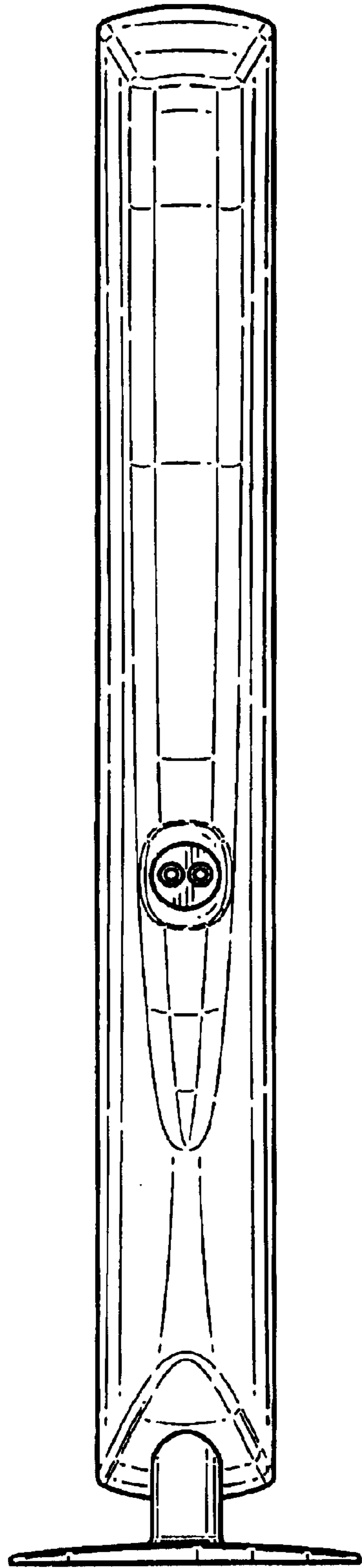


FIG. 4

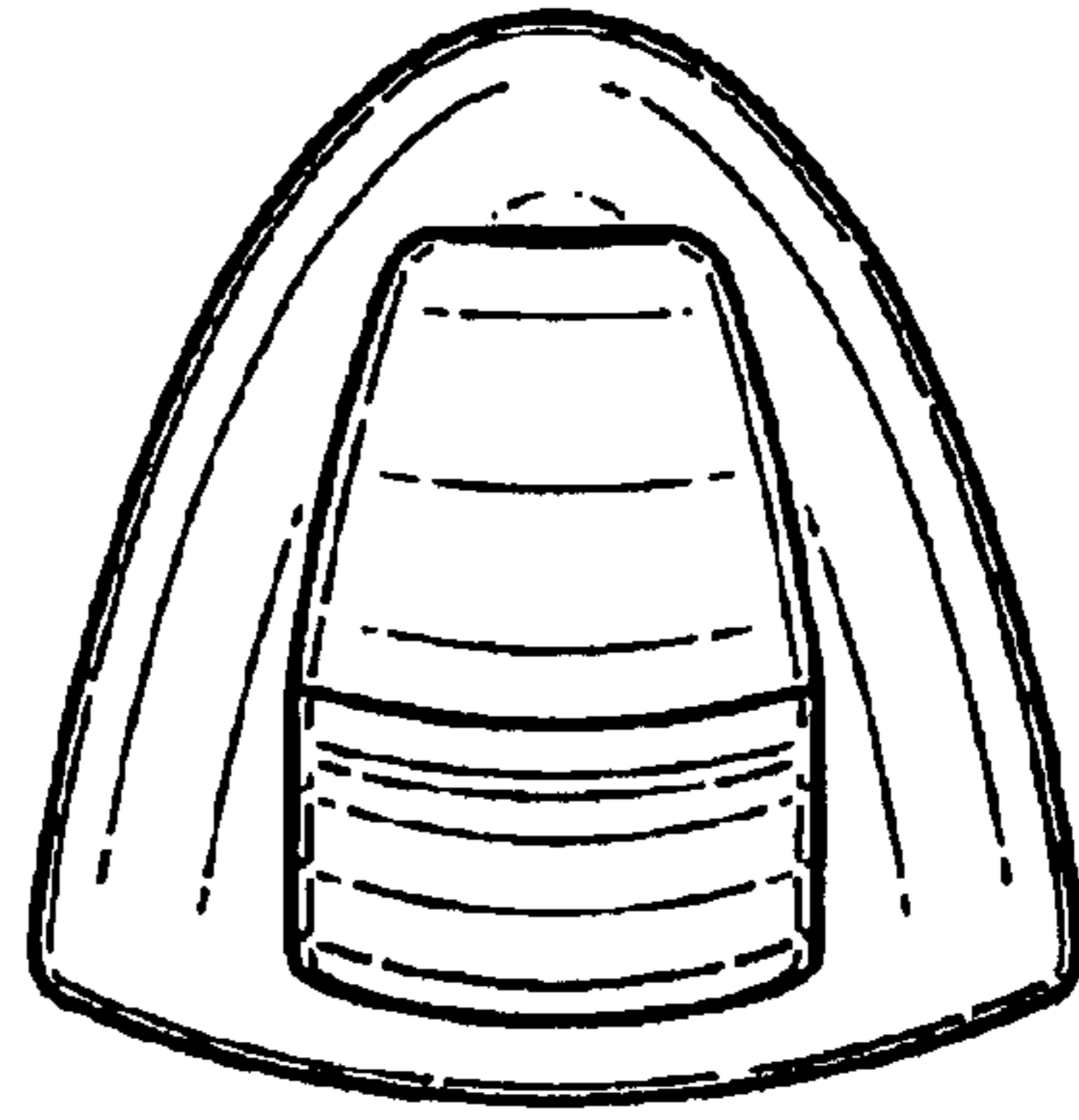


FIG. 5

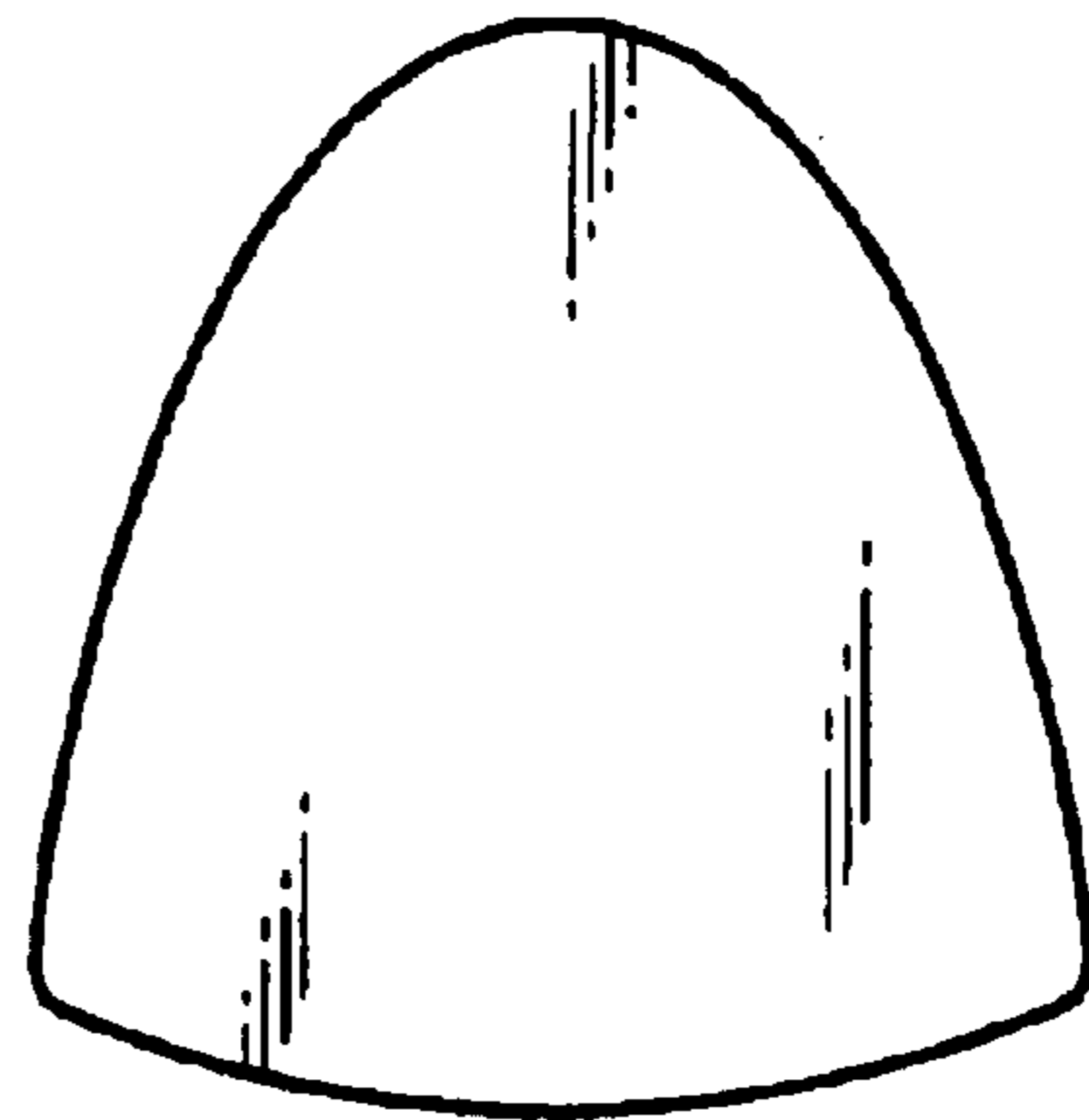


FIG. 6