

US00D496337S1

(12) **United States Design Patent**  
**Kaizu et al.**

(10) **Patent No.:** **US D496,337 S**  
(45) **Date of Patent:** **\*\* Sep. 21, 2004**

(54) **DIAPHRAGM FOR A SWITCH**

(75) Inventors: **Masahiro Kaizu**, Tokyo (JP); **Koji Hirai**, Tokyo (JP)

(73) Assignee: **Fujikura Ltd.**, Tokyo (JP)

(\*\*) Term: **14 Years**

(21) Appl. No.: **29/190,721**

(22) Filed: **Sep. 26, 2003**

(30) **Foreign Application Priority Data**

Mar. 27, 2003 (JP) ..... 2003-008422

(51) **LOC (7) Cl.** ..... **13-03**

(52) **U.S. Cl.** ..... **D13/173**

(58) **Field of Search** ..... D13/158, 173,  
D13/122; D14/222; D23/249, 260; 92/42;  
200/5 A, 83 B, 83 J, 83 N, 83 P, 83 R,  
83 Y, 517, 520

(56) **References Cited**

**U.S. PATENT DOCUMENTS**

D33,305 S \* 10/1900 Thomas ..... D13/173  
3,673,369 A \* 6/1972 Weaver ..... 200/83 B  
3,688,064 A \* 8/1972 Myers ..... 200/83 N  
3,898,405 A \* 8/1975 Weber ..... 200/83 J  
4,172,412 A \* 10/1979 Sepso ..... 92/42

4,342,894 A \* 8/1982 Scott et al. .... 200/304  
D269,670 S \* 7/1983 Fulmer et al. .... D13/122  
6,346,681 B1 \* 2/2002 Joyce et al. .... 200/83 P

\* cited by examiner

*Primary Examiner*—Stella Reid  
*Assistant Examiner*—Selina Sikder

(74) *Attorney, Agent, or Firm*—Sughrue Mion, PLLC

(57) **CLAIM**

The ornamental design for a diaphragm for a switch, as shown and described.

**DESCRIPTION**

FIG. 1 is a perspective view of the front and bottom of a diaphragm for a switch showing our new design; FIG. 2 is a front elevational view thereof; FIG. 3 is a sectional view thereof taken along the line III—III in FIG. 2; FIG. 4 is a right side elevational view thereof, the left side being a mirror image thereof; FIG. 5 is a rear elevational view thereof; FIG. 6 is a top plan view thereof, the bottom plan view being a mirror image thereof; and, FIG. 7 is a sectional view similar to FIG. 3 showing how the diaphragm is used.

The elements shown in broken lines are for illustrative purposes only and form no part of the claimed design.

**1 Claim, 3 Drawing Sheets**

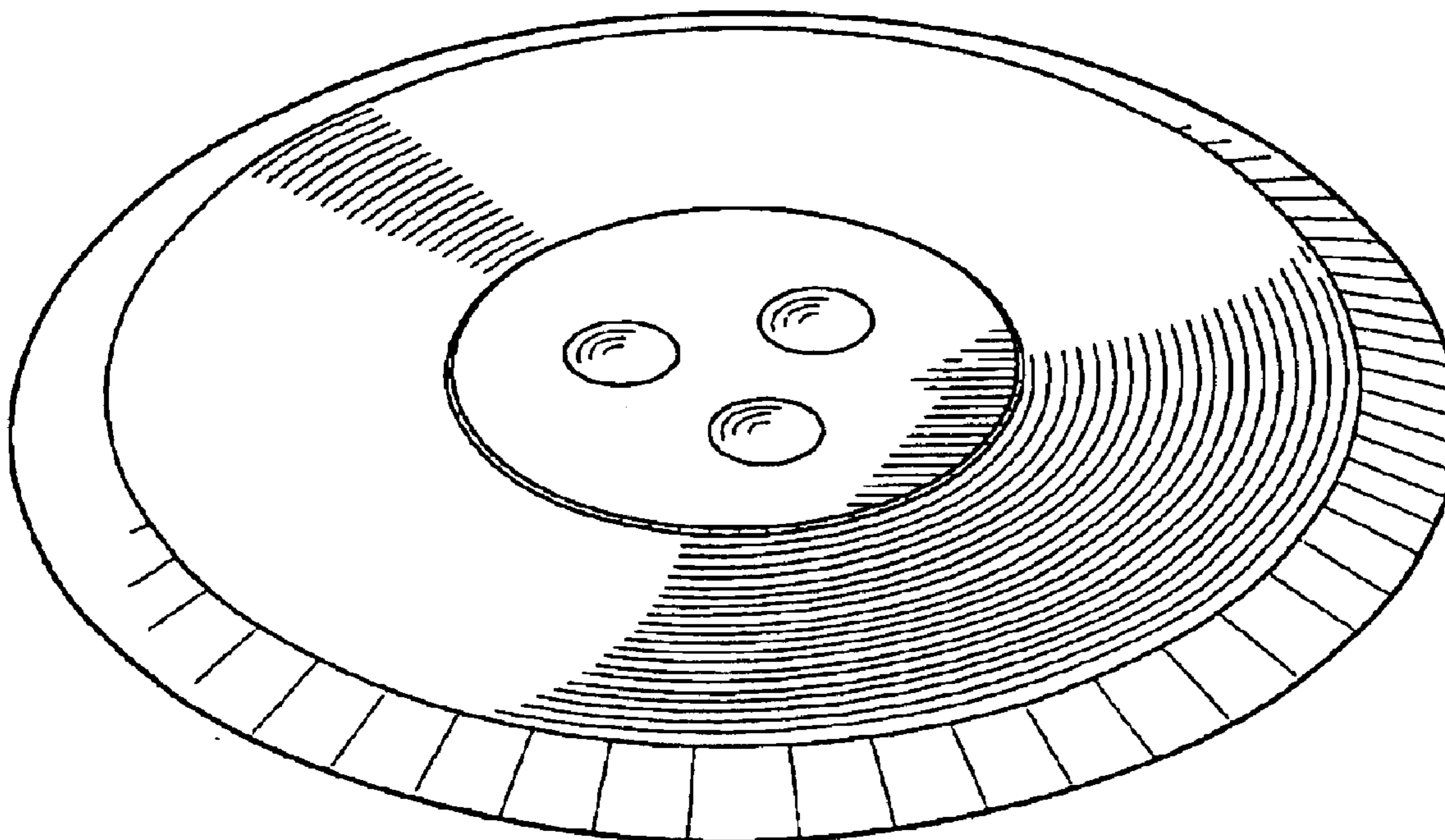


FIG. 1

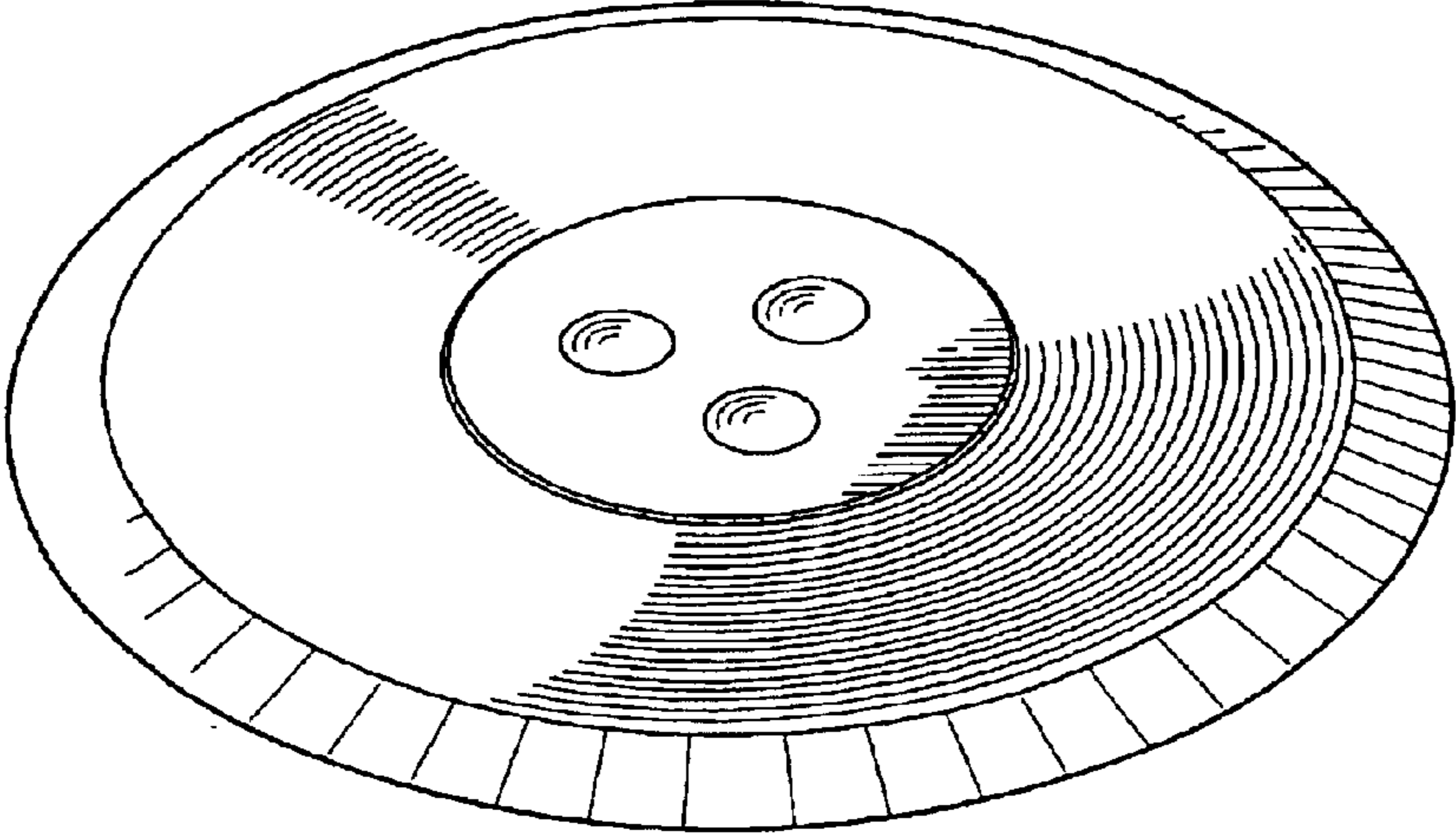


FIG. 2

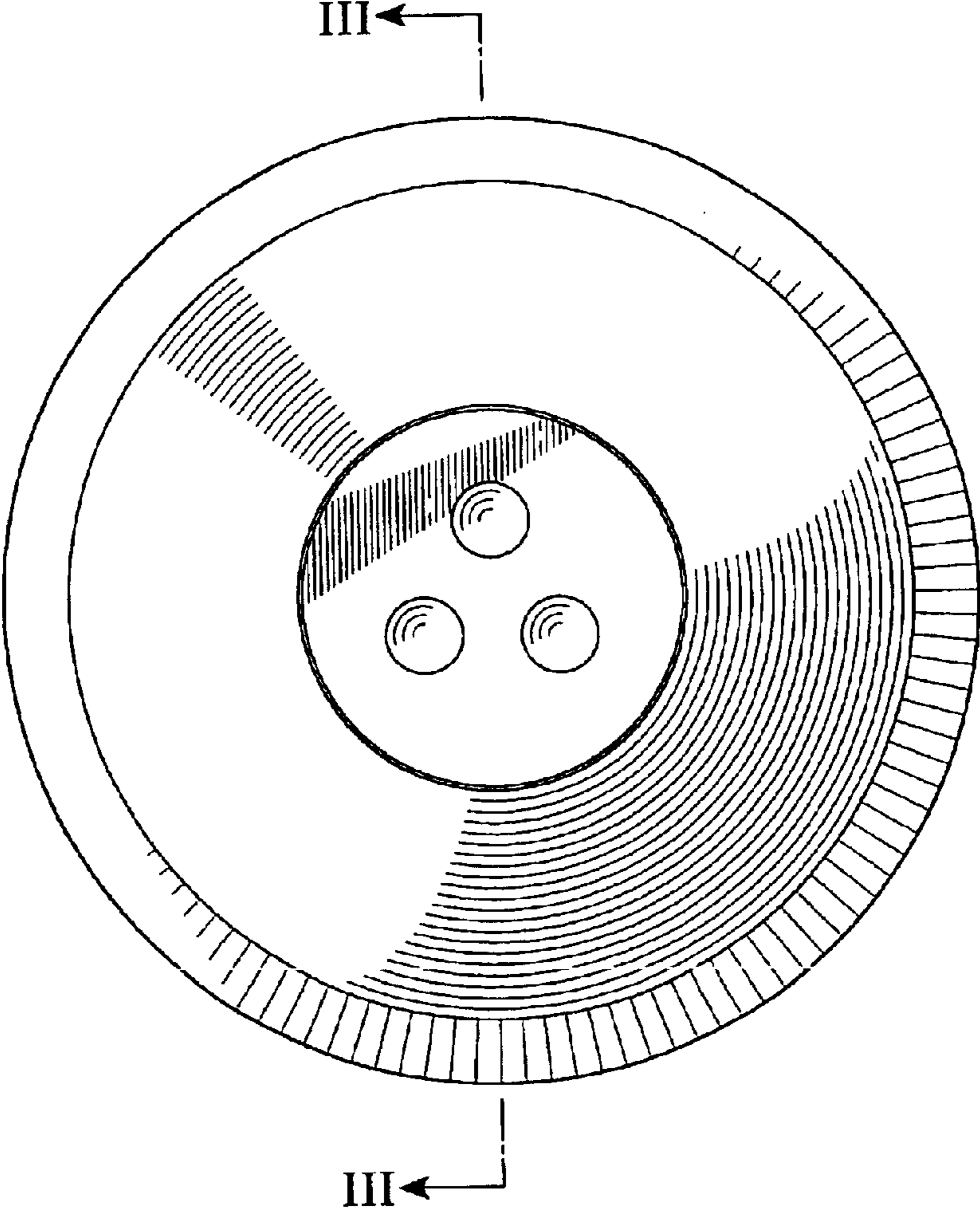


FIG. 3



FIG. 4



FIG. 5

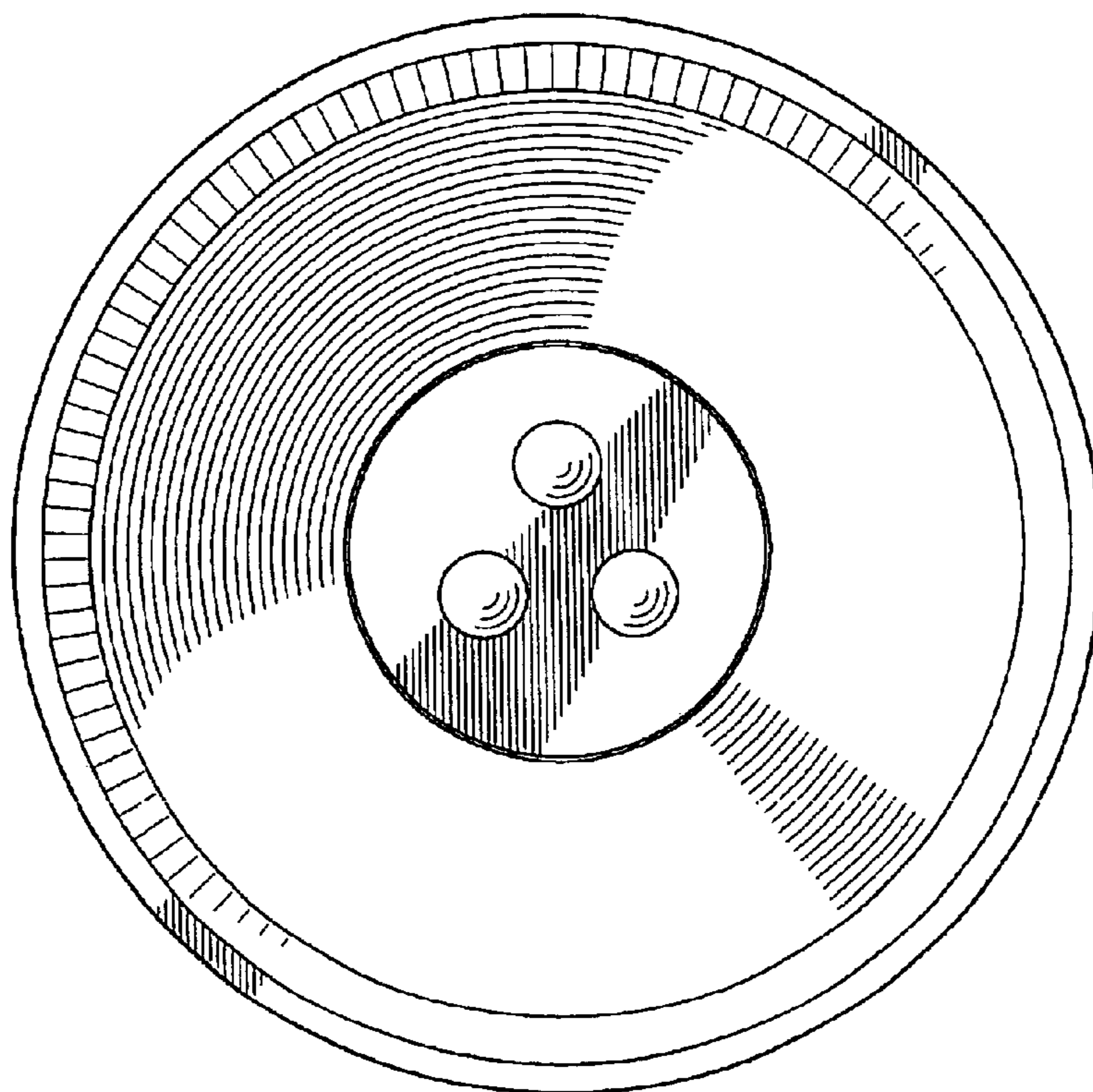


FIG. 6




FIG. 7

